



**Treasurer & Tax Collector**  
CITY AND COUNTY OF SAN FRANCISCO

**José Cisneros**  
TREASURER

Investment Report for the month of July 2025

August 15, 2025

**The Honorable Daniel L. Lurie**  
Mayor of San Francisco  
City Hall, Room 200  
1 Dr. Carlton B. Goodlett Place  
San Francisco, CA 94102-4638

**The Honorable Board of Supervisors**  
City and County of San Francisco  
City Hall, Room 244  
1 Dr. Carlton B. Goodlett Place  
San Francisco, CA 94102-4638

Colleagues,

In accordance with the provisions of California State Government Code, Section 53646, we forward this report detailing the City's pooled fund portfolio as of July 31, 2025. These investments provide sufficient liquidity to meet expenditure requirements for the next six months and are in compliance with our statement of investment policy and California Code.

This correspondence and its attachments show the investment activity for the month of July 2025 for the portfolios under the Treasurer's management. All pricing and valuation data is obtained from Interactive Data Corporation.

**CCSF Pooled Fund Investment Earnings Statistics \***

<i>(in \$ million)</i>	Current Month		Prior Month	
	Fiscal YTD	July 2025	Fiscal YTD	June 2025
Average Daily Balance	\$ 17,222	\$ 17,222	\$ 17,065	\$ 18,549
Net Earnings	55.37	55.37	628.74	57.87
Earned Income Return	3.79%	3.79%	3.69%	3.80%

**CCSF Pooled Fund Statistics \***

<i>(in \$ million)</i>	% of Portfolio	Book Value	Market Value	Wtd. Avg. Coupon	Wtd. Avg. YTM	WAM
U.S. Treasuries	22.71%	\$ 3,901.8	\$ 3,876.1	2.65%	2.99%	748
Federal Agencies	39.29%	6,731.2	6,706.9	3.74%	3.80%	757
Public Time Deposits	0.35%	60.0	60.0	4.32%	4.32%	134
Negotiable CDs	16.82%	2,871.0	2,870.5	4.39%	4.39%	163
Commercial Paper	8.33%	1,422.7	1,422.2	0.00%	4.41%	112
Medium Term Notes	1.11%	189.1	189.2	3.99%	4.23%	551
Money Market Funds	8.07%	1,378.0	1,378.0	4.25%	4.25%	1
Supranationals	1.21%	206.2	206.4	3.71%	3.83%	614
Secured Bank Deposit	2.11%	359.8	359.8	4.35%	4.35%	1
<b>Totals</b>	<b>100.0%</b>	<b>\$ 17,119.9</b>	<b>\$ 17,069.1</b>	<b>3.35%</b>	<b>3.82%</b>	<b>519</b>

In the remainder of this report, we provide additional information and analytics at the security-level and portfolio-level, as recommended by the California Debt and Investment Advisory Commission.

Respectfully,

**José Cisneros**  
Treasurer

cc: Treasury Oversight Committee: Aimee Brown, Kevin Kone, Brenda Kwee McNulty  
Greg Wagner - Controller, Office of the Controller  
Mark de la Rosa - Director of Audits, Office of the Controller  
Mayor's Office of Public Policy and Finance  
San Francisco County Transportation Authority  
San Francisco Public Library  
San Francisco Health Service System

# Portfolio Summary

## Pooled Fund

As of July 31, 2025

<i>(in \$ million)</i>							
<b>Security Type</b>	<b>Par Value</b>	<b>Book Value</b>	<b>Market Value</b>	<b>Market/Book Price</b>	<b>Current % Allocation</b>	<b>Max. Policy Allocation</b>	<b>Compliant?</b>
U.S. Treasuries	\$ 3,912.0	\$ 3,901.8	\$ 3,876.1	99.34	22.79%	100%	Yes
Federal Agencies	6,735.3	6,731.2	6,706.9	99.64	39.32%	100%	Yes
State & Local Government							
Agency Obligations	-	-	-	-	0.00%	20%	Yes
Public Time Deposits	60.0	60.0	60.0	100.00	0.35%	100%	Yes
Negotiable CDs	2,871.0	2,871.0	2,870.5	99.98	16.77%	30%	Yes
Bankers Acceptances	-	-	-	-	0.00%	40%	Yes
Commercial Paper	1,442.0	1,422.7	1,422.2	99.97	8.31%	25%	Yes
Medium Term Notes	189.6	189.1	189.2	100.03	1.10%	30%	Yes
Repurchase Agreements	-	-	-	-	0.00%	10%	Yes
Reverse Repurchase/ Securities Lending Agreements	-	-	-	-	0.00%	\$75mm	Yes
Money Market Funds - Government	1,378.0	1,378.0	1,378.0	100.00	8.05%	20%	Yes
LAIF	-	-	-	-	0.00%	\$50mm	Yes
Supranationals	206.8	206.2	206.4	100.09	1.20%	30%	Yes
Secured Bank Deposit	359.8	359.8	359.8	100.00	2.10%	N/A	Yes
<b>TOTAL</b>	<b>\$ 17,154.6</b>	<b>\$ 17,119.9</b>	<b>\$ 17,069.1</b>	<b>99.70</b>	<b>100.00%</b>	<b>-</b>	<b>Yes</b>

The City and County of San Francisco uses the following methodology to determine compliance: Compliance is pre-trade and calculated on a book value basis of the overall portfolio value. Cash balances are included in the City's compliance calculations.

Please note the information in this report does not include cash balances. Due to fluctuations in the market value of the securities held in the Pooled Fund and changes in the City's cash position, the allocation limits may be exceeded on a post-trade compliance basis. In these instances, no compliance violation has occurred, as the policy limits were not exceeded prior to trade execution. The full Investment Policy can be found at <https://sftreasurer.org/banking-investments/investments>

Totals may not add due to rounding.

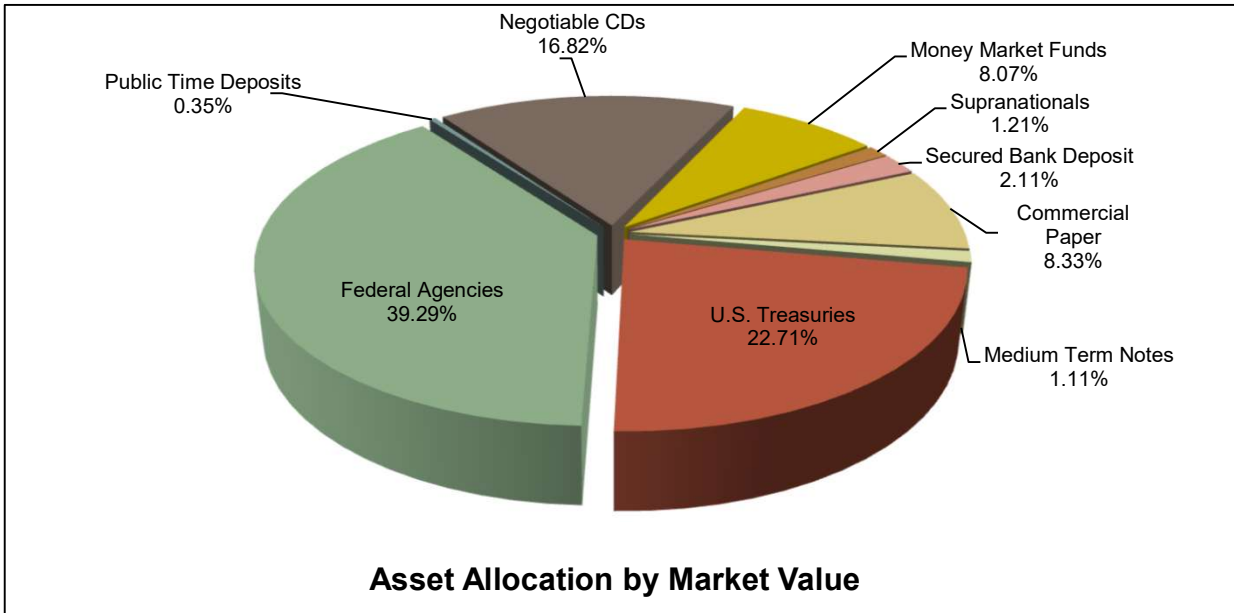
# City and County of San Francisco

## Pooled Fund Portfolio Statistics

For the month ended July 31, 2025

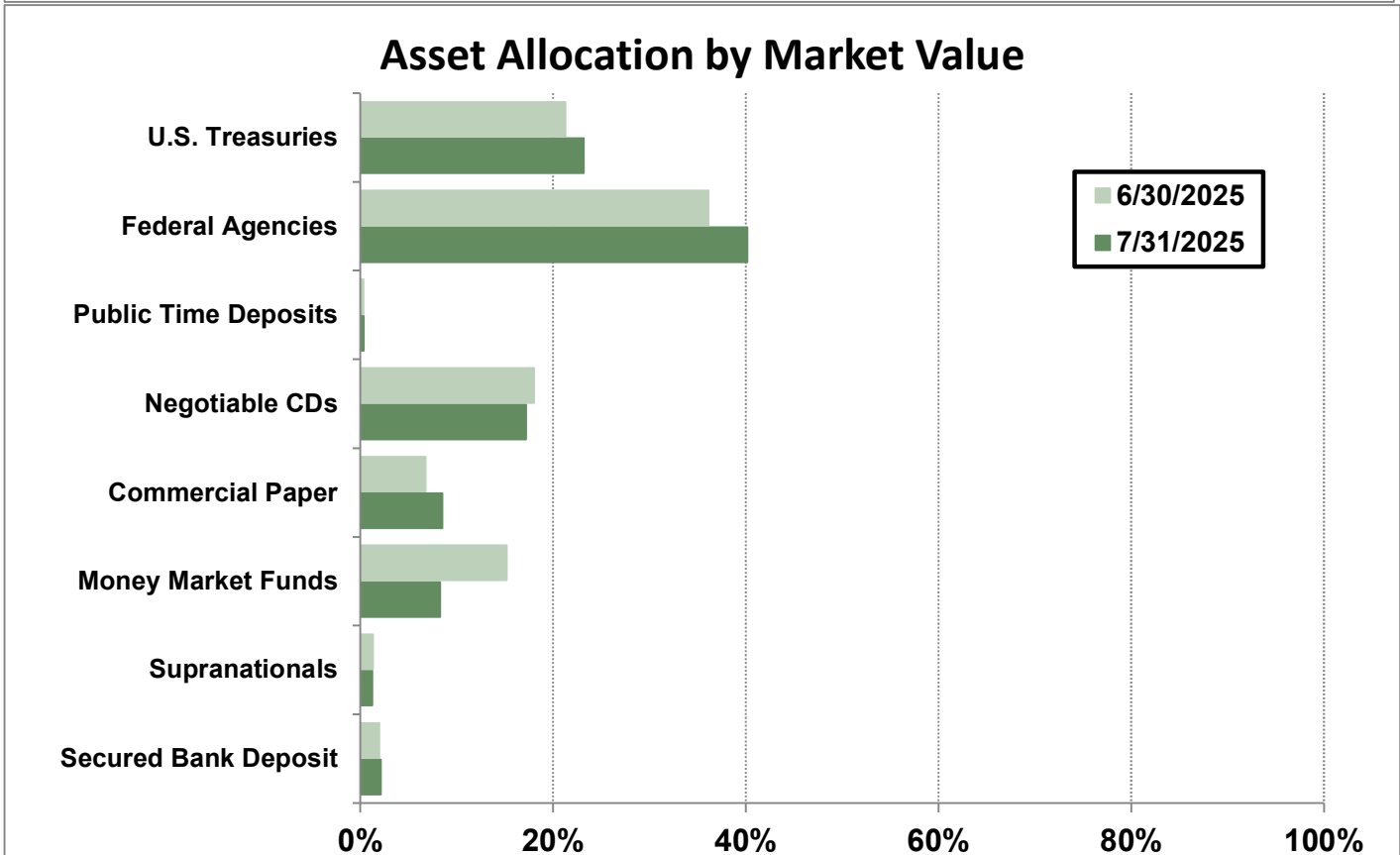
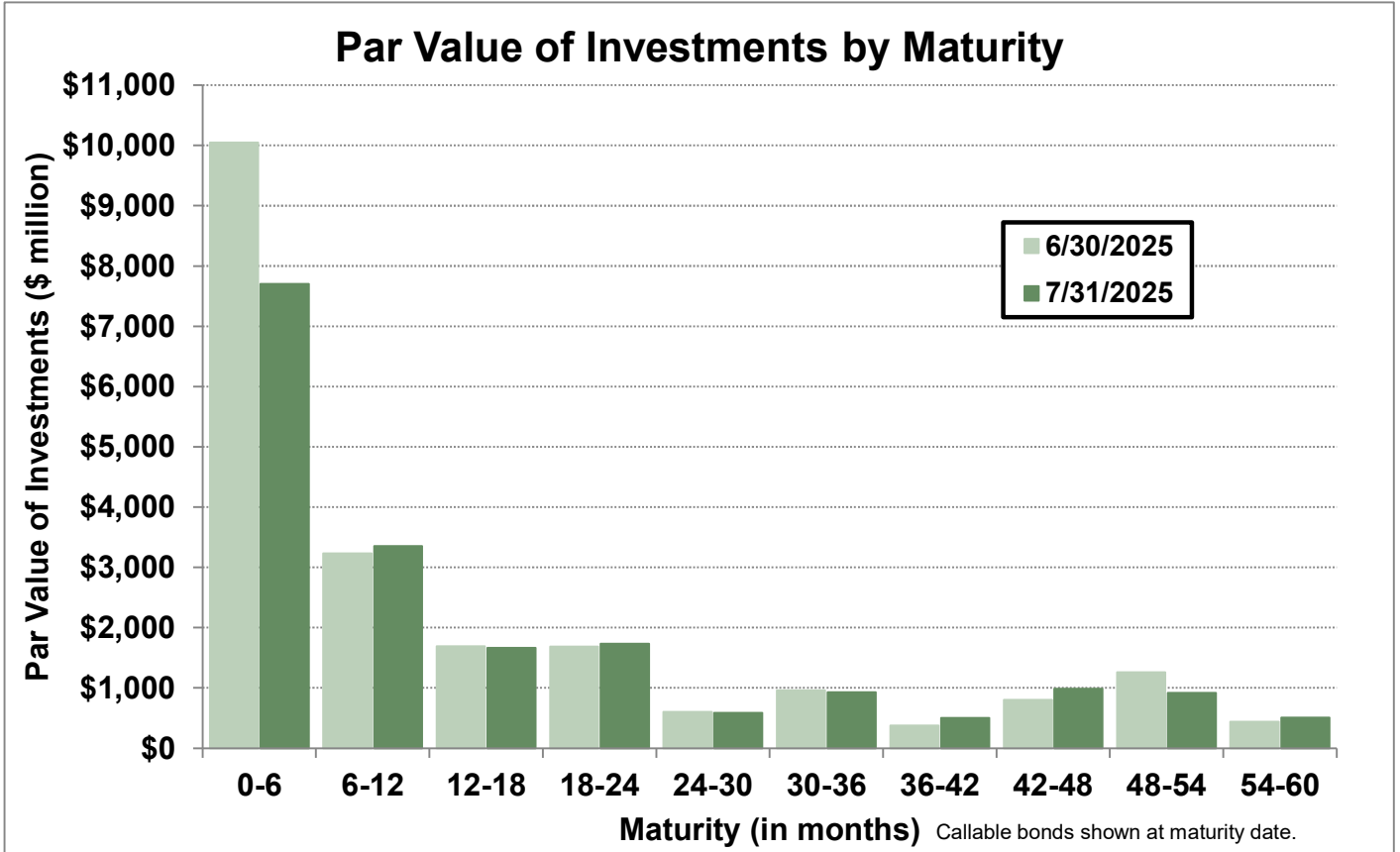
Average Daily Balance	\$17,221,778,795
Net Earnings	\$55,367,870
Earned Income Return	3.79%
Weighted Average Maturity	519 days

Investment Type	(\$ million)	Par Value	Book Value	Market Value
U.S. Treasuries		\$ 3,912.0	\$ 3,901.8	\$ 3,876.1
Federal Agencies		6,735.3	6,731.2	6,706.9
Public Time Deposits		60.0	60.0	60.0
Negotiable CDs		2,871.0	2,871.0	2,870.5
Commercial Paper		1,442.0	1,422.7	1,422.2
Medium Term Notes		189.6	189.1	189.2
Money Market Funds		1,378.0	1,378.0	1,378.0
Supranationals		206.8	206.2	206.4
Secured Bank Deposit		359.8	359.8	359.8
<b>Total</b>		<b>\$ 17,154.6</b>	<b>\$ 17,119.9</b>	<b>\$ 17,069.1</b>

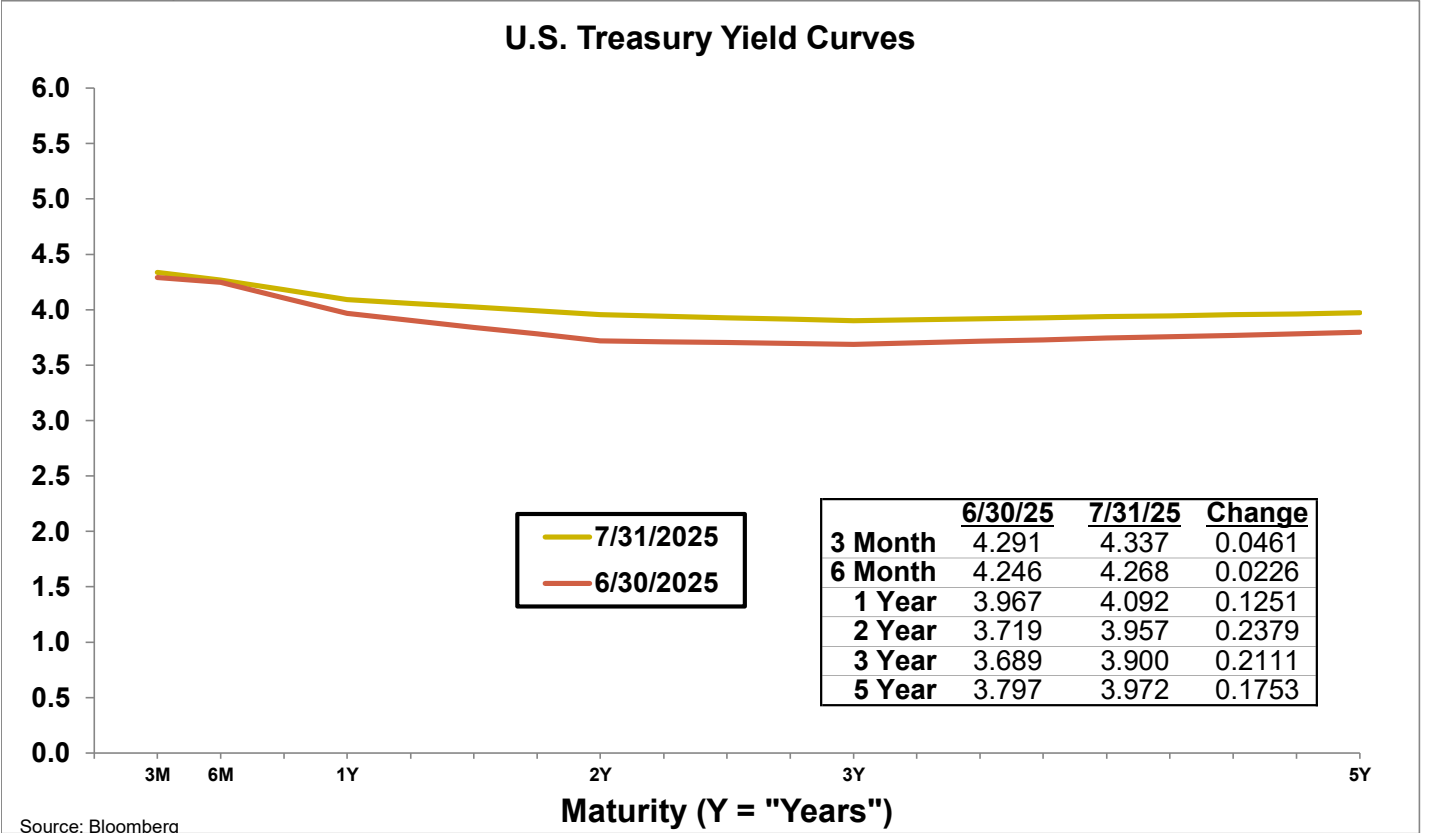
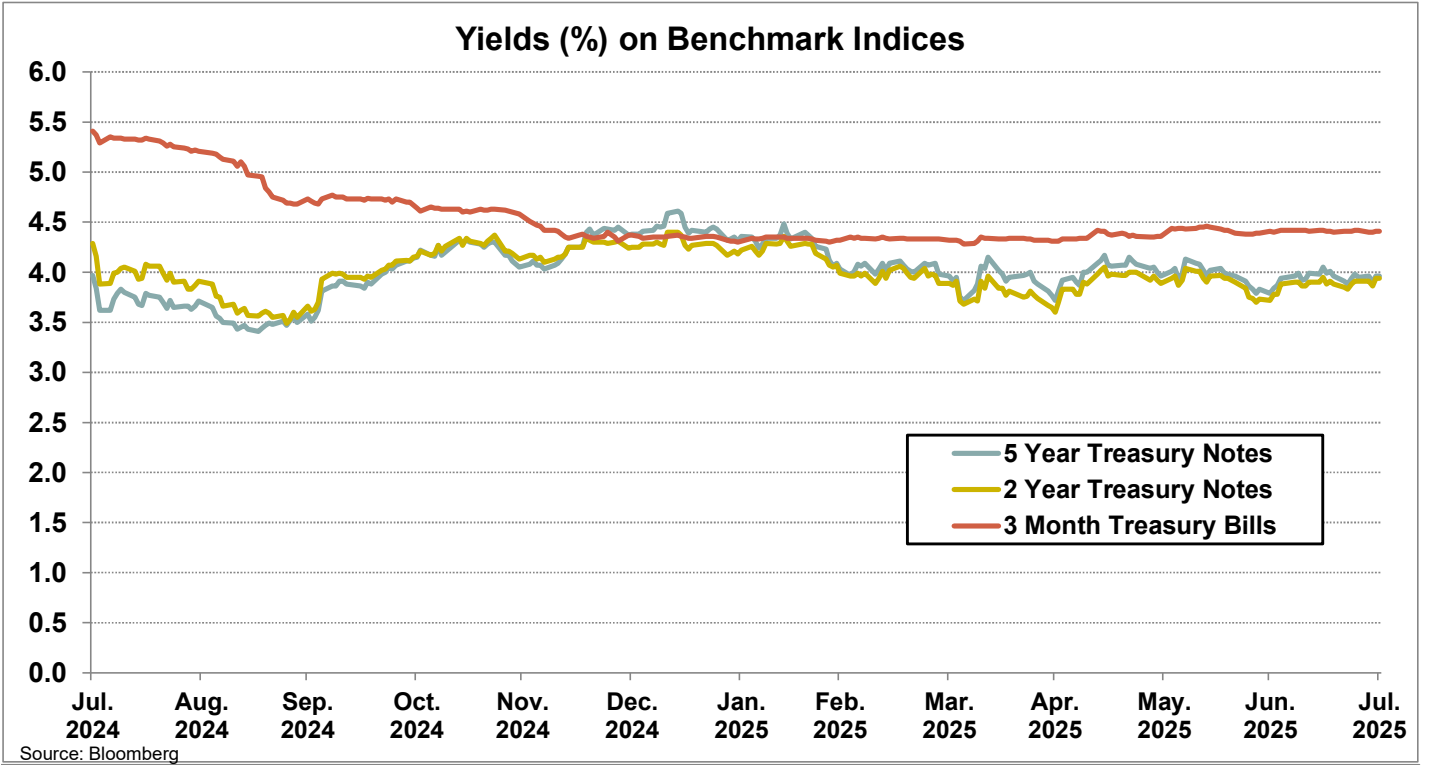


# Portfolio Analysis

## Pooled Fund



# Yield Curves



# Investment Inventory

## Pooled Fund

As of July 31, 2025

Type of Investment	CUSIP	Issuer Name	Maturity		Coupon	Par Value	Original Cost	Amortized	
			Settle Date	Date				Book Value	Market Value
U.S. Treasuries	912797QM2	U.S. Treasury Bill	5/6/2025	9/2/2025	0.00	\$ 100,000,000	\$ 98,614,972	\$ 99,627,556	\$ 99,617,880
U.S. Treasuries	91282CFK2	U.S. Treasury Note	10/7/2022	9/15/2025	3.50	50,000,000	48,968,750	49,956,791	49,964,845
U.S. Treasuries	91282CAM3	U.S. Treasury Note	5/12/2021	9/30/2025	0.25	50,000,000	49,109,375	49,966,643	49,677,735
U.S. Treasuries	91282CAM3	U.S. Treasury Note	7/26/2021	9/30/2025	0.25	50,000,000	49,281,250	49,971,758	49,677,735
U.S. Treasuries	91282CAT8	U.S. Treasury Note	2/25/2021	10/31/2025	0.25	50,000,000	49,298,828	49,962,664	49,501,955
U.S. Treasuries	91282CAT8	U.S. Treasury Note	3/2/2021	10/31/2025	0.25	50,000,000	49,078,125	49,950,768	49,501,955
U.S. Treasuries	91282CAT8	U.S. Treasury Note	3/4/2021	10/31/2025	0.25	50,000,000	49,048,828	49,949,144	49,501,955
U.S. Treasuries	912797RP4	U.S. Treasury Bill	7/24/2025	11/18/2025	0.00	100,000,000	98,624,925	98,718,947	98,742,070
U.S. Treasuries	91282CBC4	U.S. Treasury Note	2/25/2021	12/31/2025	0.38	50,000,000	49,455,078	49,953,204	49,189,455
U.S. Treasuries	91282CBC4	U.S. Treasury Note	2/26/2021	12/31/2025	0.38	50,000,000	49,271,484	49,937,403	49,189,455
U.S. Treasuries	91282CBW0	U.S. Treasury Note	6/28/2021	4/30/2026	0.75	50,000,000	49,662,109	49,947,987	48,722,655
U.S. Treasuries	91282CBW0	U.S. Treasury Note	7/2/2021	4/30/2026	0.75	50,000,000	49,730,469	49,958,416	48,722,655
U.S. Treasuries	912828R36	U.S. Treasury Note	7/23/2021	5/15/2026	1.63	50,000,000	52,203,125	50,359,873	49,025,390
U.S. Treasuries	912828R36	U.S. Treasury Note	8/27/2021	5/15/2026	1.63	50,000,000	51,890,625	50,315,104	49,025,390
U.S. Treasuries	91282CCJ8	U.S. Treasury Note	7/2/2021	6/30/2026	0.88	50,000,000	49,931,641	49,987,520	48,521,485
U.S. Treasuries	91282CCJ8	U.S. Treasury Note	7/14/2021	6/30/2026	0.88	50,000,000	50,070,313	50,012,922	48,521,485
U.S. Treasuries	91282CCJ8	U.S. Treasury Note	7/22/2021	6/30/2026	0.88	50,000,000	50,345,703	50,063,813	48,521,485
U.S. Treasuries	91282CCJ8	U.S. Treasury Note	7/22/2021	6/30/2026	0.88	50,000,000	50,328,125	50,060,569	48,521,485
U.S. Treasuries	91282CCJ8	U.S. Treasury Note	8/6/2021	6/30/2026	0.88	50,000,000	50,406,250	50,075,618	48,521,485
U.S. Treasuries	91282CCJ8	U.S. Treasury Note	8/10/2021	6/30/2026	0.88	50,000,000	50,240,234	50,044,817	48,521,485
U.S. Treasuries	91282CCJ8	U.S. Treasury Note	9/24/2021	6/30/2026	0.88	50,000,000	49,937,500	49,988,039	48,521,485
U.S. Treasuries	91282CCJ8	U.S. Treasury Note	10/14/2021	6/30/2026	0.88	50,000,000	49,593,750	49,921,348	48,521,485
U.S. Treasuries	91282CCJ8	U.S. Treasury Note	1/4/2022	6/30/2026	0.88	50,000,000	49,027,344	49,802,262	48,521,485
U.S. Treasuries	91282CCW9	U.S. Treasury Note	9/28/2021	8/31/2026	0.75	50,000,000	49,449,219	49,879,000	48,214,845
U.S. Treasuries	91282CCZ2	U.S. Treasury Note	10/8/2021	9/30/2026	0.88	50,000,000	49,689,453	49,927,402	48,171,875
U.S. Treasuries	91282CCZ2	U.S. Treasury Note	10/8/2021	9/30/2026	0.88	50,000,000	49,671,875	49,923,293	48,171,875
U.S. Treasuries	91282CCZ2	U.S. Treasury Note	10/19/2021	9/30/2026	0.88	50,000,000	49,318,359	49,839,681	48,171,875
U.S. Treasuries	91282CDK4	U.S. Treasury Note	12/3/2021	11/30/2026	1.25	50,000,000	50,072,266	50,019,266	48,187,500
U.S. Treasuries	91282CDK4	U.S. Treasury Note	12/7/2021	11/30/2026	1.25	50,000,000	50,117,188	50,031,310	48,187,500
U.S. Treasuries	91282CDK4	U.S. Treasury Note	3/29/2022	11/30/2026	1.25	50,000,000	47,078,125	49,168,113	48,187,500
U.S. Treasuries	91282CDQ1	U.S. Treasury Note	3/29/2022	12/31/2026	1.25	50,000,000	47,107,422	49,139,550	48,078,125
U.S. Treasuries	91282CEF4	U.S. Treasury Note	4/6/2022	3/31/2027	2.50	25,000,000	24,757,813	24,919,226	24,401,368
U.S. Treasuries	91282CKV2	U.S. Treasury Note	6/26/2024	6/15/2027	4.63	50,000,000	50,199,219	50,125,523	50,596,300
U.S. Treasuries	91282CKV2	U.S. Treasury Note	7/9/2024	6/15/2027	4.63	50,000,000	50,292,969	50,186,833	50,596,300
U.S. Treasuries	91282CKV2	U.S. Treasury Note	10/8/2024	6/15/2027	4.63	50,000,000	50,906,250	50,631,601	50,596,300
U.S. Treasuries	91282CKV2	U.S. Treasury Note	5/15/2025	6/15/2027	4.63	50,000,000	50,603,516	50,541,657	50,596,300
U.S. Treasuries	91282CKV2	U.S. Treasury Note	7/8/2025	6/15/2027	4.63	50,000,000	50,667,969	50,645,294	50,596,300
U.S. Treasuries	91282CKV2	U.S. Treasury Note	7/9/2025	6/15/2027	4.63	50,000,000	50,654,297	50,632,981	50,596,300
U.S. Treasuries	91282CKV2	U.S. Treasury Note	7/25/2025	6/15/2027	4.63	50,000,000	50,632,813	50,626,393	50,596,300
U.S. Treasuries	91282CEW7	U.S. Treasury Note	3/21/2024	6/30/2027	3.25	50,000,000	48,203,125	48,951,322	49,359,375
U.S. Treasuries	91282CEW7	U.S. Treasury Note	4/3/2024	6/30/2027	3.25	50,000,000	48,113,281	48,886,788	49,359,375
U.S. Treasuries	91282CEW7	U.S. Treasury Note	9/26/2024	6/30/2027	3.25	50,000,000	49,683,594	49,780,684	49,359,375
U.S. Treasuries	91282CEW7	U.S. Treasury Note	7/25/2025	6/30/2027	3.25	50,000,000	49,398,438	49,404,410	49,359,375
U.S. Treasuries	91282CLL3	U.S. Treasury Note	10/1/2024	9/15/2027	3.38	50,000,000	49,785,156	49,845,687	49,443,360
U.S. Treasuries	91282CLX7	U.S. Treasury Note	2/12/2025	11/15/2027	4.13	61,000,000	60,692,617	60,744,561	61,264,490
U.S. Treasuries	91282CMB4	U.S. Treasury Note	12/16/2024	12/15/2027	4.00	50,000,000	49,718,750	49,777,365	50,114,450
U.S. Treasuries	91282CMB4	U.S. Treasury Note	12/16/2024	12/15/2027	4.00	50,000,000	49,712,891	49,772,727	50,114,450
U.S. Treasuries	9128284N7	U.S. Treasury Note	4/9/2024	5/15/2028	2.88	65,000,000	61,082,227	62,335,809	63,263,285
U.S. Treasuries	91282CND9	U.S. Treasury Note	5/15/2025	5/15/2028	3.75	70,000,000	69,485,938	69,522,522	69,740,237
U.S. Treasuries	91282CHK0	U.S. Treasury Note	1/5/2024	6/30/2028	4.00	50,000,000	49,974,609	49,983,507	50,156,250

# Investment Inventory

## Pooled Fund

Type of Investment	CUSIP	Issuer Name	Maturity			Par Value	Original Cost	Amortized	
			Settle Date	Date	Coupon			Book Value	Market Value
U.S. Treasuries	91282CHK0	U.S. Treasury Note	1/18/2024	6/30/2028	4.00	50,000,000	49,927,734	49,952,683	50,156,250
U.S. Treasuries	91282CHK0	U.S. Treasury Note	1/18/2024	6/30/2028	4.00	50,000,000	49,904,297	49,937,337	50,156,250
U.S. Treasuries	91282CHK0	U.S. Treasury Note	2/6/2024	6/30/2028	4.00	50,000,000	49,677,734	49,786,494	50,156,250
U.S. Treasuries	91282CHK0	U.S. Treasury Note	2/27/2024	6/30/2028	4.00	50,000,000	49,298,828	49,529,308	50,156,250
U.S. Treasuries	91282CHK0	U.S. Treasury Note	5/13/2024	6/30/2028	4.00	50,000,000	48,939,453	49,252,206	50,156,250
U.S. Treasuries	91282CHX2	U.S. Treasury Note	12/12/2023	8/31/2028	4.38	50,000,000	50,115,234	50,075,263	50,683,595
U.S. Treasuries	91282CHX2	U.S. Treasury Note	5/14/2025	8/31/2028	4.38	50,000,000	50,550,781	50,514,672	50,683,595
U.S. Treasuries	91282CJW2	U.S. Treasury Note	5/13/2025	1/31/2029	4.00	60,000,000	59,927,344	59,931,621	60,175,782
U.S. Treasuries	91282CJW2	U.S. Treasury Note	10/8/2024	1/31/2029	4.00	65,000,000	65,266,602	65,216,360	65,190,431
U.S. Treasuries	9128286B1	U.S. Treasury Note	4/11/2024	2/15/2029	2.63	50,000,000	45,710,938	46,866,151	47,904,295
U.S. Treasuries	91282CKD2	U.S. Treasury Note	4/8/2024	2/28/2029	4.25	50,000,000	49,773,438	49,834,294	50,568,360
U.S. Treasuries	91282CKD2	U.S. Treasury Note	5/13/2025	2/28/2029	4.25	75,000,000	75,568,359	75,535,577	75,852,540
U.S. Treasuries	91282CKP5	U.S. Treasury Note	10/24/2024	4/30/2029	4.63	50,000,000	51,171,875	50,972,180	51,224,610
U.S. Treasuries	91282CKP5	U.S. Treasury Note	12/20/2024	4/30/2029	4.63	51,000,000	51,448,242	51,385,173	52,249,102
U.S. Treasuries	91282CKT7	U.S. Treasury Note	10/23/2024	5/31/2029	4.50	50,000,000	51,039,063	50,864,752	51,023,440
U.S. Treasuries	91282CLC3	U.S. Treasury Note	10/1/2024	7/31/2029	4.00	50,000,000	51,046,875	50,866,461	50,138,500
U.S. Treasuries	91282CLC3	U.S. Treasury Note	10/24/2024	7/31/2029	4.00	50,000,000	49,888,672	49,906,640	50,138,500
U.S. Treasuries	91282CLC3	U.S. Treasury Note	10/7/2024	7/31/2029	4.00	65,000,000	65,563,672	65,468,123	65,180,050
U.S. Treasuries	91282CFJ5	U.S. Treasury Note	10/1/2024	8/31/2029	3.13	50,000,000	49,041,016	49,203,429	48,519,530
U.S. Treasuries	91282CFJ5	U.S. Treasury Note	10/3/2024	8/31/2029	3.13	65,000,000	63,664,453	63,889,403	63,075,389
U.S. Treasuries	91282CFT3	U.S. Treasury Note	5/30/2025	10/31/2029	4.00	60,000,000	59,988,281	59,988,738	60,157,032
U.S. Treasuries	91282CLR0	U.S. Treasury Note	11/25/2024	10/31/2029	4.13	50,000,000	49,611,328	49,665,065	50,371,095
U.S. Treasuries	91282CGQ8	U.S. Treasury Note	4/10/2025	2/28/2030	4.00	50,000,000	49,927,734	49,932,309	50,132,815
U.S. Treasuries	91282CMZ1	U.S. Treasury Note	5/22/2025	4/30/2030	3.88	50,000,000	49,468,750	49,489,658	49,845,705
<b>Subtotals</b>					<b>2.65</b>	<b>\$ 3,912,000,000</b>	<b>\$ 3,887,708,882</b>	<b>\$ 3,901,839,569</b>	<b>\$ 3,876,130,695</b>
Federal Agencies	3133EPKA2	Federal Farm Credit Bank	5/18/2023	8/18/2025	4.00	25,000,000	24,982,000	24,999,628	24,989,000
Federal Agencies	3133EPKA2	Federal Farm Credit Bank	5/18/2023	8/18/2025	4.00	26,500,000	26,483,835	26,499,666	26,488,340
Federal Agencies	3133EPKA2	Federal Farm Credit Bank	5/18/2023	8/18/2025	4.00	30,000,000	29,981,700	29,999,622	29,986,800
Federal Agencies	3135G05X7	Fannie Mae	3/4/2021	8/25/2025	0.38	25,000,000	24,684,250	24,995,365	24,932,500
Federal Agencies	3135G05X7	Fannie Mae	2/25/2021	8/25/2025	0.38	72,500,000	71,862,000	72,490,675	72,304,250
Federal Agencies	3130A8ZQ9	Federal Home Loan Bank	11/2/2021	9/12/2025	1.75	10,295,000	10,575,333	10,303,350	10,260,203
Federal Agencies	3133EPVY8	Federal Farm Credit Bank	9/15/2023	9/15/2025	5.00	8,230,000	8,224,074	8,229,635	8,232,551
Federal Agencies	3133EPVY8	Federal Farm Credit Bank	9/15/2023	9/15/2025	5.00	15,000,000	14,981,850	14,998,883	15,004,650
Federal Agencies	3133EPVY8	Federal Farm Credit Bank	9/15/2023	9/15/2025	5.00	20,000,000	19,975,800	19,998,510	20,006,200
Federal Agencies	3137EAEX3	Freddie Mac	3/4/2021	9/23/2025	0.38	22,600,000	22,295,352	22,590,297	22,475,248
Federal Agencies	3133EPDL6	Federal Farm Credit Bank	3/15/2023	10/1/2025	4.85	50,000,000	50,000,000	50,000,000	50,016,500
Federal Agencies	3133EPYW9	Federal Farm Credit Bank	10/20/2023	10/20/2025	5.13	24,000,000	23,923,440	23,991,621	24,028,080
Federal Agencies	3133EPYW9	Federal Farm Credit Bank	10/20/2023	10/20/2025	5.13	25,000,000	24,985,500	24,998,413	25,029,250
Federal Agencies	3133EPYW9	Federal Farm Credit Bank	10/20/2023	10/20/2025	5.13	35,000,000	34,972,350	34,996,974	35,040,950
Federal Agencies	3133EPYW9	Federal Farm Credit Bank	10/20/2023	10/20/2025	5.13	50,000,000	49,972,000	49,996,936	50,058,500
Federal Agencies	3133ENEG1	Federal Farm Credit Bank	11/17/2021	11/17/2025	1.05	39,675,000	39,622,232	39,671,099	39,268,728
Federal Agencies	3133ENEG1	Federal Farm Credit Bank	11/17/2021	11/17/2025	1.05	55,000,000	54,923,000	54,994,308	54,436,800
Federal Agencies	3133ENHM5	Federal Farm Credit Bank	12/16/2021	12/16/2025	1.17	45,000,000	44,954,100	44,995,696	44,450,550
Federal Agencies	3133ENHM5	Federal Farm Credit Bank	12/16/2021	12/16/2025	1.17	50,000,000	49,949,000	49,995,218	49,389,500
Federal Agencies	3133EN5E6	Federal Farm Credit Bank	12/29/2022	12/29/2025	4.00	15,000,000	14,954,700	14,993,800	14,973,750
Federal Agencies	3133EN5E6	Federal Farm Credit Bank	12/29/2022	12/29/2025	4.00	20,000,000	19,939,600	19,991,734	19,965,000
Federal Agencies	3133EN5E6	Federal Farm Credit Bank	12/29/2022	12/29/2025	4.00	25,000,000	24,923,750	24,989,564	24,956,250
Federal Agencies	3133EN6A3	Federal Farm Credit Bank	1/13/2023	1/13/2026	4.00	20,000,000	19,982,400	19,997,350	19,960,400
Federal Agencies	3133EN6A3	Federal Farm Credit Bank	1/13/2023	1/13/2026	4.00	30,000,000	29,977,200	29,996,568	29,940,600
Federal Agencies	3130AUTC8	Federal Home Loan Bank	2/9/2023	2/6/2026	4.01	21,100,000	20,985,427	21,080,188	21,059,277

# Investment Inventory

## Pooled Fund

Type of Investment	CUSIP	Issuer Name	Maturity		Coupon	Par Value	Original Cost	Amortized	Market Value
			Settle Date	Date				Book Value	
Federal Agencies	3133EPJX4	Federal Farm Credit Bank	5/17/2023	2/17/2026	3.63	25,000,000	24,928,500	24,985,799	24,889,250
Federal Agencies	3133EPJX4	Federal Farm Credit Bank	5/17/2023	2/17/2026	3.63	30,000,000	29,905,500	29,981,231	29,867,100
Federal Agencies	3133EPBJ3	Federal Farm Credit Bank	2/23/2023	2/23/2026	4.38	25,000,000	24,953,500	24,991,260	24,999,750
Federal Agencies	3133EPBJ3	Federal Farm Credit Bank	2/23/2023	2/23/2026	4.38	28,000,000	27,954,080	27,991,369	27,999,720
Federal Agencies	3133EPBJ3	Federal Farm Credit Bank	2/23/2023	2/23/2026	4.38	50,000,000	49,918,000	49,984,588	49,999,500
Federal Agencies	3133ENJ35	Federal Farm Credit Bank	8/25/2022	2/25/2026	3.32	35,000,000	34,957,650	34,993,118	34,807,850
Federal Agencies	3130AXB31	Federal Home Loan Bank	11/2/2023	3/13/2026	4.88	10,000,000	9,953,900	9,988,020	10,035,400
Federal Agencies	3130AXB31	Federal Home Loan Bank	11/2/2023	3/13/2026	4.88	10,000,000	9,950,700	9,987,189	10,035,400
Federal Agencies	3130AXB31	Federal Home Loan Bank	11/2/2023	3/13/2026	4.88	10,000,000	9,950,700	9,987,189	10,035,400
Federal Agencies	3130AXB31	Federal Home Loan Bank	4/5/2024	3/13/2026	4.88	25,000,000	25,053,750	25,017,030	25,088,500
Federal Agencies	3130AXB31	Federal Home Loan Bank	4/2/2024	3/13/2026	4.88	36,730,000	36,803,460	36,753,176	36,860,024
Federal Agencies	3133EP5K7	Federal Farm Credit Bank	4/2/2024	3/13/2026	4.50	50,000,000	49,758,000	49,923,651	50,053,000
Federal Agencies	3133EMZ21	Federal Farm Credit Bank	8/9/2021	4/6/2026	0.69	15,500,000	15,458,150	15,493,898	15,120,715
Federal Agencies	3133ENU00	Federal Farm Credit Bank	4/8/2022	4/8/2026	2.64	20,000,000	19,961,200	19,993,361	19,767,200
Federal Agencies	3133ENU00	Federal Farm Credit Bank	4/8/2022	4/8/2026	2.64	30,000,000	29,941,800	29,990,041	29,650,800
Federal Agencies	3130AVWS7	Federal Home Loan Bank	5/10/2023	6/12/2026	3.75	17,045,000	16,991,479	17,030,067	16,982,956
Federal Agencies	3130AVWS7	Federal Home Loan Bank	5/17/2023	6/12/2026	3.75	20,000,000	19,939,200	19,982,930	19,927,200
Federal Agencies	3130AWAH3	Federal Home Loan Bank	6/1/2023	6/12/2026	4.00	10,000,000	9,934,300	9,931,305	9,982,000
Federal Agencies	3130AWAH3	Federal Home Loan Bank	6/1/2023	6/12/2026	4.00	15,000,000	14,899,350	14,971,360	14,973,000
Federal Agencies	3130AWLZ1	Federal Home Loan Bank	7/10/2023	6/12/2026	4.75	50,000,000	49,856,000	49,957,528	50,221,000
Federal Agencies	3130B1BT3	Federal Home Loan Bank	6/18/2024	6/12/2026	4.88	13,485,000	13,505,093	13,493,742	13,542,581
Federal Agencies	3133ERHD6	Federal Farm Credit Bank	6/18/2024	6/12/2026	4.88	20,000,000	20,030,400	20,013,227	20,109,600
Federal Agencies	3133ERHD6	Federal Farm Credit Bank	6/18/2024	6/12/2026	4.88	32,000,000	32,051,200	32,022,276	32,175,360
Federal Agencies	3133EPMU6	Federal Farm Credit Bank	6/15/2023	6/15/2026	4.25	20,000,000	19,969,200	19,991,064	19,986,400
Federal Agencies	3133EPMU6	Federal Farm Credit Bank	6/15/2023	6/15/2026	4.25	24,700,000	24,640,226	24,682,657	24,683,204
Federal Agencies	3133EPMU6	Federal Farm Credit Bank	6/15/2023	6/15/2026	4.25	30,000,000	29,951,400	29,985,899	29,979,600
Federal Agencies	3133EPNG6	Federal Farm Credit Bank	6/23/2023	6/23/2026	4.38	25,000,000	24,986,750	24,996,059	25,034,750
Federal Agencies	3133EPNG6	Federal Farm Credit Bank	6/23/2023	6/23/2026	4.38	25,000,000	24,986,750	24,996,059	25,034,750
Federal Agencies	3133EPNG6	Federal Farm Credit Bank	6/23/2023	6/23/2026	4.38	50,000,000	49,973,500	49,992,118	50,069,500
Federal Agencies	3133EPVP7	Federal Farm Credit Bank	9/8/2023	7/8/2026	4.75	10,000,000	9,991,700	9,997,263	10,039,800
Federal Agencies	3133EPVP7	Federal Farm Credit Bank	9/8/2023	7/8/2026	4.75	19,000,000	18,984,800	18,994,987	19,075,620
Federal Agencies	3133EPVP7	Federal Farm Credit Bank	9/8/2023	7/8/2026	4.75	21,000,000	20,982,780	20,994,321	21,083,580
Federal Agencies	3130ANNM8	Federal Home Loan Bank	8/19/2021	7/13/2026	1.05	25,000,000	25,000,000	25,000,000	24,250,500
Federal Agencies	3130ANNM8	Federal Home Loan Bank	8/19/2021	7/13/2026	1.05	25,000,000	25,000,000	25,000,000	24,250,500
Federal Agencies	3130ANNM8	Federal Home Loan Bank	8/19/2021	7/13/2026	1.05	25,000,000	25,000,000	25,000,000	24,250,500
Federal Agencies	3130ANNM8	Federal Home Loan Bank	8/19/2021	7/13/2026	1.05	25,000,000	25,000,000	25,000,000	24,250,500
Federal Agencies	3130ANMP2	Federal Home Loan Bank	8/20/2021	7/27/2026	1.07	25,000,000	25,000,000	25,000,000	24,227,000
Federal Agencies	3130ANMP2	Federal Home Loan Bank	8/20/2021	7/27/2026	1.07	25,000,000	25,000,000	25,000,000	24,227,000
Federal Agencies	3130ANMP2	Federal Home Loan Bank	8/20/2021	7/27/2026	1.07	25,000,000	25,000,000	25,000,000	24,227,000
Federal Agencies	3130ANMP2	Federal Home Loan Bank	8/20/2021	7/27/2026	1.07	25,000,000	25,000,000	25,000,000	24,227,000
Federal Agencies	3133EPZY4	Federal Farm Credit Bank	10/30/2023	7/30/2026	5.00	3,000,000	2,991,930	2,997,082	3,024,030
Federal Agencies	3133EPZY4	Federal Farm Credit Bank	10/30/2023	7/30/2026	5.00	9,615,000	9,589,136	9,605,649	9,692,016
Federal Agencies	3133EPZY4	Federal Farm Credit Bank	10/30/2023	7/30/2026	5.00	16,000,000	15,956,960	15,984,439	16,128,160
Federal Agencies	3133EPZY4	Federal Farm Credit Bank	10/30/2023	7/30/2026	5.00	25,000,000	24,936,750	24,977,132	25,200,250
Federal Agencies	3130ANTG5	Federal Home Loan Bank	9/13/2021	8/10/2026	1.05	25,000,000	25,000,000	25,000,000	24,193,250
Federal Agencies	3130ANTG5	Federal Home Loan Bank	9/13/2021	8/10/2026	1.05	25,000,000	25,000,000	25,000,000	24,193,250
Federal Agencies	3130ANTG5	Federal Home Loan Bank	9/13/2021	8/10/2026	1.05	25,000,000	25,000,000	25,000,000	24,193,250
Federal Agencies	3130ANTG5	Federal Home Loan Bank	9/13/2021	8/10/2026	1.05	25,000,000	25,000,000	25,000,000	24,193,250
Federal Agencies	3133EPSW6	Federal Farm Credit Bank	8/14/2023	8/14/2026	4.50	50,000,000	49,885,000	49,960,338	50,168,500
Federal Agencies	3130AP6T7	Federal Home Loan Bank	10/1/2021	9/3/2026	1.08	25,000,000	25,000,000	25,000,000	24,151,000
Federal Agencies	3130AP6T7	Federal Home Loan Bank	10/1/2021	9/3/2026	1.08	25,000,000	25,000,000	25,000,000	24,151,000



# Investment Inventory

## Pooled Fund

Type of Investment	CUSIP	Issuer Name	Maturity		Coupon	Par Value	Original Cost	Amortized	Market Value
			Settle Date	Date				Book Value	
Federal Agencies	3130AP6T7	Federal Home Loan Bank	10/1/2021	9/3/2026	1.08	25,000,000	25,000,000	25,000,000	24,151,000
Federal Agencies	3130AP6T7	Federal Home Loan Bank	10/1/2021	9/3/2026	1.08	25,000,000	25,000,000	25,000,000	24,151,000
Federal Agencies	3130B2PJ8	Federal Home Loan Bank	9/13/2024	9/4/2026	3.63	19,000,000	18,974,730	18,986,016	18,891,510
Federal Agencies	3130B2PJ8	Federal Home Loan Bank	9/13/2024	9/4/2026	3.63	25,000,000	24,966,750	24,981,600	24,857,250
Federal Agencies	3130B2PJ8	Federal Home Loan Bank	9/13/2024	9/4/2026	3.63	25,900,000	25,865,553	25,880,937	25,752,111
Federal Agencies	3130B2PJ8	Federal Home Loan Bank	9/13/2024	9/4/2026	3.63	50,000,000	49,933,500	49,963,199	49,714,500
Federal Agencies	3133EM4X7	Federal Farm Credit Bank	12/12/2023	9/10/2026	0.80	28,975,000	26,174,277	27,844,100	27,890,466
Federal Agencies	3130AXCP1	Federal Home Loan Bank	10/18/2023	9/11/2026	4.88	11,895,000	11,821,965	11,867,000	11,980,882
Federal Agencies	3130B3A29	Federal Home Loan Bank	10/11/2024	10/9/2026	4.00	15,000,000	14,996,850	14,998,122	14,986,950
Federal Agencies	3130B3A29	Federal Home Loan Bank	10/11/2024	10/9/2026	4.00	25,000,000	24,994,750	24,996,870	24,978,250
Federal Agencies	3130B3A29	Federal Home Loan Bank	10/11/2024	10/9/2026	4.00	25,000,000	24,994,750	24,996,870	24,978,250
Federal Agencies	3130B3A29	Federal Home Loan Bank	10/11/2024	10/9/2026	4.00	50,000,000	49,989,500	49,993,740	49,956,500
Federal Agencies	3130APPR0	Federal Home Loan Bank	11/18/2021	10/19/2026	1.43	25,000,000	25,000,000	25,000,000	24,166,000
Federal Agencies	3130APPR0	Federal Home Loan Bank	11/18/2021	10/19/2026	1.43	25,000,000	25,000,000	25,000,000	24,166,000
Federal Agencies	3130APPR0	Federal Home Loan Bank	11/18/2021	10/19/2026	1.43	25,000,000	25,000,000	25,000,000	24,166,000
Federal Agencies	3130APPR0	Federal Home Loan Bank	11/18/2021	10/19/2026	1.43	25,000,000	25,000,000	25,000,000	24,166,000
Federal Agencies	3133EPZA6	Federal Farm Credit Bank	10/20/2023	10/20/2026	4.88	14,000,000	13,904,940	13,961,404	14,098,140
Federal Agencies	3133EPZA6	Federal Farm Credit Bank	10/20/2023	10/20/2026	4.88	30,000,000	29,834,100	29,932,641	30,210,300
Federal Agencies	3133ETJS7	Federal Farm Credit Bank	5/29/2025	11/10/2026	4.00	12,600,000	12,581,352	12,583,604	12,562,200
Federal Agencies	3130AQ7L1	Federal Home Loan Bank	12/16/2021	11/16/2026	1.61	25,000,000	25,000,000	25,000,000	24,172,750
Federal Agencies	3130AQ7L1	Federal Home Loan Bank	12/16/2021	11/16/2026	1.61	25,000,000	25,000,000	25,000,000	24,172,750
Federal Agencies	3130AQ7L1	Federal Home Loan Bank	12/16/2021	11/16/2026	1.61	25,000,000	25,000,000	25,000,000	24,172,750
Federal Agencies	3130AQ7L1	Federal Home Loan Bank	12/16/2021	11/16/2026	1.61	25,000,000	25,000,000	25,000,000	24,172,750
Federal Agencies	3130AXJU63	Federal Home Loan Bank	11/17/2023	11/17/2026	4.63	50,000,000	49,911,500	49,961,806	50,325,500
Federal Agencies	3130AQJ95	Federal Home Loan Bank	1/14/2022	12/14/2026	1.65	25,000,000	25,000,000	25,000,000	24,142,750
Federal Agencies	3130AQJ95	Federal Home Loan Bank	1/14/2022	12/14/2026	1.65	25,000,000	25,000,000	25,000,000	24,142,750
Federal Agencies	3130AQJ95	Federal Home Loan Bank	1/14/2022	12/14/2026	1.65	25,000,000	25,000,000	25,000,000	24,142,750
Federal Agencies	3130AQJ95	Federal Home Loan Bank	1/14/2022	12/14/2026	1.65	25,000,000	25,000,000	25,000,000	24,142,750
Federal Agencies	3133ERWR8	Federal Farm Credit Bank	10/8/2024	1/7/2027	3.50	12,500,000	12,373,750	12,419,421	12,371,375
Federal Agencies	3130AYPN0	Federal Home Loan Bank	1/29/2024	1/15/2027	4.13	12,000,000	11,973,000	11,986,725	12,014,760
Federal Agencies	3130AYPN0	Federal Home Loan Bank	1/29/2024	1/15/2027	4.13	25,000,000	24,943,750	24,972,343	25,030,750
Federal Agencies	3130AYPN0	Federal Home Loan Bank	1/29/2024	1/15/2027	4.13	29,350,000	29,283,963	29,317,531	29,386,101
Federal Agencies	3130AYPN0	Federal Home Loan Bank	1/29/2024	1/15/2027	4.13	50,000,000	49,887,500	49,944,686	50,061,500
Federal Agencies	3133EPX91	Federal Farm Credit Bank	1/25/2024	1/25/2027	4.13	5,000,000	4,992,850	4,996,464	4,992,000
Federal Agencies	3133EPX91	Federal Farm Credit Bank	1/25/2024	1/25/2027	4.13	10,000,000	9,986,600	9,993,373	9,984,000
Federal Agencies	3133EPX91	Federal Farm Credit Bank	1/25/2024	1/25/2027	4.13	25,000,000	24,968,500	24,984,422	24,960,000
Federal Agencies	3133EPX91	Federal Farm Credit Bank	1/25/2024	1/25/2027	4.13	35,000,000	34,955,900	34,978,191	34,944,000
Federal Agencies	3133EPX91	Federal Farm Credit Bank	1/25/2024	1/25/2027	4.13	50,000,000	49,933,000	49,966,867	49,920,000
Federal Agencies	3133ER4A6	Federal Farm Credit Bank	2/18/2025	2/18/2027	4.25	2,000,000	1,997,860	1,998,341	2,000,500
Federal Agencies	3133ER4A6	Federal Farm Credit Bank	2/18/2025	2/18/2027	4.25	25,000,000	24,974,250	24,980,035	25,006,250
Federal Agencies	3133ER4A6	Federal Farm Credit Bank	2/18/2025	2/18/2027	4.25	30,000,000	29,967,600	29,974,879	30,007,500
Federal Agencies	3133ERD24	Federal Farm Credit Bank	11/18/2024	2/18/2027	4.25	30,000,000	29,983,500	29,988,639	30,007,500
Federal Agencies	3133ETJF5	Federal Farm Credit Bank	5/23/2025	2/23/2027	4.00	10,000,000	9,993,800	9,994,477	9,968,300
Federal Agencies	3133ETJF5	Federal Farm Credit Bank	5/23/2025	2/23/2027	4.00	45,000,000	44,972,100	44,975,147	44,857,350
Federal Agencies	3130ARB59	Federal Home Loan Bank	3/22/2022	3/8/2027	2.35	25,000,000	25,000,000	25,000,000	24,286,000
Federal Agencies	3130ARB59	Federal Home Loan Bank	3/22/2022	3/8/2027	2.35	25,000,000	25,000,000	25,000,000	24,286,000
Federal Agencies	3130ARB59	Federal Home Loan Bank	3/22/2022	3/8/2027	2.35	25,000,000	25,000,000	25,000,000	24,286,000
Federal Agencies	3130ARB59	Federal Home Loan Bank	3/22/2022	3/8/2027	2.35	25,000,000	25,000,000	25,000,000	24,286,000
Federal Agencies	3133ENRD4	Federal Farm Credit Bank	3/16/2022	3/10/2027	1.68	48,573,000	47,432,020	48,205,630	46,683,996
Federal Agencies	3133EP6K6	Federal Farm Credit Bank	4/2/2024	3/26/2027	4.50	50,000,000	49,910,000	49,950,202	50,301,000
Federal Agencies	3133ENTS9	Federal Farm Credit Bank	4/6/2022	4/5/2027	2.60	22,500,000	22,392,338	22,463,896	21,921,750

# Investment Inventory

## Pooled Fund

Type of Investment	CUSIP	Issuer Name	Maturity			Par Value	Original Cost	Amortized	
			Settle Date	Date	Coupon			Book Value	Market Value
Federal Agencies	3133ENTS9	Federal Farm Credit Bank	4/6/2022	4/5/2027	2.60	24,500,000	24,377,010	24,458,756	23,870,350
Federal Agencies	3133ENTS9	Federal Farm Credit Bank	4/6/2022	4/5/2027	2.60	25,000,000	24,804,000	24,934,273	24,357,500
Federal Agencies	3130B0TY5	Federal Home Loan Bank	4/11/2024	4/9/2027	4.75	17,000,000	16,955,120	16,974,706	17,199,070
Federal Agencies	3130B0TY5	Federal Home Loan Bank	4/11/2024	4/9/2027	4.75	20,000,000	19,947,200	19,970,243	20,234,200
Federal Agencies	3130B0TY5	Federal Home Loan Bank	4/11/2024	4/9/2027	4.75	40,000,000	39,894,400	39,940,485	40,468,400
Federal Agencies	3130B0TY5	Federal Home Loan Bank	4/11/2024	4/9/2027	4.75	48,000,000	47,873,280	47,928,582	48,562,080
Federal Agencies	3133ERDS7	Federal Farm Credit Bank	5/13/2024	5/6/2027	4.75	12,727,000	12,740,236	12,734,822	12,872,342
Federal Agencies	3133EN2L3	Federal Farm Credit Bank	11/17/2022	5/17/2027	4.13	4,650,000	4,646,792	4,648,722	4,645,304
Federal Agencies	3133EN2L3	Federal Farm Credit Bank	11/17/2022	5/17/2027	4.13	5,000,000	4,996,550	4,998,626	4,994,950
Federal Agencies	3133EN2L3	Federal Farm Credit Bank	11/17/2022	5/17/2027	4.13	21,000,000	20,987,001	20,994,823	20,978,790
Federal Agencies	3133EN2L3	Federal Farm Credit Bank	11/17/2022	5/17/2027	4.13	25,000,000	24,982,750	24,993,129	24,974,750
Federal Agencies	3133EPP66	Federal Farm Credit Bank	12/20/2023	5/20/2027	4.00	31,000,000	30,905,760	30,950,348	30,902,660
Federal Agencies	3133EPP66	Federal Farm Credit Bank	12/20/2023	5/20/2027	4.00	58,850,000	58,662,269	58,751,091	58,665,211
Federal Agencies	3130B6R24	Federal Home Loan Bank	6/13/2025	6/4/2027	3.88	10,000,000	9,986,700	9,987,604	9,979,000
Federal Agencies	3130B6R24	Federal Home Loan Bank	6/13/2025	6/4/2027	3.88	13,000,000	12,982,710	12,983,885	12,972,700
Federal Agencies	3130B6R24	Federal Home Loan Bank	6/13/2025	6/4/2027	3.88	16,500,000	16,478,055	16,479,546	16,465,350
Federal Agencies	3130B6R24	Federal Home Loan Bank	6/13/2025	6/4/2027	3.88	20,000,000	19,973,400	19,975,208	19,958,000
Federal Agencies	3130B6R24	Federal Home Loan Bank	6/13/2025	6/4/2027	3.88	36,000,000	35,952,120	35,955,374	35,924,400
Federal Agencies	3130ASGU7	Federal Home Loan Bank	7/19/2022	6/11/2027	3.50	10,000,000	10,141,500	10,053,735	9,881,800
Federal Agencies	3130ASGU7	Federal Home Loan Bank	7/19/2022	6/11/2027	3.50	12,375,000	12,552,829	12,442,531	12,228,728
Federal Agencies	3130ASGU7	Federal Home Loan Bank	7/20/2022	6/11/2027	3.50	21,725,000	22,016,550	21,835,779	21,468,211
Federal Agencies	3130AX4E5	Federal Home Loan Bank	5/13/2024	6/11/2027	4.50	11,000,000	10,937,190	10,962,057	11,092,741
Federal Agencies	3130B1EF0	Federal Home Loan Bank	7/10/2024	6/11/2027	4.63	20,700,000	20,795,634	20,760,915	20,920,455
Federal Agencies	3133EPMV4	Federal Farm Credit Bank	6/15/2023	6/15/2027	4.13	28,940,000	28,911,928	28,926,877	28,913,954
Federal Agencies	3133ENZK9	Federal Farm Credit Bank	7/7/2022	6/28/2027	3.24	27,865,000	28,099,066	27,954,659	27,395,753
Federal Agencies	3133ERJZ5	Federal Farm Credit Bank	6/28/2024	6/28/2027	4.50	30,000,000	29,985,840	29,991,000	30,180,300
Federal Agencies	3133ERVR9	Federal Farm Credit Bank	9/30/2024	7/1/2027	3.50	55,000,000	54,925,200	54,947,923	54,331,750
Federal Agencies	3133ERKM2	Federal Farm Credit Bank	7/9/2024	7/8/2027	4.50	25,000,000	25,033,250	25,021,457	25,154,750
Federal Agencies	3133ERKM2	Federal Farm Credit Bank	7/10/2024	7/8/2027	4.50	25,000,000	25,025,500	25,016,471	25,154,750
Federal Agencies	3133ERMB4	Federal Farm Credit Bank	7/23/2024	7/23/2027	4.25	10,000,000	9,996,500	9,997,695	10,017,700
Federal Agencies	3133ERMB4	Federal Farm Credit Bank	7/23/2024	7/23/2027	4.25	15,000,000	14,994,750	14,996,543	15,026,550
Federal Agencies	3133EPBM6	Federal Farm Credit Bank	2/23/2023	8/23/2027	4.13	10,000,000	9,974,000	9,988,093	9,995,400
Federal Agencies	3133ERXJ5	Federal Farm Credit Bank	10/15/2024	10/15/2027	3.88	5,000,000	4,997,250	4,997,978	4,973,300
Federal Agencies	3133ERXJ5	Federal Farm Credit Bank	10/15/2024	10/15/2027	3.88	8,000,000	7,996,160	7,997,177	7,957,280
Federal Agencies	3133ER2Z3	Federal Farm Credit Bank	2/4/2025	11/3/2027	4.25	5,000,000	4,999,350	4,999,465	5,013,000
Federal Agencies	3133ER2Z3	Federal Farm Credit Bank	2/4/2025	11/3/2027	4.25	41,880,000	41,877,738	41,878,140	41,988,888
Federal Agencies	3133EPC60	Federal Farm Credit Bank	11/15/2023	11/15/2027	4.63	27,950,000	27,834,008	27,883,628	28,253,258
Federal Agencies	3133EPC60	Federal Farm Credit Bank	11/15/2023	11/15/2027	4.63	33,300,000	33,161,472	33,220,733	33,661,305
Federal Agencies	3133ERJ51	Federal Farm Credit Bank	12/17/2024	12/10/2027	4.13	21,000,000	20,936,790	20,949,978	21,006,300
Federal Agencies	3133ERJ51	Federal Farm Credit Bank	12/17/2024	12/10/2027	4.13	25,505,000	25,428,485	25,444,449	25,512,652
Federal Agencies	3133ERJ51	Federal Farm Credit Bank	12/17/2024	12/10/2027	4.13	33,000,000	32,893,080	32,915,388	33,009,900
Federal Agencies	3133ERJ51	Federal Farm Credit Bank	12/17/2024	12/10/2027	4.13	38,343,000	38,227,588	38,251,667	38,354,503
Federal Agencies	3133ERT84	Federal Farm Credit Bank	1/14/2025	1/14/2028	4.25	29,750,000	29,575,963	29,607,591	29,853,233
Federal Agencies	3133ERZ46	Federal Farm Credit Bank	1/31/2025	1/28/2028	4.25	47,000,000	46,976,030	46,980,025	47,172,960
Federal Agencies	3133ERZ46	Federal Farm Credit Bank	1/31/2025	1/28/2028	4.25	50,000,000	49,974,500	49,978,750	50,184,000
Federal Agencies	3136GAAR0	Fannie Mae	2/14/2025	2/7/2028	4.69	25,000,000	25,000,000	25,000,000	24,972,000
Federal Agencies	3136GAAR0	Fannie Mae	2/14/2025	2/7/2028	4.69	25,000,000	25,000,000	25,000,000	24,972,000
Federal Agencies	3136GAAR0	Fannie Mae	2/14/2025	2/7/2028	4.69	25,000,000	25,000,000	25,000,000	24,972,000
Federal Agencies	3136GAAR0	Fannie Mae	2/14/2025	2/7/2028	4.69	25,000,000	25,000,000	25,000,000	24,972,000
Federal Agencies	3136GAAR0	Fannie Mae	2/14/2025	2/7/2028	4.69	50,000,000	50,000,000	50,000,000	49,944,000
Federal Agencies	3133EP5S0	Federal Farm Credit Bank	4/9/2024	3/20/2028	4.25	4,971,000	4,916,667	4,934,728	4,992,773

# Investment Inventory

## Pooled Fund

Type of Investment	CUSIP	Issuer Name	Maturity			Par Value	Original Cost	Amortized	
			Settle Date	Date	Coupon			Book Value	Market Value
Federal Agencies	3133ETJZ1	Federal Farm Credit Bank	6/11/2025	6/5/2028	3.88	7,370,000	7,342,584	7,343,866	7,348,037
Federal Agencies	3133ETJZ1	Federal Farm Credit Bank	6/5/2025	6/5/2028	3.88	25,000,000	24,957,250	24,959,473	24,925,500
Federal Agencies	3133ERGL9	Federal Farm Credit Bank	6/26/2024	6/7/2028	4.50	14,934,000	14,962,076	14,954,268	15,168,314
Federal Agencies	3133ERGL9	Federal Farm Credit Bank	6/7/2024	6/7/2028	4.50	15,000,000	14,994,600	14,996,152	15,235,350
Federal Agencies	3133ERGL9	Federal Farm Credit Bank	6/26/2024	6/7/2028	4.50	20,000,000	20,037,600	20,027,144	20,313,800
Federal Agencies	3130AWC24	Federal Home Loan Bank	5/14/2025	6/9/2028	4.00	10,000,000	9,996,600	9,996,839	10,022,790
Federal Agencies	3130B6MU7	Federal Home Loan Bank	6/10/2025	6/15/2028	4.59	25,000,000	25,000,000	25,000,000	24,973,250
Federal Agencies	3130B6MU7	Federal Home Loan Bank	6/10/2025	6/15/2028	4.59	25,000,000	25,000,000	25,000,000	24,973,250
Federal Agencies	3130B6MU7	Federal Home Loan Bank	6/10/2025	6/15/2028	4.59	25,000,000	25,000,000	25,000,000	24,973,250
Federal Agencies	3130B6MU7	Federal Home Loan Bank	6/10/2025	6/15/2028	4.59	50,000,000	50,000,000	50,000,000	49,946,500
Federal Agencies	3133ETNU7	Federal Farm Credit Bank	7/7/2025	7/3/2028	3.75	22,500,000	22,424,175	22,425,911	22,404,375
Federal Agencies	3133ETNU7	Federal Farm Credit Bank	7/8/2025	7/3/2028	3.75	25,000,000	24,904,000	24,906,112	24,893,750
Federal Agencies	3133ETNU7	Federal Farm Credit Bank	7/7/2025	7/3/2028	3.75	50,000,000	49,829,500	49,833,403	49,787,500
Federal Agencies	3133EPSK2	Federal Farm Credit Bank	8/7/2023	8/7/2028	4.25	19,500,000	19,412,250	19,447,071	19,420,510
Federal Agencies	3133EPUN3	Federal Farm Credit Bank	8/28/2023	8/28/2028	4.50	10,000,000	9,979,100	9,987,153	10,133,100
Federal Agencies	3133EPUN3	Federal Farm Credit Bank	8/28/2023	8/28/2028	4.50	15,000,000	14,962,800	14,977,134	15,199,650
Federal Agencies	3133EPUN3	Federal Farm Credit Bank	8/28/2023	8/28/2028	4.50	25,000,000	24,943,500	24,965,271	25,332,750
Federal Agencies	3133EPUN3	Federal Farm Credit Bank	8/28/2023	8/28/2028	4.50	33,000,000	32,904,960	32,941,582	33,439,230
Federal Agencies	3133ERHN4	Federal Farm Credit Bank	6/20/2024	10/20/2028	4.25	5,000,000	4,972,100	4,979,273	5,030,100
Federal Agencies	3133ERHN4	Federal Farm Credit Bank	6/20/2024	10/20/2028	4.25	38,000,000	37,785,300	37,840,501	38,228,760
Federal Agencies	3133EPC45	Federal Farm Credit Bank	11/13/2023	11/13/2028	4.63	12,000,000	11,984,040	11,989,517	12,207,600
Federal Agencies	3133EPC45	Federal Farm Credit Bank	11/13/2023	11/13/2028	4.63	20,000,000	19,971,600	19,981,346	20,346,000
Federal Agencies	3133EPC45	Federal Farm Credit Bank	11/13/2023	11/13/2028	4.63	55,000,000	54,922,285	54,948,956	55,951,500
Federal Agencies	3130B3GD9	Federal Home Loan Bank	10/28/2024	11/27/2028	4.00	47,025,000	46,940,355	46,956,080	47,059,799
Federal Agencies	3130AVBD3	Federal Home Loan Bank	4/9/2024	3/9/2029	4.50	25,000,000	25,018,750	25,013,747	25,426,000
Federal Agencies	3133EP5U5	Federal Farm Credit Bank	4/8/2024	3/20/2029	4.13	51,660,000	51,008,309	51,181,420	51,903,319
Federal Agencies	3133ERDH1	Federal Farm Credit Bank	5/8/2024	4/30/2029	4.75	27,892,000	28,191,755	28,117,558	28,527,659
Federal Agencies	3133ERDH1	Federal Farm Credit Bank	5/8/2024	4/30/2029	4.75	30,000,000	30,317,400	30,238,836	30,683,700
Federal Agencies	3133ERDH1	Federal Farm Credit Bank	5/8/2024	4/30/2029	4.75	63,085,000	63,763,795	63,595,776	64,522,707
Federal Agencies	3130B1BC0	Federal Home Loan Bank	7/31/2025	6/8/2029	4.63	9,705,000	9,943,355	9,943,186	9,931,922
Federal Agencies	3133ERGS4	Federal Farm Credit Bank	6/26/2024	6/11/2029	4.25	10,000,000	9,967,600	9,974,774	10,091,300
Federal Agencies	3133ERGS4	Federal Farm Credit Bank	6/26/2024	6/11/2029	4.25	10,000,000	9,967,600	9,974,774	10,091,300
Federal Agencies	3133ERGS4	Federal Farm Credit Bank	6/26/2024	6/11/2029	4.25	10,000,000	9,967,600	9,974,774	10,091,300
Federal Agencies	3133ERGS4	Federal Farm Credit Bank	6/26/2024	6/11/2029	4.25	20,000,000	19,935,200	19,949,548	20,182,600
Federal Agencies	3133ERGS4	Federal Farm Credit Bank	6/26/2024	6/11/2029	4.25	29,000,000	28,923,730	28,940,618	29,264,770
Federal Agencies	3130B2XR1	Federal Home Loan Bank	10/2/2024	7/2/2029	4.01	25,000,000	25,000,000	25,000,000	24,602,000
Federal Agencies	3130B2XR1	Federal Home Loan Bank	10/2/2024	7/2/2029	4.01	25,000,000	25,000,000	25,000,000	24,602,000
Federal Agencies	3130B2XR1	Federal Home Loan Bank	10/2/2024	7/2/2029	4.01	65,000,000	65,000,000	65,000,000	63,965,200
Federal Agencies	3133ERKX8	Federal Farm Credit Bank	7/12/2024	7/12/2029	4.25	20,000,000	19,989,200	19,991,477	20,103,400
Federal Agencies	3130B2KJ3	Federal Home Loan Bank	9/4/2024	9/4/2029	4.63	25,000,000	25,000,000	25,000,000	24,835,250
Federal Agencies	3130B2KJ3	Federal Home Loan Bank	9/4/2024	9/4/2029	4.63	25,000,000	25,000,000	25,000,000	24,835,250
Federal Agencies	3130B2KJ3	Federal Home Loan Bank	9/4/2024	9/4/2029	4.63	50,000,000	50,000,000	50,000,000	49,670,500
Federal Agencies	3130ATHX8	Federal Home Loan Bank	9/27/2024	9/14/2029	4.13	15,000,000	15,392,700	15,325,986	15,085,260
Federal Agencies	3130ATHX8	Federal Home Loan Bank	10/29/2024	9/14/2029	4.13	15,000,000	15,048,300	15,040,815	15,085,260
Federal Agencies	3130ATHX8	Federal Home Loan Bank	10/29/2024	9/14/2029	4.13	15,000,000	15,043,200	15,036,505	15,085,260
Federal Agencies	3130ATHX8	Federal Home Loan Bank	10/29/2024	9/14/2029	4.13	25,590,000	25,663,699	25,652,278	25,735,454
Federal Agencies	3130B2TGO	Federal Home Loan Bank	9/24/2024	9/24/2029	4.38	25,000,000	25,000,000	25,000,000	24,736,250
Federal Agencies	3130B2TGO	Federal Home Loan Bank	9/24/2024	9/24/2029	4.38	25,000,000	25,000,000	25,000,000	24,736,250
Federal Agencies	3130B2TGO	Federal Home Loan Bank	9/24/2024	9/24/2029	4.38	65,000,000	65,000,000	65,000,000	64,314,250
Federal Agencies	3133ETKN6	Federal Farm Credit Bank	6/9/2025	10/9/2029	4.00	10,000,000	9,987,500	9,987,919	10,008,900
Federal Agencies	3133ETKN6	Federal Farm Credit Bank	6/9/2025	10/9/2029	4.00	15,000,000	14,981,250	14,981,878	15,013,350

# Investment Inventory

## Pooled Fund

Type of Investment	CUSIP	Issuer Name	Maturity		Coupon	Par Value	Original Cost	Amortized	
			Settle Date	Date				Book Value	Market Value
Federal Agencies	3136GAFL8	Fannie Mae	4/15/2025	10/15/2029	4.71	25,000,000	25,000,000	25,000,000	24,957,750
Federal Agencies	3136GAFL8	Fannie Mae	4/15/2025	10/15/2029	4.71	25,000,000	25,000,000	25,000,000	24,957,750
Federal Agencies	3136GAFL8	Fannie Mae	4/15/2025	10/15/2029	4.71	25,000,000	25,000,000	25,000,000	24,957,750
Federal Agencies	3136GAFL8	Fannie Mae	4/15/2025	10/15/2029	4.71	25,000,000	25,000,000	25,000,000	24,957,750
Federal Agencies	3136GAFL8	Fannie Mae	4/15/2025	10/15/2029	4.71	50,000,000	50,000,000	50,000,000	49,915,500
Federal Agencies	3133ETJV0	Federal Farm Credit Bank	5/30/2025	11/30/2029	4.00	15,000,000	14,945,400	14,947,491	14,977,800
Federal Agencies	3133ETJV0	Federal Farm Credit Bank	5/30/2025	11/30/2029	4.00	23,000,000	22,922,030	22,925,016	22,965,960
Federal Agencies	3136GA3N7	Fannie Mae	12/27/2024	12/27/2029	5.05	20,000,000	20,000,000	20,000,000	19,976,400
Federal Agencies	3136GA3N7	Fannie Mae	12/27/2024	12/27/2029	5.05	20,000,000	20,000,000	20,000,000	19,976,400
Federal Agencies	3136GA3N7	Fannie Mae	12/27/2024	12/27/2029	5.05	20,000,000	20,000,000	20,000,000	19,976,400
Federal Agencies	3136GA3N7	Fannie Mae	12/27/2024	12/27/2029	5.05	62,000,000	62,000,000	62,000,000	61,926,840
Federal Agencies	3133ER4H1	Federal Farm Credit Bank	3/25/2025	1/18/2030	4.50	12,815,000	13,022,219	13,007,030	12,988,771
Federal Agencies	3133ER4H1	Federal Farm Credit Bank	3/25/2025	1/18/2030	4.50	18,000,000	18,289,620	18,268,392	18,244,080
Federal Agencies	3133ETME4	Federal Farm Credit Bank	6/23/2025	1/23/2030	4.00	5,000,000	4,989,550	4,989,793	4,993,750
Federal Agencies	3133ETME4	Federal Farm Credit Bank	6/23/2025	1/23/2030	4.00	14,450,000	14,418,788	14,419,515	14,431,938
Federal Agencies	3133ETME4	Federal Farm Credit Bank	6/23/2025	1/23/2030	4.00	25,000,000	24,946,000	24,947,257	24,968,750
Federal Agencies	3133ER7L9	Federal Farm Credit Bank	4/10/2025	3/18/2030	4.00	8,695,000	8,671,610	8,673,076	8,630,483
Federal Agencies	3133ETBF3	Federal Farm Credit Bank	4/9/2025	4/1/2030	4.00	15,000,000	14,993,700	14,994,095	14,956,050
Federal Agencies	3133ETBF3	Federal Farm Credit Bank	4/9/2025	4/1/2030	4.00	32,260,000	32,243,870	32,244,881	32,165,478
Federal Agencies	3133ETBF3	Federal Farm Credit Bank	4/10/2025	4/1/2030	4.00	43,020,000	42,904,276	42,911,473	42,893,951
Federal Agencies	3133ETBF3	Federal Farm Credit Bank	4/9/2025	4/1/2030	4.00	46,750,000	46,732,703	46,733,787	46,613,023
Federal Agencies	3133ETBF3	Federal Farm Credit Bank	4/15/2025	4/1/2030	4.00	50,000,000	49,527,500	49,555,662	49,853,500
Federal Agencies	3133ETKQ9	Federal Farm Credit Bank	7/9/2025	6/10/2030	4.00	9,750,000	9,746,100	9,746,150	9,729,720
Federal Agencies	3133ETKQ9	Federal Farm Credit Bank	6/10/2025	6/10/2030	4.00	10,000,000	9,974,000	9,974,740	9,979,200
Federal Agencies	3133ETKQ9	Federal Farm Credit Bank	7/9/2025	6/10/2030	4.00	15,000,000	14,998,650	14,998,667	14,968,800
Federal Agencies	3133ETKQ9	Federal Farm Credit Bank	6/10/2025	6/10/2030	4.00	20,000,000	19,945,000	19,946,566	19,958,400
Federal Agencies	3133ETKQ9	Federal Farm Credit Bank	6/23/2025	6/10/2030	4.00	25,000,000	24,965,000	24,965,753	24,948,000
Federal Agencies	3130AWGS3	Federal Home Loan Bank	7/9/2025	6/14/2030	4.13	12,515,000	12,579,452	12,578,629	12,570,617
Federal Agencies	3130AWGS3	Federal Home Loan Bank	6/23/2025	6/14/2030	4.13	16,000,000	16,063,200	16,061,843	16,071,104
Federal Agencies	3133ETLM7	Federal Farm Credit Bank	7/8/2025	6/17/2030	4.00	10,070,000	10,077,855	10,077,750	10,059,608
Federal Agencies	3133ETLM7	Federal Farm Credit Bank	7/8/2025	6/17/2030	4.00	15,000,000	15,012,900	15,012,728	14,984,520
Federal Agencies	3133ETLM7	Federal Farm Credit Bank	7/9/2025	6/17/2030	4.00	16,944,000	16,937,222	16,937,309	16,926,514
Federal Agencies	3133ETLM7	Federal Farm Credit Bank	7/8/2025	6/17/2030	4.00	41,000,000	41,035,260	41,034,791	40,957,688
Federal Agencies	3133ETPF8	Federal Farm Credit Bank	7/14/2025	7/8/2030	3.75	20,000,000	19,776,200	19,778,413	19,775,600
<b>Subtotals</b>					<b>3.74</b>	<b>\$ 6,735,329,000</b>	<b>\$ 6,724,846,374</b>	<b>\$ 6,731,208,092</b>	<b>\$ 6,706,949,952</b>
Public Time Deposits	PPGQE6C86	Five Star Bank	5/21/2025	11/17/2025	4.29	\$ 20,000,000	\$ 20,000,000	\$ 20,000,000	\$ 20,000,000
Public Time Deposits	PPGUALS16	Bank of San Francisco	6/11/2025	12/8/2025	4.31	10,000,000	10,000,000	10,000,000	10,000,000
Public Time Deposits	PPGQEWEX2	Bridge Bank NA	6/16/2025	12/15/2025	4.34	10,000,000	10,000,000	10,000,000	10,000,000
Public Time Deposits	PPGZ308Q4	Bank of San Francisco	7/7/2025	1/5/2026	4.33	10,000,000	10,000,000	10,000,000	10,000,000
Public Time Deposits	PPGUCT9Z3	Bridge Bank NA	7/14/2025	1/12/2026	4.33	10,000,000	10,000,000	10,000,000	10,000,000
<b>Subtotals</b>					<b>4.32</b>	<b>\$ 60,000,000</b>	<b>\$ 60,000,000</b>	<b>\$ 60,000,000</b>	<b>\$ 60,000,000</b>
Negotiable CDs	06367DMU6	Bank of Montreal/CHI	11/15/2024	8/11/2025	4.59	\$ 65,000,000	\$ 65,000,000	\$ 65,000,000	\$ 65,001,950
Negotiable CDs	78015JC47	Royal Bank of Canada/NY	1/6/2025	8/11/2025	4.41	66,000,000	66,000,000	66,000,000	65,999,340
Negotiable CDs	89115DWB8	Toronto Dominion Bank/NY	3/21/2025	9/5/2025	4.36	50,000,000	50,000,000	50,000,000	49,994,500
Negotiable CDs	78015J2Y2	Royal Bank of Canada/NY	11/15/2024	9/8/2025	4.55	65,000,000	65,000,000	65,000,000	65,002,600
Negotiable CDs	89115DWF9	Toronto Dominion Bank/NY	3/21/2025	9/10/2025	4.36	50,000,000	50,000,000	50,000,000	49,993,500
Negotiable CDs	06367DN92	Bank of Montreal/CHI	12/4/2024	9/22/2025	4.53	50,000,000	50,000,000	50,000,000	50,001,500
Negotiable CDs	13606DCV2	Canadian Imperial Bank/NY	12/4/2024	9/22/2025	4.53	75,000,000	75,000,000	75,000,000	75,003,000
Negotiable CDs	13606DFF4	Canadian Imperial Bank/NY	2/5/2025	9/24/2025	4.42	110,000,000	110,000,000	110,000,000	109,992,300
Negotiable CDs	06367DMX0	Bank of Montreal/CHI	11/19/2024	10/24/2025	4.57	50,000,000	50,000,000	50,000,000	50,003,500

# Investment Inventory

## Pooled Fund

Type of Investment	CUSIP	Issuer Name	Maturity		Coupon	Par Value	Original Cost	Amortized	
			Settle Date	Date				Book Value	Market Value
Negotiable CDs	06367DPW9	Bank of Montreal/CHI	3/21/2025	10/24/2025	4.35	50,000,000	50,000,000	50,000,000	49,986,000
Negotiable CDs	13606DCE0	Canadian Imperial Bank/NY	11/20/2024	10/24/2025	4.55	50,000,000	50,000,000	50,000,000	50,001,500
Negotiable CDs	89115DPK6	Toronto Dominion Bank/NY	2/7/2025	10/24/2025	4.49	100,000,000	100,000,000	100,000,000	99,996,000
Negotiable CDs	89115DWK8	Toronto Dominion Bank/NY	3/21/2025	11/5/2025	4.35	50,000,000	50,000,000	50,000,000	49,983,500
Negotiable CDs	78015J3U9	Royal Bank of Canada/NY	11/20/2024	11/19/2025	4.56	50,000,000	50,000,000	50,000,000	50,011,500
Negotiable CDs	78015J3L9	Royal Bank of Canada/NY	11/20/2024	11/20/2025	4.51	60,000,000	60,000,000	60,000,000	60,005,400
Negotiable CDs	96130AZR2	Westpac Banking Corp/NY	4/14/2025	12/3/2025	4.35	100,000,000	100,000,000	100,000,000	99,957,000
Negotiable CDs	13606DHE5	Canadian Imperial Bank/NY	3/31/2025	12/15/2025	4.34	75,000,000	75,000,000	75,000,000	74,964,000
Negotiable CDs	89115DXB7	Toronto Dominion Bank/NY	3/31/2025	12/15/2025	4.34	60,000,000	60,000,000	60,000,000	59,976,600
Negotiable CDs	89115DXF8	Toronto Dominion Bank/NY	3/31/2025	12/29/2025	4.34	65,000,000	65,000,000	65,000,000	64,982,050
Negotiable CDs	06367DQK4	Bank of Montreal/CHI	5/7/2025	1/12/2026	4.32	50,000,000	50,000,000	50,000,000	49,973,000
Negotiable CDs	89115DQT6	Toronto Dominion Bank/NY	2/13/2025	1/12/2026	4.54	100,000,000	100,000,000	100,000,000	100,031,000
Negotiable CDs	13606DKH4	Canadian Imperial Bank/NY	5/6/2025	1/20/2026	4.33	60,000,000	60,000,000	60,000,000	59,982,000
Negotiable CDs	13606DGY2	Canadian Imperial Bank/NY	3/25/2025	1/22/2026	4.36	60,000,000	60,000,000	60,000,000	59,979,600
Negotiable CDs	13606DGZ9	Canadian Imperial Bank/NY	3/25/2025	1/28/2026	4.36	80,000,000	80,000,000	80,000,000	79,976,000
Negotiable CDs	89115DWT9	Toronto Dominion Bank/NY	3/25/2025	1/28/2026	4.36	50,000,000	50,000,000	50,000,000	49,975,500
Negotiable CDs	06367DQ32	Bank of Montreal/CHI	3/31/2025	2/9/2026	4.33	75,000,000	75,000,000	75,000,000	74,982,000
Negotiable CDs	13606DHF2	Canadian Imperial Bank/NY	3/31/2025	2/9/2026	4.33	50,000,000	50,000,000	50,000,000	49,981,500
Negotiable CDs	06367DQP3	Bank of Montreal/CHI	5/14/2025	2/11/2026	4.43	70,000,000	70,000,000	70,000,000	69,977,811
Negotiable CDs	78015JG84	Royal Bank of Canada/NY	5/16/2025	2/23/2026	4.33	60,000,000	60,000,000	60,000,000	59,994,600
Negotiable CDs	78015JGQ4	Royal Bank of Canada/NY	5/29/2025	3/6/2026	4.38	50,000,000	50,000,000	50,000,000	50,012,500
Negotiable CDs	89115DEG7	Toronto Dominion Bank/NY	5/29/2025	3/11/2026	4.41	50,000,000	50,000,000	50,000,000	50,012,500
Negotiable CDs	78015JJ81	Royal Bank of Canada/NY	6/25/2025	3/16/2026	4.29	100,000,000	100,000,000	100,000,000	99,968,000
Negotiable CDs	89115DHC3	Toronto Dominion Bank/NY	6/20/2025	3/16/2026	4.40	60,000,000	60,000,000	60,000,000	60,018,000
Negotiable CDs	96130AA24	Westpac Banking Corp/NY	5/20/2025	3/16/2026	4.35	100,000,000	100,000,000	100,000,000	99,971,000
Negotiable CDs	96130AA65	Westpac Banking Corp/NY	5/28/2025	3/23/2026	4.38	140,000,000	140,000,000	140,000,000	139,962,200
Negotiable CDs	06367DRH0	Bank of Montreal/CHI	6/25/2025	3/24/2026	4.33	50,000,000	50,000,000	50,000,000	49,978,500
Negotiable CDs	06367DRJ6	Bank of Montreal/CHI	6/25/2025	3/25/2026	4.33	50,000,000	50,000,000	50,000,000	49,979,000
Negotiable CDs	78015JJQ1	Royal Bank of Canada/NY	7/9/2025	4/7/2026	4.33	50,000,000	50,000,000	50,000,000	50,002,000
Negotiable CDs	96130AZZ4	Westpac Banking Corp/NY	5/15/2025	5/4/2026	4.35	125,000,000	125,000,000	125,000,000	124,952,500
Negotiable CDs	96130AC22	Westpac Banking Corp/NY	6/20/2025	6/15/2026	4.32	100,000,000	100,000,000	100,000,000	99,979,000
Negotiable CDs	06418NHV7	Bank of Nova Scotia/HOU	7/24/2025	7/1/2026	4.27	100,000,000	100,000,000	100,000,000	99,963,000
<b>Subtotals</b>					<b>4.39</b>	<b>\$ 2,871,000,000</b>	<b>\$ 2,871,000,000</b>	<b>\$ 2,871,000,000</b>	<b>\$ 2,870,496,951</b>
Commercial Paper	62479LV51	MUFG Bank Ltd/NY	4/1/2025	8/5/2025	0.00	\$ 25,000,000	\$ 24,622,875	\$ 24,988,028	\$ 24,981,925
Commercial Paper	62479LV51	MUFG Bank Ltd/NY	5/6/2025	8/5/2025	0.00	110,000,000	108,776,556	109,946,222	109,920,470
Commercial Paper	14912DVE6	Caterpillar Financial Svcs	7/29/2025	8/14/2025	0.00	80,000,000	79,846,044	79,874,911	79,855,920
Commercial Paper	89233GVR4	Toyota Motor Credit	12/2/2024	8/25/2025	0.00	65,000,000	62,867,567	64,807,600	64,795,575
Commercial Paper	89233GW85	Toyota Motor Credit	12/17/2024	9/8/2025	0.00	65,000,000	62,918,646	64,701,542	64,685,140
Commercial Paper	03785DWF9	Apple	4/28/2025	9/15/2025	0.00	10,000,000	9,836,667	9,947,500	9,943,750
Commercial Paper	62479LWF8	MUFG Bank Ltd/NY	4/1/2025	9/15/2025	0.00	20,000,000	19,604,767	19,893,500	19,885,840
Commercial Paper	62479LWP6	MUFG Bank Ltd/NY	4/1/2025	9/23/2025	0.00	35,000,000	34,275,208	34,780,492	34,764,765
Commercial Paper	62479LX67	MUFG Bank Ltd/NY	4/1/2025	10/6/2025	0.00	25,000,000	24,445,139	24,805,208	24,792,025
Commercial Paper	89233GX84	Toyota Motor Credit	1/27/2025	10/8/2025	0.00	60,000,000	58,179,667	59,512,667	59,490,960
Commercial Paper	62479LXF7	MUFG Bank Ltd/NY	4/1/2025	10/15/2025	0.00	11,000,000	10,744,776	10,902,833	10,896,699

# Investment Inventory

## Pooled Fund

Type of Investment	CUSIP	Issuer Name	Maturity		Coupon	Par Value	Original Cost	Amortized	
			Settle Date	Date				Book Value	Market Value
Commercial Paper	62479LXL4	MUFG Bank Ltd/NY	4/1/2025	10/20/2025	0.00	15,000,000	14,643,133	14,858,667	14,850,240
Commercial Paper	62479LXN0	MUFG Bank Ltd/NY	4/1/2025	10/22/2025	0.00	55,000,000	53,678,533	54,468,822	54,437,900
Commercial Paper	89233GXP6	Toyota Motor Credit	2/12/2025	10/23/2025	0.00	75,000,000	72,665,021	74,233,979	74,226,450
Commercial Paper	89233GXQ4	Toyota Motor Credit	1/29/2025	10/24/2025	0.00	50,000,000	48,388,278	49,494,833	49,478,200
Commercial Paper	62479LY33	MUFG Bank Ltd/NY	4/28/2025	11/3/2025	0.00	10,000,000	9,772,150	9,886,678	9,883,520
Commercial Paper	62479LY74	MUFG Bank Ltd/NY	4/28/2025	11/7/2025	0.00	11,000,000	10,744,650	10,870,341	10,866,603
Commercial Paper	62479LYH2	MUFG Bank Ltd/NY	4/28/2025	11/17/2025	0.00	38,000,000	37,076,463	37,508,660	37,493,726
Commercial Paper	62479LYM1	MUFG Bank Ltd/NY	4/28/2025	11/21/2025	0.00	26,000,000	25,355,655	25,651,369	25,641,174
Commercial Paper	62479LYS8	MUFG Bank Ltd/NY	4/28/2025	11/26/2025	0.00	15,000,000	14,620,167	14,790,375	14,784,045
Commercial Paper	89233GZ17	Toyota Motor Credit	3/24/2025	12/1/2025	0.00	125,000,000	121,333,750	123,255,069	123,146,625
Commercial Paper	89116EZ55	Toronto Dominion Bank	5/7/2025	12/5/2025	0.00	11,000,000	10,724,694	10,836,375	10,831,359
Commercial Paper	89116EZF3	Toronto Dominion Bank	5/7/2025	12/15/2025	0.00	25,000,000	24,346,333	24,599,556	24,587,275
Commercial Paper	89233GZF6	Toyota Motor Credit	3/25/2025	12/15/2025	0.00	75,000,000	72,692,292	73,815,667	73,767,750
Commercial Paper	89116EZP1	Toronto Dominion Bank	5/7/2025	12/23/2025	0.00	40,000,000	38,924,111	39,326,400	39,302,000
Commercial Paper	62479MB69	MUFG Bank Ltd/NY	5/13/2025	2/6/2026	0.00	25,000,000	24,198,604	24,436,938	24,432,075
Commercial Paper	62479MC92	MUFG Bank Ltd/NY	6/18/2025	3/9/2026	0.00	130,000,000	125,891,133	126,575,944	126,574,760
Commercial Paper	62479MCQ4	MUFG Bank Ltd/NY	7/7/2025	3/24/2026	0.00	100,000,000	96,930,556	97,225,694	97,190,000
Commercial Paper	62479MD67	MUFG Bank Ltd/NY	7/28/2025	4/6/2026	0.00	110,000,000	106,712,100	106,764,289	106,742,350
<b>Subtotals</b>					<b>0.00</b>	<b>\$ 1,442,000,000</b>	<b>\$ 1,404,815,534</b>	<b>\$ 1,422,730,158</b>	<b>\$ 1,422,249,121</b>
Medium Term Notes	594918BJ2	Microsoft	9/26/2024	11/3/2025	3.13	\$ 11,749,000	\$ 11,650,191	\$ 11,725,953	\$ 11,707,526
Medium Term Notes	91324PFF4	United Health	7/25/2024	7/15/2026	4.75	15,000,000	14,974,800	14,987,820	15,042,900
Medium Term Notes	594918CN2	Microsoft	7/9/2024	9/15/2026	3.40	6,452,000	6,270,957	6,358,983	6,403,545
Medium Term Notes	594918CN2	Microsoft	7/9/2024	9/15/2026	3.40	13,009,000	12,645,919	12,822,455	12,911,302
Medium Term Notes	14913UAN0	Caterpillar	9/18/2024	10/16/2026	4.45	18,385,000	18,600,288	18,510,254	18,433,169
Medium Term Notes	89236TMY8	Toyota Motors	1/9/2025	1/8/2027	4.60	40,000,000	39,978,000	39,984,156	40,182,000
Medium Term Notes	037833CJ7	Apple	9/18/2024	2/9/2027	3.35	50,000,000	49,586,000	49,736,158	49,432,500
Medium Term Notes	24422EXV6	John Deere	9/6/2024	7/15/2027	4.20	10,000,000	9,998,600	9,999,042	10,009,800
Medium Term Notes	24422EYD5	John Deere	6/5/2025	6/5/2028	4.25	25,000,000	24,977,750	24,978,907	25,028,500
<b>Subtotals</b>					<b>0.55</b>	<b>\$ 189,595,000</b>	<b>\$ 188,682,505</b>	<b>\$ 189,103,727</b>	<b>\$ 189,151,243</b>
Money Market Funds	09248U718	BlackRock Liquidity Funds T-Fund	7/31/2025	8/1/2025	4.21	\$ 14,369,625	\$ 14,369,625	\$ 14,369,625	\$ 14,369,625
Money Market Funds	31607A703	Fidelity Govt Portfolio	7/31/2025	8/1/2025	4.26	889,192,291	889,192,291	889,192,291	889,192,291
Money Market Funds	608919718	Federated Hermes Govt Obligations Fi	7/31/2025	8/1/2025	4.25	407,722,486	407,722,486	407,722,486	407,722,486
Money Market Funds	262006208	Dreyfus Government Cash Manageme	7/31/2025	8/1/2025	4.18	14,948,556	14,948,556	14,948,556	14,948,556
Money Market Funds	85749T517	State Street Institutional U.S. Govt MM	7/31/2025	8/1/2025	4.21	33,285,922	33,285,922	33,285,922	33,285,922
Money Market Funds	61747C319	Morgan Stanley Institutional Liquidity F	7/31/2025	8/1/2025	4.23	18,527,572	18,527,572	18,527,572	18,527,572
<b>Subtotals</b>					<b>4.25</b>	<b>\$ 1,378,046,452</b>	<b>\$ 1,378,046,452</b>	<b>\$ 1,378,046,452</b>	<b>\$ 1,378,046,452</b>
Supranational	45950VRU2	International Finance Corp	1/26/2023	1/26/2026	4.02	\$ 100,000,000	\$ 100,000,000	\$ 100,000,000	\$ 99,699,000
Supranational	45818WGD8	Inter-American Development Bank	8/25/2021	2/27/2026	0.82	19,500,000	19,556,907	19,507,256	19,128,915
Supranational	459058KJ1	Int'l Bank for Recon and Dev	7/17/2024	6/15/2027	3.13	12,323,000	11,934,333	12,073,273	12,128,297
Supranational	4581X0EN4	Inter-American Development Bank	4/9/2024	2/15/2029	4.13	25,000,000	24,630,000	24,729,961	25,135,000
Supranational	4581X0EN4	Inter-American Development Bank	7/17/2024	2/15/2029	4.13	50,000,000	49,827,000	49,866,271	50,270,000
<b>Subtotals</b>					<b>3.71</b>	<b>\$ 206,823,000</b>	<b>\$ 205,948,240</b>	<b>\$ 206,176,761</b>	<b>\$ 206,361,212</b>
Secured Bank Deposit	0660P0999	Bank of America TTX INV Deposit Acc	7/31/2025	8/1/2025	4.35	\$ 359,756,956	\$ 359,756,956	\$ 359,756,956	\$ 359,756,956
<b>Subtotals</b>					<b>4.35</b>	<b>\$ 359,756,956</b>	<b>\$ 359,756,956</b>	<b>\$ 359,756,956</b>	<b>\$ 359,756,956</b>
<b>Grand Totals</b>					<b>3.35</b>	<b>\$ 17,154,550,408</b>	<b>\$ 17,080,804,942</b>	<b>\$ 17,119,861,714</b>	<b>\$ 17,069,142,581</b>

# Monthly Investment Earnings

## Pooled Fund

For month ended July 31, 2025

Type of Investment	CUSIP	Issuer Name	Par Value	Accrued Interest Earned	(Amortization) / Accretion	Realized Gain/(Loss)	Total Earnings
U.S. Treasuries	91282CBC4	T 0.375 12/31/2025	\$ 50,000,000	15,795	9,544	\$	25,339
U.S. Treasuries	91282CAT8	T 0.250 10/31/2025	50,000,000	10,530	12,719		23,249
U.S. Treasuries	91282CBC4	T 0.375 12/31/2025	50,000,000	15,795	12,767		28,561
U.S. Treasuries	91282CAT8	T 0.250 10/31/2025	50,000,000	10,530	16,771		27,301
U.S. Treasuries	91282CAT8	T 0.250 10/31/2025	50,000,000	10,530	17,325		27,854
U.S. Treasuries	91282CAM3	T 0.250 09/30/2025	50,000,000	10,587	17,234		27,822
U.S. Treasuries	91282CBW0	T 0.750 04/30/2026	50,000,000	31,590	5,928		37,518
U.S. Treasuries	91282CBW0	T 0.750 04/30/2026	50,000,000	31,590	4,739		36,329
U.S. Treasuries	91282CCJ8	T 0.875 06/30/2026	50,000,000	36,855	1,162		38,016
U.S. Treasuries	91282CCJ8	T 0.875 06/30/2026	50,000,000	36,855	(1,203)		35,652
U.S. Treasuries	91282CCJ8	T 0.875 06/30/2026	50,000,000	36,855	(5,941)		30,914
U.S. Treasuries	91282CCJ8	T 0.875 06/30/2026	50,000,000	36,855	(5,639)		31,216
U.S. Treasuries	912828R36	T 1.625 05/15/2026	50,000,000	68,444	(38,871)		29,573
U.S. Treasuries	91282CAM3	T 0.250 09/30/2025	50,000,000	10,587	14,592		25,179
U.S. Treasuries	91282CAB7	T 0.250 07/31/2025		10,359	11,147		21,506
U.S. Treasuries	91282CCJ8	T 0.875 06/30/2026	50,000,000	36,855	(7,040)		29,815
U.S. Treasuries	91282CAB7	T 0.250 07/31/2025		10,359	13,128		23,487
U.S. Treasuries	91282CCJ8	T 0.875 06/30/2026	50,000,000	36,855	(4,172)		32,682
U.S. Treasuries	912828R36	T 1.625 05/15/2026	50,000,000	68,444	(34,036)		34,409
U.S. Treasuries	91282CCJ8	T 0.875 06/30/2026	50,000,000	36,855	1,114		37,968
U.S. Treasuries	91282CCW9	T 0.750 08/31/2026	50,000,000	31,590	9,496		41,086
U.S. Treasuries	91282CCZ2	T 0.875 09/30/2026	50,000,000	37,056	5,295		42,351
U.S. Treasuries	91282CCZ2	T 0.875 09/30/2026	50,000,000	37,056	5,595		42,651
U.S. Treasuries	91282CCJ8	T 0.875 06/30/2026	50,000,000	36,855	7,322		44,177
U.S. Treasuries	91282CCZ2	T 0.875 09/30/2026	50,000,000	37,056	11,694		48,750
U.S. Treasuries	91282CDK4	T 1.250 11/30/2026	50,000,000	52,937	(1,229)		51,708
U.S. Treasuries	91282CDK4	T 1.250 11/30/2026	50,000,000	52,937	(1,997)		50,940
U.S. Treasuries	91282CCJ8	T 0.875 06/30/2026	50,000,000	36,855	18,408		55,263
U.S. Treasuries	91282CDQ1	T 1.250 12/31/2026	50,000,000	52,649	51,594		104,243
U.S. Treasuries	91282CDK4	T 1.250 11/30/2026	50,000,000	52,937	53,063		106,000
U.S. Treasuries	91282CEF4	T 2.500 03/31/2027	25,000,000	52,937	4,125		57,062
U.S. Treasuries	91282CFK2	T 3.500 09/15/2025	50,000,000	147,418	29,766		177,185
U.S. Treasuries	91282CHX2	T 4.375 08/31/2028	50,000,000	184,273	(2,072)		182,201
U.S. Treasuries	91282CHK0	T 4.000 06/30/2028	50,000,000	168,478	481		168,959
U.S. Treasuries	91282CHK0	T 4.000 06/30/2028	50,000,000	168,478	1,379		169,857
U.S. Treasuries	91282CHK0	T 4.000 06/30/2028	50,000,000	168,478	1,826		170,304
U.S. Treasuries	91282CHK0	T 4.000 06/30/2028	50,000,000	168,478	6,221		174,699
U.S. Treasuries	91282CHK0	T 4.000 06/30/2028	50,000,000	168,478	13,714		182,192
U.S. Treasuries	91282CEW7	T 3.250 06/30/2027	50,000,000	136,889	46,575		183,463
U.S. Treasuries	91282CEW7	T 3.250 06/30/2027	50,000,000	136,889	49,441		186,329
U.S. Treasuries	91282CKD2	T 4.250 02/28/2029	50,000,000	179,008	3,930		182,938
U.S. Treasuries	9128284N7	T 2.875 05/15/2028	65,000,000	157,422	81,130		238,551
U.S. Treasuries	9128286B1	T 2.625 02/15/2029	50,000,000	112,396	75,077		187,473
U.S. Treasuries	91282CHK0	T 4.000 06/30/2028	50,000,000	168,478	21,787		190,266
U.S. Treasuries	91282CKV2	T 4.625 06/15/2027	50,000,000	195,867	(5,697)		190,170
U.S. Treasuries	91282CKV2	T 4.625 06/15/2027	50,000,000	195,867	(8,480)		187,388
U.S. Treasuries	91282CEW7	T 3.250 06/30/2027	50,000,000	136,889	9,740		146,629
U.S. Treasuries	91282CFJ5	T 3.125 08/31/2029	50,000,000	131,624	16,562		148,185

## Monthly Investment Earnings Pooled Fund

Type of Investment	CUSIP	Issuer Name	Par Value	Accrued Interest Earned	(Amortization) / Accretion	Realized Gain/(Loss)	Total Earnings
U.S. Treasuries	91282CLC3	T 4.000 07/31/2029	50,000,000	171,181	(18,397)		152,783
U.S. Treasuries	91282CLL3	T 3.375 09/15/2027	50,000,000	142,154	6,173		148,326
U.S. Treasuries	91282CFJ5	T 3.125 08/31/2029	65,000,000	171,111	23,091		194,202
U.S. Treasuries	91282CLC3	T 4.000 07/31/2029	65,000,000	222,535	(9,940)		212,595
U.S. Treasuries	91282CJW2	T 4.000 01/31/2029	65,000,000	222,535	(5,244)		217,291
U.S. Treasuries	91282CKV2	T 4.625 06/15/2027	50,000,000	195,867	(28,667)		167,200
U.S. Treasuries	91282CKT7	T 4.500 05/31/2029	50,000,000	190,574	(19,162)		171,412
U.S. Treasuries	91282CLC3	T 4.000 07/31/2029	50,000,000	171,181	1,982		173,163
U.S. Treasuries	91282CKP5	T 4.625 04/30/2029	50,000,000	194,803	(22,030)		172,773
U.S. Treasuries	91282CLR0	T 4.125 10/31/2029	50,000,000	173,743	6,690		180,433
U.S. Treasuries	91282CMB4	T 4.000 12/15/2027	50,000,000	169,399	7,970		177,369
U.S. Treasuries	91282CMB4	T 4.000 12/15/2027	50,000,000	169,399	8,136		177,535
U.S. Treasuries	91282CKP5	T 4.625 04/30/2029	51,000,000	198,699	(8,728)		189,971
U.S. Treasuries	91282CLX7	T 4.125 11/15/2027	61,000,000	211,967	9,472		221,439
U.S. Treasuries	91282CGQ8	T 4.000 02/28/2030	50,000,000	168,478	1,255		169,733
U.S. Treasuries	912797PE1	B 0.000 07/17/2025			187,778		187,778
U.S. Treasuries	912797PF8	B 0.000 07/24/2025			269,931		269,931
U.S. Treasuries	912797QM2	B 0.000 09/02/2025	100,000,000		360,806		360,806
U.S. Treasuries	91282CJW2	T 4.000 01/31/2029	60,000,000	205,417	1,657		207,074
U.S. Treasuries	91282CKD2	T 4.250 02/28/2029	75,000,000	268,512	(12,703)		255,809
U.S. Treasuries	91282CHX2	T 4.375 08/31/2028	50,000,000	184,273	(14,169)		170,104
U.S. Treasuries	91282CND9	T 3.750 05/15/2028	70,000,000	221,128	14,540		235,668
U.S. Treasuries	91282CKV2	T 4.625 06/15/2027	50,000,000	195,867	(24,585)		171,283
U.S. Treasuries	91282CMZ1	T 3.875 04/30/2030	50,000,000	163,213	9,129		172,342
U.S. Treasuries	91282CFT3	T 4.000 10/31/2029	60,000,000	202,174	225		202,399
U.S. Treasuries	91282CKV2	T 4.625 06/15/2027	50,000,000	151,639	(22,675)		128,964
U.S. Treasuries	91282CKV2	T 4.625 06/15/2027	50,000,000	145,321	(21,316)		124,005
U.S. Treasuries	912797RP4	B 0.000 11/18/2025	100,000,000		94,022		94,022
U.S. Treasuries	91282CKV2	T 4.625 06/15/2027	50,000,000	44,228	(6,420)		37,808
U.S. Treasuries	91282CEW7	T 3.250 06/30/2027	50,000,000	30,910	5,973		36,883
<b>Subtotals</b>			<b>\$ 3,912,000,000</b>	<b>\$ 8,355,708</b>	<b>\$ 1,340,804</b>	<b>\$ -</b>	<b>\$ 9,696,511</b>
Federal Agencies	3135G05X7	FNMA 0.375 08/25/2025	\$ 72,500,000	\$ 22,656	\$ 12,045		\$ 34,701
Federal Agencies	3137EAEX3	FHLMC 0.375 09/23/2025	22,600,000	7,063	5,676		12,738
Federal Agencies	3135G05X7	FNMA 0.375 08/25/2025	25,000,000	7,813	5,987		13,799
Federal Agencies	3130ANMP2	FHLB 1.070 07/27/2026	25,000,000	22,292			22,292
Federal Agencies	3130ANMP2	FHLB 1.070 07/27/2026	25,000,000	22,292			22,292
Federal Agencies	3130ANMP2	FHLB 1.070 07/27/2026	25,000,000	22,292			22,292
Federal Agencies	3130ANMP2	FHLB 1.070 07/27/2026	25,000,000	22,292			22,292
Federal Agencies	3133EMZ21	FFCB 0.690 04/06/2026	15,500,000	8,913	763		9,675
Federal Agencies	3130ANNM8	FHLB 1.050 07/13/2026	25,000,000	21,875			21,875
Federal Agencies	3130ANNM8	FHLB 1.050 07/13/2026	25,000,000	21,875			21,875
Federal Agencies	3130ANNM8	FHLB 1.050 07/13/2026	25,000,000	21,875			21,875
Federal Agencies	3130ANNM8	FHLB 1.050 07/13/2026	25,000,000	21,875			21,875
Federal Agencies	3130ANNM8	FHLB 1.050 07/13/2026	25,000,000	21,875			21,875
Federal Agencies	3130ANTG5	FHLB 1.050 08/10/2026	25,000,000	21,875			21,875
Federal Agencies	3130ANTG5	FHLB 1.050 08/10/2026	25,000,000	21,875			21,875
Federal Agencies	3130ANTG5	FHLB 1.050 08/10/2026	25,000,000	21,875			21,875
Federal Agencies	3130ANTG5	FHLB 1.050 08/10/2026	25,000,000	21,875			21,875
Federal Agencies	3130AP6T7	FHLB 1.075 09/03/2026	25,000,000	22,396			22,396



# Monthly Investment Earnings

## Pooled Fund

Type of Investment	CUSIP	Issuer Name	Par Value	Accrued Interest Earned	(Amortization) / Accretion	Realized Gain/(Loss)	Total Earnings
Federal Agencies	3130AP6T7	FHLB 1.075 09/03/2026	25,000,000	22,396			22,396
Federal Agencies	3130AP6T7	FHLB 1.075 09/03/2026	25,000,000	22,396			22,396
Federal Agencies	3130AP6T7	FHLB 1.075 09/03/2026	25,000,000	22,396			22,396
Federal Agencies	3130A8ZQ9	FHLB 1.750 09/12/2025	10,295,000	15,014	(6,163)		8,850
Federal Agencies	3133ENEG1	FFCB 1.050 11/17/2025	55,000,000	48,125	1,634		49,759
Federal Agencies	3133ENEG1	FFCB 1.050 11/17/2025	39,675,000	34,716	1,120		35,835
Federal Agencies	3130APPR0	FHLB 1.430 10/19/2026	25,000,000	29,792			29,792
Federal Agencies	3130APPR0	FHLB 1.430 10/19/2026	25,000,000	29,792			29,792
Federal Agencies	3130APPR0	FHLB 1.430 10/19/2026	25,000,000	29,792			29,792
Federal Agencies	3130APPR0	FHLB 1.430 10/19/2026	25,000,000	29,792			29,792
Federal Agencies	3130AQ7L1	FHLB 1.605 11/16/2026	25,000,000	33,438			33,438
Federal Agencies	3130AQ7L1	FHLB 1.605 11/16/2026	25,000,000	33,438			33,438
Federal Agencies	3130AQ7L1	FHLB 1.605 11/16/2026	25,000,000	33,438			33,438
Federal Agencies	3130AQ7L1	FHLB 1.605 11/16/2026	25,000,000	33,438			33,438
Federal Agencies	3133ENHM5	FFCB 1.170 12/16/2025	45,000,000	43,875	974		44,849
Federal Agencies	3133ENHM5	FFCB 1.170 12/16/2025	50,000,000	48,750	1,082		49,832
Federal Agencies	3130AQJ95	FHLB 1.645 12/14/2026	25,000,000	34,271			34,271
Federal Agencies	3130AQJ95	FHLB 1.645 12/14/2026	25,000,000	34,271			34,271
Federal Agencies	3130AQJ95	FHLB 1.645 12/14/2026	25,000,000	34,271			34,271
Federal Agencies	3130AQJ95	FHLB 1.645 12/14/2026	25,000,000	34,271			34,271
Federal Agencies	3130ARB59	FHLB 2.350 03/08/2027	25,000,000	48,958			48,958
Federal Agencies	3130ARB59	FHLB 2.350 03/08/2027	25,000,000	48,958			48,958
Federal Agencies	3130ARB59	FHLB 2.350 03/08/2027	25,000,000	48,958			48,958
Federal Agencies	3130ARB59	FHLB 2.350 03/08/2027	25,000,000	48,958			48,958
Federal Agencies	3133ENRD4	FFCB 1.680 03/10/2027	48,573,000	68,002	19,434		87,436
Federal Agencies	3133ENUD0	FFCB 2.640 04/08/2026	20,000,000	44,000	823		44,823
Federal Agencies	3133ENUD0	FFCB 2.640 04/08/2026	30,000,000	66,000	1,235		67,235
Federal Agencies	3133ENTS9	FFCB 2.600 04/05/2027	24,500,000	53,083	2,089		55,172
Federal Agencies	3133ENTS9	FFCB 2.600 04/05/2027	22,500,000	48,750	1,829		50,579
Federal Agencies	3133ENTS9	FFCB 2.600 04/05/2027	25,000,000	54,167	3,329		57,496
Federal Agencies	3133ENZK9	FFCB 3.240 06/28/2027	27,865,000	75,236	(3,993)		71,242
Federal Agencies	3130ASGU7	FHLB 3.500 06/11/2027	12,375,000	36,094	(3,083)		33,011
Federal Agencies	3130ASGU7	FHLB 3.500 06/11/2027	10,000,000	29,167	(2,453)		26,713
Federal Agencies	3130ASGU7	FHLB 3.500 06/11/2027	21,725,000	63,365	(5,058)		58,307
Federal Agencies	3133ENJ35	FFCB 3.320 02/25/2026	35,000,000	96,833	1,026		97,859
Federal Agencies	3133EN2L3	FFCB 4.125 05/17/2027	21,000,000	72,188	245		72,433
Federal Agencies	3133EN2L3	FFCB 4.125 05/17/2027	5,000,000	17,188	65		17,253
Federal Agencies	3133EN2L3	FFCB 4.125 05/17/2027	4,650,000	15,984	61		16,045
Federal Agencies	3133EN2L3	FFCB 4.125 05/17/2027	25,000,000	85,938	326		86,263
Federal Agencies	3133EN5E6	FFCB 4.000 12/29/2025	15,000,000	50,000	1,281		51,281
Federal Agencies	3133EN5E6	FFCB 4.000 12/29/2025	25,000,000	83,333	2,157		85,490
Federal Agencies	3133EN5E6	FFCB 4.000 12/29/2025	20,000,000	66,667	1,708		68,375
Federal Agencies	3133EN6A3	FFCB 4.000 01/13/2026	30,000,000	100,000	645		100,645
Federal Agencies	3133EN6A3	FFCB 4.000 01/13/2026	20,000,000	66,667	498		67,164
Federal Agencies	3130AUTC8	FHLB 4.010 02/06/2026	21,100,000	70,509	3,250		73,759
Federal Agencies	3133EPBJ3	FFCB 4.375 02/23/2026	50,000,000	182,292	2,319		184,611
Federal Agencies	3133EPBJ3	FFCB 4.375 02/23/2026	25,000,000	91,146	1,315		92,461
Federal Agencies	3133EPBJ3	FFCB 4.375 02/23/2026	28,000,000	102,083	1,299		103,382
Federal Agencies	3133EPBM6	FFCB 4.125 08/23/2027	10,000,000	34,375	491		34,866

# Monthly Investment Earnings

## Pooled Fund

<u>Type of Investment</u>	<u>CUSIP</u>	<u>Issuer Name</u>	<u>Par Value</u>	<u>Accrued Interest Earned</u>	<u>(Amortization) / Accretion</u>	<u>Realized Gain/(Loss)</u>	<u>Total Earnings</u>
Federal Agencies	3133EPDL6	FFCB 4.850 10/01/2025	50,000,000	202,083			202,083
Federal Agencies	3130AVWS7	FHLB 3.750 06/12/2026	17,045,000	53,266	1,470		54,735
Federal Agencies	3133EPJX4	FFCB 3.625 02/17/2026	30,000,000	90,625	2,909		93,534
Federal Agencies	3133EPJX4	FFCB 3.625 02/17/2026	25,000,000	75,521	2,201		77,722
Federal Agencies	3133EPKA2	FFCB 4.000 08/18/2025	26,500,000	88,333	609		88,942
Federal Agencies	3133EPKA2	FFCB 4.000 08/18/2025	30,000,000	100,000	689		100,689
Federal Agencies	3133EPKA2	FFCB 4.000 08/18/2025	25,000,000	83,333	678		84,011
Federal Agencies	3130AVWS7	FHLB 3.750 06/12/2026	20,000,000	62,500	1,680		64,180
Federal Agencies	3130AWAH3	FHLB 4.000 06/12/2026	15,000,000	50,000	2,819		52,819
Federal Agencies	3130AWAH3	FHLB 4.000 06/12/2026	10,000,000	33,333	1,840		35,173
Federal Agencies	3133EPMU6	FFCB 4.250 06/15/2026	30,000,000	106,250	1,375		107,625
Federal Agencies	3133EPMU6	FFCB 4.250 06/15/2026	20,000,000	70,833	871		71,705
Federal Agencies	3133EPMV4	FFCB 4.125 06/15/2027	28,940,000	99,481	596		100,077
Federal Agencies	3133EPMU6	FFCB 4.250 06/15/2026	24,700,000	87,479	1,691		89,170
Federal Agencies	3133EPNG6	FFCB 4.375 06/23/2026	50,000,000	182,292	750		183,041
Federal Agencies	3133EPNG6	FFCB 4.375 06/23/2026	25,000,000	91,146	375		91,521
Federal Agencies	3133EPNG6	FFCB 4.375 06/23/2026	25,000,000	91,146	375		91,521
Federal Agencies	3130AWLZ1	FHLB 4.750 06/12/2026	50,000,000	197,917	4,180		202,096
Federal Agencies	3133EPSK2	FFCB 4.250 08/07/2028	19,500,000	69,063	1,489		70,551
Federal Agencies	3133EPSW6	FFCB 4.500 08/14/2026	50,000,000	187,500	3,253		190,753
Federal Agencies	3133EPUN3	FFCB 4.500 08/28/2028	10,000,000	37,500	355		37,855
Federal Agencies	3133EPUN3	FFCB 4.500 08/28/2028	25,000,000	93,750	959		94,709
Federal Agencies	3133EPUN3	FFCB 4.500 08/28/2028	15,000,000	56,250	631		56,881
Federal Agencies	3133EPUN3	FFCB 4.500 08/28/2028	33,000,000	123,750	1,613		125,363
Federal Agencies	3133EPVP7	FFCB 4.750 07/08/2026	19,000,000	75,208	456		75,664
Federal Agencies	3133EPVP7	FFCB 4.750 07/08/2026	10,000,000	39,583	249		39,832
Federal Agencies	3133EPVP7	FFCB 4.750 07/08/2026	21,000,000	83,125	516		83,641
Federal Agencies	3133EPVY8	FFCB 5.000 09/15/2025	8,230,000	34,292	251		34,543
Federal Agencies	3133EPVY8	FFCB 5.000 09/15/2025	15,000,000	62,500	770		63,270
Federal Agencies	3133EPVY8	FFCB 5.000 09/15/2025	20,000,000	83,333	1,026		84,360
Federal Agencies	3133EPYW9	FFCB 5.125 10/20/2025	50,000,000	213,542	1,187		214,729
Federal Agencies	3133EPYW9	FFCB 5.125 10/20/2025	25,000,000	106,771	615		107,386
Federal Agencies	3133EPYW9	FFCB 5.125 10/20/2025	35,000,000	149,479	1,173		150,652
Federal Agencies	3130AXCP1	FHLB 4.875 09/11/2026	11,895,000	48,323	2,138		50,461
Federal Agencies	3133EPZA6	FFCB 4.875 10/20/2026	30,000,000	121,875	4,692		126,567
Federal Agencies	3133EPZA6	FFCB 4.875 10/20/2026	14,000,000	56,875	2,689		59,564
Federal Agencies	3133EPYW9	FFCB 5.125 10/20/2025	24,000,000	102,500	3,247		105,747
Federal Agencies	3133EPZY4	FFCB 5.000 07/30/2026	25,000,000	104,167	1,953		106,120
Federal Agencies	3133EPZY4	FFCB 5.000 07/30/2026	3,000,000	12,500	249		12,749
Federal Agencies	3133EPZY4	FFCB 5.000 07/30/2026	9,615,000	40,063	799		40,861
Federal Agencies	3133EPZY4	FFCB 5.000 07/30/2026	16,000,000	66,667	1,329		67,996
Federal Agencies	3130AXB31	FHLB 4.875 03/13/2026	10,000,000	40,625	1,658		42,283
Federal Agencies	3130AXB31	FHLB 4.875 03/13/2026	10,000,000	40,625	1,773		42,398
Federal Agencies	3130AXB31	FHLB 4.875 03/13/2026	10,000,000	40,625	1,773		42,398
Federal Agencies	3133EPC60	FFCB 4.625 11/15/2027	27,950,000	107,724	2,461		110,185
Federal Agencies	3133EPC60	FFCB 4.625 11/15/2027	33,300,000	128,344	2,939		131,283
Federal Agencies	3133EPC45	FFCB 4.625 11/13/2028	12,000,000	46,250	271		46,521
Federal Agencies	3133EPC45	FFCB 4.625 11/13/2028	20,000,000	77,083	482		77,565
Federal Agencies	3133EPC45	FFCB 4.625 11/13/2028	55,000,000	211,979	1,319		213,298

# Monthly Investment Earnings

## Pooled Fund

<u>Type of Investment</u>	<u>CUSIP</u>	<u>Issuer Name</u>	<u>Par Value</u>	<u>Accrued Interest Earned</u>	<u>(Amortization) / Accretion</u>	<u>Realized Gain/(Loss)</u>	<u>Total Earnings</u>
Federal Agencies	3130AXU63	FHLB 4.625 11/17/2026	50,000,000	192,708	2,503		195,212
Federal Agencies	3133EM4X7	FFCB 0.800 09/10/2026	28,975,000	19,317	86,563		105,879
Federal Agencies	3133EPP66	FFCB 4.000 05/20/2027	31,000,000	103,333	2,343		105,676
Federal Agencies	3133EPP66	FFCB 4.000 05/20/2027	58,850,000	196,167	4,667		200,834
Federal Agencies	3133EPX91	FFCB 4.125 01/25/2027	35,000,000	120,313	1,247		121,560
Federal Agencies	3133EPX91	FFCB 4.125 01/25/2027	50,000,000	171,875	1,895		173,770
Federal Agencies	3133EPX91	FFCB 4.125 01/25/2027	25,000,000	85,938	891		86,828
Federal Agencies	3133EPX91	FFCB 4.125 01/25/2027	10,000,000	34,375	379		34,754
Federal Agencies	3133EPX91	FFCB 4.125 01/25/2027	5,000,000	17,188	202		17,390
Federal Agencies	3130AYPN0	FHLB 4.125 01/15/2027	12,000,000	41,250	774		42,024
Federal Agencies	3130AYPN0	FHLB 4.125 01/15/2027	25,000,000	85,938	1,612		87,549
Federal Agencies	3130AYPN0	FHLB 4.125 01/15/2027	29,350,000	100,891	1,892		102,783
Federal Agencies	3130AYPN0	FHLB 4.125 01/15/2027	50,000,000	171,875	3,223		175,098
Federal Agencies	3133EP6K6	FFCB 4.500 03/26/2027	50,000,000	187,500	2,564		190,064
Federal Agencies	3130AXB31	FHLB 4.875 03/13/2026	36,730,000	149,216	(3,207)		146,008
Federal Agencies	3133EP5K7	FFCB 4.500 03/13/2026	50,000,000	187,500	10,566		198,066
Federal Agencies	3130AXB31	FHLB 4.875 03/13/2026	25,000,000	101,563	(2,357)		99,206
Federal Agencies	3133EP5U5	FFCB 4.125 03/20/2029	51,660,000	177,581	11,180		188,761
Federal Agencies	3133EP5S0	FFCB 4.250 03/20/2028	4,971,000	17,606	1,169		18,774
Federal Agencies	3130AVBD3	FHLB 4.500 03/09/2029	25,000,000	93,750	(324)		93,426
Federal Agencies	3130B0TY5	FHLB 4.750 04/09/2027	20,000,000	79,167	1,498		80,664
Federal Agencies	3130B0TY5	FHLB 4.750 04/09/2027	17,000,000	67,292	1,273		68,565
Federal Agencies	3130B0TY5	FHLB 4.750 04/09/2027	48,000,000	190,000	3,594		193,594
Federal Agencies	3130B0TY5	FHLB 4.750 04/09/2027	40,000,000	158,333	2,995		161,328
Federal Agencies	3133ERDH1	FFCB 4.750 04/30/2029	63,085,000	249,711	(11,575)		238,137
Federal Agencies	3133ERDH1	FFCB 4.750 04/30/2029	27,892,000	110,406	(5,111)		105,294
Federal Agencies	3133ERDH1	FFCB 4.750 04/30/2029	30,000,000	118,750	(5,412)		113,338
Federal Agencies	3133ERDS7	FFCB 4.750 05/06/2027	12,727,000	50,378	(377)		50,001
Federal Agencies	3130AX4E5	FHLB 4.500 06/11/2027	11,000,000	41,250	1,732		42,982
Federal Agencies	3133ERGL9	FFCB 4.500 06/07/2028	15,000,000	56,250	115		56,365
Federal Agencies	3130B1BT3	FHLB 4.875 06/12/2026	13,485,000	54,783	(860)		53,922
Federal Agencies	3133ERHD6	FFCB 4.875 06/12/2026	32,000,000	130,000	(2,192)		127,808
Federal Agencies	3133ERHD6	FFCB 4.875 06/12/2026	20,000,000	81,250	(1,302)		79,948
Federal Agencies	3133ERHN4	FFCB 4.250 10/20/2028	38,000,000	134,583	4,204		138,788
Federal Agencies	3133ERHN4	FFCB 4.250 10/20/2028	5,000,000	17,708	546		18,255
Federal Agencies	3133ERGS4	FFCB 4.250 06/11/2029	10,000,000	35,417	555		35,971
Federal Agencies	3133ERGS4	FFCB 4.250 06/11/2029	10,000,000	35,417	555		35,971
Federal Agencies	3133ERGS4	FFCB 4.250 06/11/2029	20,000,000	70,833	1,109		71,943
Federal Agencies	3133ERGS4	FFCB 4.250 06/11/2029	10,000,000	35,417	555		35,971
Federal Agencies	3133ERGS4	FFCB 4.250 06/11/2029	29,000,000	102,708	1,306		104,014
Federal Agencies	3133ERGL9	FFCB 4.500 06/07/2028	20,000,000	75,000	(808)		74,192
Federal Agencies	3133ERGL9	FFCB 4.500 06/07/2028	14,934,000	56,003	(604)		55,399
Federal Agencies	3133ERJZ5	FFCB 4.500 06/28/2027	30,000,000	112,500	401		112,901
Federal Agencies	3133ERKM2	FFCB 4.500 07/08/2027	25,000,000	93,750	(942)		92,808
Federal Agencies	3130B1EF0	FHLB 4.625 06/11/2027	20,700,000	79,781	(2,781)		77,000
Federal Agencies	3133ERKM2	FFCB 4.500 07/08/2027	25,000,000	93,750	(723)		93,027
Federal Agencies	3133ERKX8	FFCB 4.250 07/12/2029	20,000,000	70,833	183		71,017
Federal Agencies	3134H16K4	FHLMC 5.380 07/09/2029		29,889			29,889
Federal Agencies	3134H16K4	FHLMC 5.380 07/09/2029		77,711			77,711

# Monthly Investment Earnings

## Pooled Fund

<u>Type of Investment</u>	<u>CUSIP</u>	<u>Issuer Name</u>	<u>Par Value</u>	<u>Accrued Interest Earned</u>	<u>(Amortization) / Accretion</u>	<u>Realized Gain/(Loss)</u>	<u>Total Earnings</u>
Federal Agencies	3134H16K4	FHLMC 5.380 07/09/2029		29,889			29,889
Federal Agencies	3133ERMB4	FFCB 4.250 07/23/2027	10,000,000	35,417	99		35,516
Federal Agencies	3133ERMB4	FFCB 4.250 07/23/2027	15,000,000	53,125	149		53,274
Federal Agencies	3130B2KJ3	FHLB 4.625 09/04/2029	50,000,000	192,708			192,708
Federal Agencies	3130B2KJ3	FHLB 4.625 09/04/2029	25,000,000	96,354			96,354
Federal Agencies	3130B2KJ3	FHLB 4.625 09/04/2029	25,000,000	96,354			96,354
Federal Agencies	3130B2PJ8	FHLB 3.625 09/04/2026	25,000,000	75,521	1,430		76,950
Federal Agencies	3130B2PJ8	FHLB 3.625 09/04/2026	50,000,000	151,042	2,859		153,901
Federal Agencies	3130B2PJ8	FHLB 3.625 09/04/2026	19,000,000	57,396	1,087		58,482
Federal Agencies	3130B2PJ8	FHLB 3.625 09/04/2026	25,900,000	78,240	1,481		79,721
Federal Agencies	3130B2TG0	FHLB 4.375 09/24/2029	25,000,000	91,146			91,146
Federal Agencies	3130B2TG0	FHLB 4.375 09/24/2029	25,000,000	91,146			91,146
Federal Agencies	3130B2TG0	FHLB 4.375 09/24/2029	65,000,000	236,979			236,979
Federal Agencies	3130ATHX8	FHLB 4.125 09/14/2029	15,000,000	51,563	(6,715)		44,848
Federal Agencies	3133ERVR9	FFCB 3.500 07/01/2027	55,000,000	160,417	2,310		162,726
Federal Agencies	3130B2XR1	FHLB 4.010 07/02/2029	65,000,000	217,208			217,208
Federal Agencies	3130B2XR1	FHLB 4.010 07/02/2029	25,000,000	83,542			83,542
Federal Agencies	3130B2XR1	FHLB 4.010 07/02/2029	25,000,000	83,542			83,542
Federal Agencies	3133ERWR8	FFCB 3.500 01/07/2027	12,500,000	36,458	4,767		41,225
Federal Agencies	3133ERXJ5	FFCB 3.875 10/15/2027	8,000,000	25,833	109		25,942
Federal Agencies	3133ERXJ5	FFCB 3.875 10/15/2027	5,000,000	16,146	78		16,224
Federal Agencies	3130B3A29	FHLB 4.000 10/09/2026	15,000,000	50,000	134		50,134
Federal Agencies	3130B3A29	FHLB 4.000 10/09/2026	25,000,000	83,333	224		83,557
Federal Agencies	3130B3A29	FHLB 4.000 10/09/2026	25,000,000	83,333	224		83,557
Federal Agencies	3130B3A29	FHLB 4.000 10/09/2026	50,000,000	166,667	447		167,114
Federal Agencies	3130B3GD9	FHLB 4.000 11/27/2028	47,025,000	156,750	1,760		158,510
Federal Agencies	3130ATHX8	FHLB 4.125 09/14/2029	15,000,000	51,563	(841)		50,722
Federal Agencies	3130ATHX8	FHLB 4.125 09/14/2029	15,000,000	51,563	(752)		50,811
Federal Agencies	3130ATHX8	FHLB 4.125 09/14/2029	25,590,000	97,966	(1,283)		86,683
Federal Agencies	3133ERD24	FFCB 4.250 02/18/2027	30,000,000	106,250	622		106,872
Federal Agencies	3136GA3N7	FNMA 5.045 12/27/2029	20,000,000	84,083			84,083
Federal Agencies	3136GA3N7	FNMA 5.045 12/27/2029	62,000,000	260,658			260,658
Federal Agencies	3136GA3N7	FNMA 5.045 12/27/2029	20,000,000	84,083			84,083
Federal Agencies	3136GA3N7	FNMA 5.045 12/27/2029	20,000,000	84,083			84,083
Federal Agencies	3133ERJ51	FFCB 4.125 12/10/2027	38,343,000	131,804	3,288		135,092
Federal Agencies	3133ERJ51	FFCB 4.125 12/10/2027	25,505,000	87,673	2,180		89,854
Federal Agencies	3133ERJ51	FFCB 4.125 12/10/2027	21,000,000	72,188	1,801		73,989
Federal Agencies	3133ERJ51	FFCB 4.125 12/10/2027	33,000,000	113,438	3,046		116,484
Federal Agencies	3133ERT84	FFCB 4.250 01/14/2028	29,750,000	105,365	4,927		110,292
Federal Agencies	3133ERZ46	FFCB 4.250 01/28/2028	50,000,000	177,083	724		177,807
Federal Agencies	3133ERZ46	FFCB 4.250 01/28/2028	47,000,000	166,458	680		167,139
Federal Agencies	3133ERZ23	FFCB 4.250 11/03/2027	41,880,000	148,325	70		148,395
Federal Agencies	3133ERZ23	FFCB 4.250 11/03/2027	5,000,000	17,708	20		17,728
Federal Agencies	3136GAAR0	FNMA 4.690 02/07/2028	25,000,000	97,708			97,708
Federal Agencies	3136GAAR0	FNMA 4.690 02/07/2028	50,000,000	195,417			195,417
Federal Agencies	3136GAAR0	FNMA 4.690 02/07/2028	25,000,000	97,708			97,708
Federal Agencies	3136GAAR0	FNMA 4.690 02/07/2028	25,000,000	97,708			97,708
Federal Agencies	3136GAAR0	FNMA 4.690 02/07/2028	25,000,000	97,708			97,708
Federal Agencies	3133ER4A6	FFCB 4.250 02/18/2027	30,000,000	106,250	1,376		107,626

# Monthly Investment Earnings

## Pooled Fund

<u>Type of Investment</u>	<u>CUSIP</u>	<u>Issuer Name</u>	<u>Par Value</u>	<u>Accrued Interest Earned</u>	<u>(Amortization) / Accretion</u>	<u>Realized Gain/(Loss)</u>	<u>Total Earnings</u>
Federal Agencies	3133ER4A6	FFCB 4.250 02/18/2027	25,000,000	88,542	1,093		89,635
Federal Agencies	3133ER4A6	FFCB 4.250 02/18/2027	2,000,000	7,083	91		7,174
Federal Agencies	3133ER4H1	FFCB 4.500 01/18/2030	12,815,000	48,056	(3,650)		44,406
Federal Agencies	3133ER4H1	FFCB 4.500 01/18/2030	18,000,000	67,500	(5,101)		62,399
Federal Agencies	3133ETBF3	FFCB 4.000 04/01/2030	32,260,000	107,533	275		107,808
Federal Agencies	3133ETBF3	FFCB 4.000 04/01/2030	46,750,000	155,833	295		156,128
Federal Agencies	3133ETBF3	FFCB 4.000 04/01/2030	15,000,000	50,000	107		50,107
Federal Agencies	3136GAFL8	FNMA 4.710 10/15/2029	50,000,000	196,250			196,250
Federal Agencies	3136GAFL8	FNMA 4.710 10/15/2029	25,000,000	98,125			98,125
Federal Agencies	3136GAFL8	FNMA 4.710 10/15/2029	25,000,000	98,125			98,125
Federal Agencies	3136GAFL8	FNMA 4.710 10/15/2029	25,000,000	98,125			98,125
Federal Agencies	3133ETBF3	FFCB 4.000 04/01/2030	43,020,000	143,400	1,974		145,374
Federal Agencies	3133ER7L9	FFCB 4.000 03/18/2030	8,695,000	28,983	402		29,385
Federal Agencies	3133ETBF3	FFCB 4.000 04/01/2030	50,000,000	166,667	8,084		174,750
Federal Agencies	3130AWC24	FHLB 4.000 06/09/2028	10,000,000	33,333	94		33,427
Federal Agencies	3133ETJF5	FFCB 4.000 02/23/2027	45,000,000	150,000	1,349		151,349
Federal Agencies	3133ETJF5	FFCB 4.000 02/23/2027	10,000,000	33,333	300		33,633
Federal Agencies	3133ETJV0	FFCB 4.000 11/30/2029	15,000,000	50,000	1,029		51,029
Federal Agencies	3133ETJS7	FFCB 4.000 11/10/2026	12,600,000	42,000	1,091		43,091
Federal Agencies	3133ETJV0	FFCB 4.000 11/30/2029	23,000,000	76,667	1,469		78,136
Federal Agencies	3130B6MU7	FHLB 4.590 06/15/2028	50,000,000	191,250			191,250
Federal Agencies	3130B6MU7	FHLB 4.590 06/15/2028	25,000,000	95,625			95,625
Federal Agencies	3130B6MU7	FHLB 4.590 06/15/2028	25,000,000	95,625			95,625
Federal Agencies	3130B6MU7	FHLB 4.590 06/15/2028	25,000,000	95,625			95,625
Federal Agencies	3133ETJZ1	FFCB 3.875 06/05/2028	25,000,000	80,729	1,209		81,938
Federal Agencies	3133ETKQ9	FFCB 4.000 06/10/2030	20,000,000	66,667	934		67,600
Federal Agencies	3133ETKQ9	FFCB 4.000 06/10/2030	10,000,000	33,333	441		33,775
Federal Agencies	3133ETKN6	FFCB 4.000 10/09/2029	15,000,000	50,000	367		50,367
Federal Agencies	3133ETKN6	FFCB 4.000 10/09/2029	10,000,000	33,333	245		33,578
Federal Agencies	3133ETJZ1	FFCB 3.875 06/05/2028	7,370,000	23,799	780		24,579
Federal Agencies	3130B6R24	FHLB 3.875 06/04/2027	16,500,000	53,281	944		54,225
Federal Agencies	3130B6R24	FHLB 3.875 06/04/2027	10,000,000	32,292	572		32,864
Federal Agencies	3130B6R24	FHLB 3.875 06/04/2027	20,000,000	64,583	1,144		65,727
Federal Agencies	3130B6R24	FHLB 3.875 06/04/2027	13,000,000	41,979	743		42,723
Federal Agencies	3130B6R24	FHLB 3.875 06/04/2027	36,000,000	116,250	2,059		118,309
Federal Agencies	3133ETME4	FFCB 4.000 01/23/2030	25,000,000	83,333	999		84,333
Federal Agencies	3133ETME4	FFCB 4.000 01/23/2030	14,450,000	48,167	578		48,744
Federal Agencies	3133ETME4	FFCB 4.000 01/23/2030	5,000,000	16,667	193		16,860
Federal Agencies	3130AWGS3	FHLB 4.125 06/14/2030	16,000,000	55,000	(1,078)		53,922
Federal Agencies	3133ETKQ9	FFCB 4.000 06/10/2030	25,000,000	83,333	598		83,932
Federal Agencies	3133ETNU7	FFCB 3.750 07/03/2028	50,000,000	125,000	3,903		128,903
Federal Agencies	3133ETNU7	FFCB 3.750 07/03/2028	22,500,000	56,250	1,736		57,986
Federal Agencies	3133ETLM7	FFCB 4.000 06/17/2030	41,000,000	104,778	(469)		104,309
Federal Agencies	3133ETLM7	FFCB 4.000 06/17/2030	15,000,000	38,333	(172)		38,162
Federal Agencies	3133ETLM7	FFCB 4.000 06/17/2030	10,070,000	25,734	(104)		25,630
Federal Agencies	3133ETNU7	FFCB 3.750 07/03/2028	25,000,000	59,896	2,112		62,008
Federal Agencies	3133ETKQ9	FFCB 4.000 06/10/2030	15,000,000	36,667	17		36,684
Federal Agencies	3133ETKQ9	FFCB 4.000 06/10/2030	9,750,000	23,833	50		23,883

# Monthly Investment Earnings

## Pooled Fund

Type of Investment	CUSIP	Issuer Name	Par Value	Accrued Interest Earned	(Amortization) / Accretion	Realized Gain/(Loss)	Total Earnings
Federal Agencies	3133ETLM7	FFCB 4.000 06/17/2030	16,944,000	41,419	86		41,505
Federal Agencies	3130AWGS3	FHLB 4.125 06/14/2030	12,515,000	31,548	(823)		30,725
Federal Agencies	3133ETPF8	FFCB 3.750 07/08/2030	20,000,000	35,417	2,213		37,630
Federal Agencies	313385JN7	FHDN 0.000 07/24/2025			11,694		11,694
Federal Agencies	3130B1BC0	FHLB 4.625 06/08/2029	9,705,000		(169)		(169)
<b>Subtotals</b>			<b>\$ 6,735,329,000</b>	<b>\$ 20,842,057</b>	<b>\$ 305,093</b>	<b>\$ -</b>	<b>\$ 21,147,150</b>
Public Time Deposits	PPGR18NT6	BRIDGE 4.300 07/14/2025		\$ 17,239			\$ 17,239
Public Time Deposits	PPGR8L735	BKSANF 4.330 07/07/2025		7,217			7,217
Public Time Deposits	PPGQE6C86	FIVSTR 4.290 11/17/2025	20,000,000	73,883			73,883
Public Time Deposits	PPGUALS16	BKSANF 4.310 12/08/2025	10,000,000	37,114			37,114
Public Time Deposits	PPGQEWEX2	BRIDGE 4.340 12/15/2025	10,000,000	36,860			36,860
Public Time Deposits	PPGZ3O8Q4	BKSANF 4.330 01/05/2026	10,000,000	30,069			30,069
Public Time Deposits	PPGUCT9Z3	BRIDGE 4.330 01/12/2026	10,000,000	21,353			21,353
<b>Subtotals</b>			<b>\$ 60,000,000</b>	<b>\$ 223,736</b>	<b>\$ -</b>	<b>\$ -</b>	<b>\$ 223,736</b>
Negotiable CDs	78015JTB3	RY 5.090 07/14/2025		\$ 91,903			\$ 91,903
Negotiable CDs	78015JVF1	RY 4.610 07/01/2025		0			0
Negotiable CDs	78015J2U0	RY 4.530 07/28/2025		390,712			390,712
Negotiable CDs	06367DMU6	BMOCHG 4.590 08/11/2025	65,000,000	256,913			256,913
Negotiable CDs	78015J2Y2	RY 4.550 09/08/2025	65,000,000	254,674			254,674
Negotiable CDs	78015J3L9	RY 4.510 11/20/2025	60,000,000	233,017			233,017
Negotiable CDs	06367DMX0	BMOCHG 4.570 10/24/2025	50,000,000	196,764			196,764
Negotiable CDs	13606DCE0	CIBCNY 4.550 10/24/2025	50,000,000	195,903			195,903
Negotiable CDs	78015J3U9	RY 4.560 11/19/2025	50,000,000	196,333			196,333
Negotiable CDs	06367DN84	BMOCHG 4.580 07/02/2025		6,361			6,361
Negotiable CDs	13606DCT7	CIBCNY 4.580 07/02/2025		6,361			6,361
Negotiable CDs	13606DCV2	CIBCNY 4.530 09/22/2025	75,000,000	292,563			292,563
Negotiable CDs	06367DN92	BMOCHG 4.530 09/22/2025	50,000,000	195,042			195,042
Negotiable CDs	78015JAG2	RY 4.430 07/14/2025		115,180			115,180
Negotiable CDs	13606DDU3	CIBCNY 4.500 07/23/2025		206,250			206,250
Negotiable CDs	78015JC47	RY 4.410 08/11/2025	66,000,000	250,635			250,635
Negotiable CDs	06367DNQ4	BMOCHG 4.450 07/30/2025		179,236			179,236
Negotiable CDs	13606DFF4	CIBCNY 4.420 09/24/2025	110,000,000	418,672			418,672
Negotiable CDs	89115DPK6	TDNY 4.490 10/24/2025	100,000,000	386,639			386,639
Negotiable CDs	89115DQB5	TDNY 4.450 07/01/2025		0			0
Negotiable CDs	89115DQF6	TDNY 4.450 07/03/2025		4,944			4,944
Negotiable CDs	89115DQT6	TDNY 4.540 01/12/2026	100,000,000	390,944			390,944
Negotiable CDs	89115DWB8	TDNY 4.360 09/05/2025	50,000,000	187,722			187,722
Negotiable CDs	89115DWF9	TDNY 4.360 09/10/2025	50,000,000	187,722			187,722
Negotiable CDs	89115DWK8	TDNY 4.350 11/05/2025	50,000,000	187,292			187,292
Negotiable CDs	06367DPW9	BMOCHG 4.350 10/24/2025	50,000,000	187,292			187,292
Negotiable CDs	13606DGY2	CIBCNY 4.360 01/22/2026	60,000,000	225,267			225,267
Negotiable CDs	13606DGZ9	CIBCNY 4.360 01/28/2026	80,000,000	300,356			300,356
Negotiable CDs	89115DWT9	TDNY 4.360 01/28/2026	50,000,000	187,722			187,722
Negotiable CDs	06367DQ32	BMOCHG 4.330 02/09/2026	75,000,000	279,646			279,646
Negotiable CDs	13606DHE5	CIBCNY 4.340 12/15/2025	75,000,000	280,292			280,292
Negotiable CDs	13606DHF2	CIBCNY 4.330 02/09/2026	50,000,000	186,431			186,431
Negotiable CDs	89115DXB7	TDNY 4.340 12/15/2025	60,000,000	224,233			224,233

# Monthly Investment Earnings

## Pooled Fund

Type of Investment	CUSIP	Issuer Name	Par Value	Accrued Interest Earned	(Amortization) / Accretion	Realized Gain/(Loss)	Total Earnings
Negotiable CDs	89115DXF8	TDNY 4.340 12/29/2025	65,000,000	242,919			242,919
Negotiable CDs	96130AZR2	WSTNY 4.350 12/03/2025	100,000,000	374,583			374,583
Negotiable CDs	13606DKH4	CIBCN 4.330 01/20/2026	60,000,000	223,717			223,717
Negotiable CDs	06367DQK4	BMOCHG 4.320 01/12/2026	50,000,000	186,000			186,000
Negotiable CDs	06367DQP3	BMOCHG 4.430 02/11/2026	70,000,000	267,031			267,031
Negotiable CDs	96130AZZ4	WSTNY 4.350 05/04/2026	125,000,000	468,229			468,229
Negotiable CDs	78015JG84	RY 4.330 02/23/2026	60,000,000	223,717			223,717
Negotiable CDs	96130AA24	WSTNY 4.350 03/16/2026	100,000,000	374,583			374,583
Negotiable CDs	96130AA65	WSTNY 4.380 03/23/2026	140,000,000	528,033			528,033
Negotiable CDs	89115DEG7	TDNY 4.410 03/11/2026	50,000,000	189,875			189,875
Negotiable CDs	78015JGQ4	RY 4.380 03/06/2026	50,000,000	188,583			188,583
Negotiable CDs	89115DHC3	TDNY 4.400 03/16/2026	60,000,000	227,333			227,333
Negotiable CDs	96130AC22	WSTNY 4.320 06/15/2026	100,000,000	372,000			372,000
Negotiable CDs	06367DRH0	BMOCHG 4.330 03/24/2026	50,000,000	186,431			186,431
Negotiable CDs	06367DRJ6	BMOCHG 4.330 03/25/2026	50,000,000	186,431			186,431
Negotiable CDs	78015JJ81	RY 4.290 03/16/2026	100,000,000	369,417			369,417
Negotiable CDs	78015JJQ1	RY 4.330 04/07/2026	50,000,000	138,319			138,319
Negotiable CDs	06418NHV7	BNSHOU 4.270 07/01/2026	100,000,000	94,889			94,889
<b>Subtotals</b>			<b>\$ 2,871,000,000</b>	<b>\$ 11,545,110</b>	<b>\$ -</b>	<b>\$ -</b>	<b>\$ 11,545,110</b>
Commercial Paper	89233GVR4	TOYCC 0.000 08/25/2025	\$ 65,000,000		\$ 248,517		\$ 248,517
Commercial Paper	89233GW85	TOYCC 0.000 09/08/2025	65,000,000		243,479		243,479
Commercial Paper	89233GX84	TOYCC 0.000 10/08/2025	60,000,000		222,167		222,167
Commercial Paper	89233GXQ4	TOYCC 0.000 10/24/2025	50,000,000		186,431		186,431
Commercial Paper	89233GXP6	TOYCC 0.000 10/23/2025	75,000,000		286,104		286,104
Commercial Paper	89233GZ17	TOYCC 0.000 12/01/2025	125,000,000		451,007		451,007
Commercial Paper	89233GZF6	TOYCC 0.000 12/15/2025	75,000,000		269,958		269,958
Commercial Paper	62479LUF0	MUFGKB 0.000 07/15/2025			25,375		25,375
Commercial Paper	62479LUJ2	MUFGKB 0.000 07/18/2025			30,813		30,813
Commercial Paper	62479LUG8	MUFGKB 0.000 07/16/2025			36,000		36,000
Commercial Paper	62479LV51	MUFGKB 0.000 08/05/2025	25,000,000		92,785		92,785
Commercial Paper	62479LWF8	MUFGKB 0.000 09/15/2025	20,000,000		73,367		73,367
Commercial Paper	62479LWP6	MUFGKB 0.000 09/23/2025	35,000,000		128,392		128,392
Commercial Paper	62479LX67	MUFGKB 0.000 10/06/2025	25,000,000		91,493		91,493
Commercial Paper	62479LXF7	MUFGKB 0.000 10/15/2025	11,000,000		40,162		40,162
Commercial Paper	62479LXL4	MUFGKB 0.000 10/20/2025	15,000,000		54,767		54,767
Commercial Paper	62479LXN0	MUFGKB 0.000 10/22/2025	55,000,000		200,811		200,811
Commercial Paper	19121AUA7	KOPP 0.000 07/10/2025			54,125		54,125
Commercial Paper	03785DWF9	APPINC 0.000 09/15/2025	10,000,000		36,167		36,167
Commercial Paper	62479LY33	MUFGKB 0.000 11/03/2025	10,000,000		37,372		37,372
Commercial Paper	62479LY74	MUFGKB 0.000 11/07/2025	11,000,000		41,015		41,015
Commercial Paper	62479LYH2	MUFGKB 0.000 11/17/2025	38,000,000		141,033		141,033
Commercial Paper	62479LYM1	MUFGKB 0.000 11/21/2025	26,000,000		96,496		96,496
Commercial Paper	62479LYS8	MUFGKB 0.000 11/26/2025	15,000,000		55,542		55,542
Commercial Paper	62479LV51	MUFGKB 0.000 08/05/2025	110,000,000		416,778		416,778
Commercial Paper	89116EZ55	TDHUSA 0.000 12/05/2025	11,000,000		40,257		40,257
Commercial Paper	89116EZF3	TDHUSA 0.000 12/15/2025	25,000,000		91,278		91,278
Commercial Paper	89116EZP1	TDHUSA 0.000 12/23/2025	40,000,000		145,011		145,011
Commercial Paper	62479MB69	MUFGKB 0.000 02/06/2026	25,000,000		92,354		92,354

# Monthly Investment Earnings

## Pooled Fund

Type of Investment	CUSIP	Issuer Name	Par Value	Accrued Interest Earned	(Amortization) / Accretion	Realized Gain/(Loss)	Total Earnings
Commercial Paper	62479MC92	MUFGBK 0.000 03/09/2026	130,000,000		482,481		482,481
Commercial Paper	62479MCQ4	MUFGBK 0.000 03/24/2026	100,000,000		295,139		295,139
Commercial Paper	14912DUU1	CATFIN 0.000 07/28/2025			204,000		204,000
Commercial Paper	03785DUP9	APPINC 0.000 07/23/2025			12,183		12,183
Commercial Paper	14912DUV9	CATFIN 0.000 07/29/2025			31,294		31,294
Commercial Paper	62479MD67	MUFGBK 0.000 04/06/2026	110,000,000		52,189		52,189
Commercial Paper	14912DVE6	CATFIN 0.000 08/14/2025	80,000,000		28,867		28,867
<b>Subtotals</b>			<b>\$ 1,442,000,000</b>	<b>\$ -</b>	<b>\$ 5,035,206</b>	<b>\$ -</b>	<b>\$ 5,035,206</b>
Medium Term Notes	594918CN2	MSFT 3.400 09/15/2026	\$ 6,452,000	\$ 18,281	\$ 7,033		\$ 25,314
Medium Term Notes	594918CN2	MSFT 3.400 09/15/2026	13,009,000	36,859	14,105		50,963
Medium Term Notes	91324PFF4	UNH 4.750 07/15/2026	15,000,000	59,375	1,085		60,460
Medium Term Notes	24422EXV6	DE 4.200 07/15/2027	10,000,000	35,000	42		35,042
Medium Term Notes	14913UAN0	CAT 4.450 10/16/2026	18,385,000	68,178	(8,805)		59,373
Medium Term Notes	037833CJ7	AAPL 3.350 02/09/2027	50,000,000	139,583	14,684		154,268
Medium Term Notes	594918BJ2	MSFT 3.125 11/03/2025	11,749,000	30,596	7,601		38,197
Medium Term Notes	89236TMY8	TOYOTA 4.600 01/08/2027	40,000,000	153,333	936		154,269
Medium Term Notes	24422EYD5	DE 4.250 06/05/2028	25,000,000	88,542	629		89,171
<b>Subtotals</b>			<b>\$ 189,595,000</b>	<b>\$ 629,747</b>	<b>\$ 37,309</b>	<b>\$ -</b>	<b>\$ 667,056</b>
Money Market Funds	09248U718	BlackRock Liquidity Funds T-Fund	\$ 14,369,625	\$ 50,919			\$ 50,919
Money Market Funds	31607A703	Fidelity Govt Portfolio	889,192,291	3,192,316			3,192,316
Money Market Funds	608919718	Federated Hermes Govt Obligations Fund	407,722,486	859,961			859,961
Money Market Funds	262006208	Dreyfus Government Cash Management	14,948,556	53,082			53,082
Money Market Funds	85749T517	State Street Institutional U.S. Govt MMF	33,285,922	835,968			835,968
Money Market Funds	61747C319	Morgan Stanley Institutional Liquidity Fund	18,527,572	67,233			67,233
<b>Subtotals</b>			<b>\$ 1,378,046,452</b>	<b>\$ 5,059,480</b>	<b>\$ -</b>	<b>\$ -</b>	<b>\$ 5,059,480</b>
Supranationals	45818WDG8	IADB 0.820 02/27/2026	\$ 19,500,000	\$ 13,325	\$ (1,071)		\$ 12,254
Supranationals	4581XODN5	IADB 0.625 07/15/2025		7,024	3,944		10,969
Supranationals	45950VRU2	IFC 4.023 01/26/2026	100,000,000	335,250			335,250
Supranationals	4581XOEN4	IADB 4.125 02/15/2029	25,000,000	85,938	6,469		92,407
Supranationals	459058KJ1	IBRD 3.125 06/15/2027	12,323,000	32,091	11,335		43,426
Supranationals	4581XOEN4	IADB 4.125 02/15/2029	50,000,000	171,875	3,204		175,079
<b>Subtotals</b>			<b>\$ 206,823,000</b>	<b>\$ 645,503</b>	<b>\$ 23,881</b>	<b>\$ -</b>	<b>\$ 669,384</b>
Secured Bank Deposit	0660P0999	Bank of America TTX INV Deposit Acct	\$ 359,756,956	\$ 1,324,237			\$ 1,324,237
<b>Subtotals</b>			<b>\$ 359,756,956</b>	<b>\$ 1,324,237</b>	<b>\$ -</b>	<b>\$ -</b>	<b>\$ 1,324,237</b>
<b>Grand Totals</b>			<b>\$17,154,550,408</b>	<b>\$ 48,625,577</b>	<b>\$ 6,742,293</b>	<b>\$ -</b>	<b>\$ 55,367,870</b>



## Investment Transactions Pooled Fund

For month ended July 31, 2025										
Accounting ID	Transaction Type	Cusip	Description	Price	Settlement Date	Posted Date	Par Value	Principal	Accrued Interest	Total
58732	Buy	3133ETNU7	FFCB 3.750 07/03/2028	99.65900	07/07/2025	07/07/2025	50,000,000.00	49,829,500.00	20,833.33	49,850,333.33
58733	Buy	3133ETNU7	FFCB 3.750 07/03/2028	99.66300	07/07/2025	07/07/2025	22,500,000.00	22,424,175.00	9,375.00	22,433,550.00
58734	Buy	PPGZ3O8Q	BKSANF 4.330 01/05/2026	100.00000	07/07/2025	07/07/2025	10,000,000.00	10,000,000.00	0.00	10,000,000.00
58736	Buy	62479MCQ4	MUFGBK 0.000 03/24/2026	96.93056	07/07/2025	07/07/2025	100,000,000.00	96,930,555.56	0.00	96,930,555.56
58735	Buy	91282CKV2	T 4.625 06/15/2027	101.33594	07/08/2025	07/08/2025	50,000,000.00	50,667,968.75	145,321.04	50,813,289.79
58737	Buy	3133ETLM7	FFCB 4.000 06/17/2030	100.08600	07/08/2025	07/08/2025	41,000,000.00	41,035,260.00	95,666.67	41,130,926.67
58738	Buy	3133ETLM7	FFCB 4.000 06/17/2030	100.08600	07/08/2025	07/08/2025	15,000,000.00	15,012,900.00	35,000.00	15,047,900.00
58739	Buy	3133ETLM7	FFCB 4.000 06/17/2030	100.07800	07/08/2025	07/08/2025	10,070,000.00	10,077,854.60	23,496.67	10,101,351.27
58740	Buy	3133ETNU7	FFCB 3.750 07/03/2028	99.61600	07/08/2025	07/08/2025	25,000,000.00	24,904,000.00	13,020.83	24,917,020.83
58742	Buy	3133ETKQ9	FFCB 4.000 06/10/2030	99.99100	07/09/2025	07/09/2025	15,000,000.00	14,998,650.00	48,333.33	15,046,983.33
58743	Buy	3133ETKQ9	FFCB 4.000 06/10/2030	99.96000	07/09/2025	07/09/2025	9,750,000.00	9,746,100.00	31,416.67	9,777,516.67
58744	Buy	91282CKV2	T 4.625 06/15/2027	101.30859	07/09/2025	07/09/2025	50,000,000.00	50,654,296.88	151,639.34	50,805,936.22
58745	Buy	3133ETLM7	FFCB 4.000 06/17/2030	99.96000	07/09/2025	07/09/2025	16,944,000.00	16,937,222.40	41,418.67	16,978,641.07
58746	Buy	3130AWGS3	FHLB 4.125 06/14/2030	100.51500	07/09/2025	07/09/2025	12,515,000.00	12,579,452.25	35,850.26	12,615,302.51
58747	Buy	78015JQJ1	RY 4.330 04/07/2026	100.00000	07/09/2025	07/09/2025	50,000,000.00	50,000,000.00	0.00	50,000,000.00
58748	Buy	14912DUU1	CATFIN 0.000 07/28/2025	99.79600	07/11/2025	07/11/2025	100,000,000.00	99,796,000.00	0.00	99,796,000.00
58741	Buy	PPGUCT9Z3	BRIDGE 4.330 01/12/2026	100.00000	07/14/2025	07/14/2025	10,000,000.00	10,000,000.00	0.00	10,000,000.00
58749	Buy	3133ETPF8	FFCB 3.750 07/08/2030	98.88100	07/14/2025	07/14/2025	20,000,000.00	19,776,200.00	12,500.00	19,788,700.00
58750	Buy	03785DUP9	APPINC 0.000 07/23/2025	99.97611	07/21/2025	07/21/2025	34,000,000.00	33,991,877.78	0.00	33,991,877.78
58753	Buy	313385JN7	FHDN 0.000 07/24/2025	99.98831	07/23/2025	07/23/2025	100,000,000.00	99,988,305.56	0.00	99,988,305.56
58751	Buy	912797RP4	B 0.000 11/18/2025	98.62493	07/24/2025	07/24/2025	100,000,000.00	98,624,925.00	0.00	98,624,925.00
58752	Buy	06418NHV7	BNSHOU 4.270 07/01/2026	100.00000	07/24/2025	07/24/2025	100,000,000.00	100,000,000.00	0.00	100,000,000.00
58754	Buy	14912DUV9	CATFIN 0.000 07/29/2025	99.94028	07/24/2025	07/24/2025	52,400,000.00	52,368,705.56	0.00	52,368,705.56
58755	Buy	91282CKV2	T 4.625 06/15/2027	101.26563	07/25/2025	07/25/2025	50,000,000.00	50,632,812.50	252,732.24	50,885,544.74
58756	Buy	91282CEW7	T 3.250 06/30/2027	98.79688	07/25/2025	07/25/2025	50,000,000.00	49,398,437.50	110,394.02	49,508,831.52
58757	Buy	62479MD67	MUFGBK 0.000 04/06/2026	97.01100	07/28/2025	07/28/2025	110,000,000.00	106,712,100.00	0.00	106,712,100.00
58758	Buy	14912DVE6	CATFIN 0.000 08/14/2025	99.80756	07/29/2025	07/29/2025	80,000,000.00	79,846,044.44	0.00	79,846,044.44
58759	Buy	3130B1BC0	FHLB 4.625 06/08/2029	102.45600	07/31/2025	07/31/2025	9,705,000.00	9,943,354.80	66,081.61	10,009,436.41
Activity Total							1,293,884,000.00	1,286,876,698.58	1,093,079.68	1,287,969,778.26

## Investment Transactions Pooled Fund

Accounting ID	Transaction Type	Cusip	Description	Price	Settlement Date	Posted Date	Par Value	Principal	Accrued Interest	Total
58241	Maturity	78015JVF1	RY 4.610 07/01/2025	100.00000	07/01/2025	07/01/2025	50,000,000.00	50,000,000.00	0.00	50,000,000.00
58544	Maturity	89115DQB5	TDNY 4.450 07/01/2025	100.00000	07/01/2025	07/01/2025	35,000,000.00	35,000,000.00	0.00	35,000,000.00
58456	Maturity	06367DN84	BMOCHG 4.580 07/02/2025	100.00000	07/02/2025	07/02/2025	50,000,000.00	50,000,000.00	0.00	50,000,000.00
58457	Maturity	13606DCT7	CIBCNY 4.580 07/02/2025	100.00000	07/02/2025	07/02/2025	50,000,000.00	50,000,000.00	0.00	50,000,000.00
58545	Maturity	89115DQF6	TDNY 4.450 07/03/2025	100.00000	07/03/2025	07/03/2025	20,000,000.00	20,000,000.00	0.00	20,000,000.00
58600	Maturity	PPGR8L735	BKSANF 4.330 07/07/2025	100.00000	07/07/2025	07/07/2025	10,000,000.00	10,000,000.00	0.00	10,000,000.00
58078	Full Call	3134H16K4	FHLMC 5.380 07/09/2029	100.00000	07/09/2025	07/09/2025	25,000,000.00	25,000,000.00	0.00	25,000,000.00
58079	Full Call	3134H16K4	FHLMC 5.380 07/09/2029	100.00000	07/09/2025	07/09/2025	65,000,000.00	65,000,000.00	0.00	65,000,000.00
58080	Full Call	3134H16K4	FHLMC 5.380 07/09/2029	100.00000	07/09/2025	07/09/2025	25,000,000.00	25,000,000.00	0.00	25,000,000.00
58621	Maturity	19121AAU7	KOPP 0.000 07/10/2025	100.00000	07/10/2025	07/10/2025	50,000,000.00	50,000,000.00	0.00	50,000,000.00
58485	Maturity	78015JAG2	RY 4.430 07/14/2025	100.00000	07/14/2025	07/14/2025	72,000,000.00	72,000,000.00	0.00	72,000,000.00
58100	Maturity	78015JTB3	RY 5.090 07/14/2025	100.00000	07/14/2025	07/14/2025	50,000,000.00	50,000,000.00	0.00	50,000,000.00
58517	Maturity	PPGR18NT6	BRIDGE 4.300 07/14/2025	100.00000	07/14/2025	07/14/2025	10,000,000.00	10,000,000.00	0.00	10,000,000.00
47193	Maturity	4581X0DN5	IADB 0.625 07/15/2025	100.00000	07/15/2025	07/15/2025	28,900,000.00	28,900,000.00	0.00	28,900,000.00
58578	Maturity	62479LUF0	MUFGBK 0.000 07/15/2025	100.00000	07/15/2025	07/15/2025	15,000,000.00	15,000,000.00	0.00	15,000,000.00
58591	Maturity	62479LUG8	MUFGBK 0.000 07/16/2025	100.00000	07/16/2025	07/16/2025	20,000,000.00	20,000,000.00	0.00	20,000,000.00
58625	Maturity	912797PE1	B 0.000 07/17/2025	100.00000	07/17/2025	07/17/2025	100,000,000.00	100,000,000.00	0.00	100,000,000.00
58579	Maturity	62479LUJ2	MUFGBK 0.000 07/18/2025	100.00000	07/18/2025	07/18/2025	15,000,000.00	15,000,000.00	0.00	15,000,000.00
58750	Maturity	03785DUP9	APPINC 0.000 07/23/2025	100.00000	07/23/2025	07/23/2025	34,000,000.00	34,000,000.00	0.00	34,000,000.00
58490	Maturity	13606DDU3	CIBCNY 4.500 07/23/2025	100.00000	07/23/2025	07/23/2025	75,000,000.00	75,000,000.00	0.00	75,000,000.00
58753	Maturity	313385JN7	FHDN 0.000 07/24/2025	100.00000	07/24/2025	07/24/2025	100,000,000.00	100,000,000.00	0.00	100,000,000.00
58639	Maturity	912797PF8	B 0.000 07/24/2025	100.00000	07/24/2025	07/24/2025	100,000,000.00	100,000,000.00	0.00	100,000,000.00
58748	Maturity	14912DUU1	CATFIN 0.000 07/28/2025	100.00000	07/28/2025	07/28/2025	100,000,000.00	100,000,000.00	0.00	100,000,000.00
58443	Maturity	78015J2U0	RY 4.530 07/28/2025	100.00000	07/28/2025	07/28/2025	115,000,000.00	115,000,000.00	0.00	115,000,000.00
58754	Maturity	14912DUV9	CATFIN 0.000 07/29/2025	100.00000	07/29/2025	07/29/2025	52,400,000.00	52,400,000.00	0.00	52,400,000.00
58516	Maturity	06367DNQ4	BMOCHG 4.450 07/30/2025	100.00000	07/30/2025	07/30/2025	50,000,000.00	50,000,000.00	0.00	50,000,000.00
47110	Maturity	91282CAB7	T 0.250 07/31/2025	100.00000	07/31/2025	07/31/2025	50,000,000.00	50,000,000.00	0.00	50,000,000.00
47114	Maturity	91282CAB7	T 0.250 07/31/2025	100.00000	07/31/2025	07/31/2025	50,000,000.00	50,000,000.00	0.00	50,000,000.00
			Activity Total				1,417,300,000.00	1,417,300,000.00	0.00	1,417,300,000.00

## Interest Received Pooled Fund

For month ended July 31, 2025							
Accounting ID	Transaction Type	Cusip	Description	Date Posted	Interest Received	Purchased Interest Adjustment	Net Interest
58394	Interest Income	3133ERVR9	FFCB 3.500 07/01/2027	07/01/2025	962,500.00		962,500.00
58544	Interest Income	89115DQB5	TDNY 4.450 07/01/2025	07/01/2025	610,020.85		610,020.85
58241	Interest Income	78015JVF1	RY 4.610 07/01/2025	07/01/2025	2,048,888.90		2,048,888.90
58395	Interest Income	3130B2XR1	FHLB 4.010 07/02/2029	07/02/2025	1,954,875.00		1,954,875.00
58396	Interest Income	3130B2XR1	FHLB 4.010 07/02/2029	07/02/2025	751,875.00		751,875.00
58397	Interest Income	3130B2XR1	FHLB 4.010 07/02/2029	07/02/2025	751,875.00		751,875.00
58456	Interest Income	06367DN84	BMOCHG 4.580 07/02/2025	07/02/2025	1,342,194.45		1,342,194.45
58457	Interest Income	13606DCT7	CIBCNY 4.580 07/02/2025	07/02/2025	1,342,194.45		1,342,194.45
58545	Interest Income	89115DQF6	TDNY 4.450 07/03/2025	07/03/2025	353,527.78		353,527.78
58414	Interest Income	3133ERWR8	FFCB 3.500 01/07/2027	07/07/2025	218,750.00		218,750.00
58600	Interest Income	PPGR8L735	BKSANF 4.330 07/07/2025	07/07/2025	109,452.78		109,452.78
58515	Interest Income	89236TMY8	TOYOTA 4.600 01/08/2027	07/08/2025	914,888.88		914,888.88
57735	Interest Income	3133EPVP7	FFCB 4.750 07/08/2026	07/08/2025	451,250.00		451,250.00
57736	Interest Income	3133EPVP7	FFCB 4.750 07/08/2026	07/08/2025	237,500.00		237,500.00
57737	Interest Income	3133EPVP7	FFCB 4.750 07/08/2026	07/08/2025	498,750.00		498,750.00
58063	Interest Income	3133ERKM2	FFCB 4.500 07/08/2027	07/08/2025	562,500.00		562,500.00
58072	Interest Income	3133ERKM2	FFCB 4.500 07/08/2027	07/08/2025	562,500.00		562,500.00
58078	Interest Income	3134H16K4	FHLMC 5.380 07/09/2029	07/09/2025	672,500.00		672,500.00
58079	Interest Income	3134H16K4	FHLMC 5.380 07/09/2029	07/09/2025	1,748,500.00		1,748,500.00
58080	Interest Income	3134H16K4	FHLMC 5.380 07/09/2029	07/09/2025	672,500.00		672,500.00
58485	Interest Income	78015JAG2	RY 4.430 07/14/2025	07/14/2025	1,896,040.01		1,896,040.01
58517	Interest Income	PPGR18NT6	BRIDGE 4.300 07/14/2025	07/14/2025	216,335.06		216,335.06
58518	Interest Income	3133ERT84	FFCB 4.250 01/14/2028	07/14/2025	632,187.50		632,187.50
47125	Interest Income	3130ANNM8	FHLB 1.050 07/13/2026	07/14/2025	131,250.00		131,250.00
47126	Interest Income	3130ANNM8	FHLB 1.050 07/13/2026	07/14/2025	131,250.00		131,250.00
47127	Interest Income	3130ANNM8	FHLB 1.050 07/13/2026	07/14/2025	131,250.00		131,250.00
47128	Interest Income	3130ANNM8	FHLB 1.050 07/13/2026	07/14/2025	131,250.00		131,250.00
47271	Interest Income	3130AQJ95	FHLB 1.645 12/14/2026	07/14/2025	205,625.00		205,625.00
47272	Interest Income	3130AQJ95	FHLB 1.645 12/14/2026	07/14/2025	205,625.00		205,625.00
47273	Interest Income	3130AQJ95	FHLB 1.645 12/14/2026	07/14/2025	205,625.00		205,625.00
47274	Interest Income	3130AQJ95	FHLB 1.645 12/14/2026	07/14/2025	205,625.00		205,625.00
57567	Interest Income	3133EN6A3	FFCB 4.000 01/13/2026	07/14/2025	600,000.00		600,000.00
57568	Interest Income	3133EN6A3	FFCB 4.000 01/13/2026	07/14/2025	400,000.00		400,000.00
58077	Interest Income	3133ERKX8	FFCB 4.250 07/12/2029	07/14/2025	425,000.00		425,000.00
58100	Interest Income	78015JTB3	RY 5.090 07/14/2025	07/14/2025	2,566,208.35		2,566,208.35
47193	Interest Income	4581X0DN5	IADB 0.625 07/15/2025	07/15/2025	90,312.50		90,312.50
57840	Interest Income	3130AYPN0	FHLB 4.125 01/15/2027	07/15/2025	247,500.00		247,500.00
57841	Interest Income	3130AYPN0	FHLB 4.125 01/15/2027	07/15/2025	515,625.00		515,625.00
57842	Interest Income	3130AYPN0	FHLB 4.125 01/15/2027	07/15/2025	605,343.75		605,343.75
57843	Interest Income	3130AYPN0	FHLB 4.125 01/15/2027	07/15/2025	1,031,250.00		1,031,250.00
58131	Interest Income	91324PFF4	UNH 4.750 07/15/2026	07/15/2025	356,250.00		356,250.00
58320	Interest Income	24422EXV6	DE 4.200 07/15/2027	07/16/2025	210,000.00		210,000.00
58583	Interest Income	3133ER4H1	FFCB 4.500 01/18/2030	07/18/2025	240,281.25	59,269.38	181,011.87
58584	Interest Income	3133ER4H1	FFCB 4.500 01/18/2030	07/18/2025	337,500.00	83,250.00	254,250.00
58490	Interest Income	13606DDU3	CIBCNY 4.500 07/23/2025	07/23/2025	2,081,250.00		2,081,250.00
58721	Interest Income	3133ETME4	FFCB 4.000 01/23/2030	07/23/2025	83,333.33		83,333.33
58722	Interest Income	3133ETME4	FFCB 4.000 01/23/2030	07/23/2025	48,166.67		48,166.67
58723	Interest Income	3133ETME4	FFCB 4.000 01/23/2030	07/23/2025	16,666.67		16,666.67

## Interest Received Pooled Fund

Accounting ID	Transaction Type	Cusip	Description	Date Posted	Interest Received	Purchased Interest Adjustment	Net Interest
58116	Interest Income	3133ERMB4	FFCB 4.250 07/23/2027	07/23/2025	212,500.00		212,500.00
58117	Interest Income	3133ERMB4	FFCB 4.250 07/23/2027	07/23/2025	318,750.00		318,750.00
57835	Interest Income	3133EPX91	FFCB 4.125 01/25/2027	07/25/2025	721,875.00		721,875.00
57836	Interest Income	3133EPX91	FFCB 4.125 01/25/2027	07/25/2025	1,031,250.00		1,031,250.00
57837	Interest Income	3133EPX91	FFCB 4.125 01/25/2027	07/25/2025	515,625.00		515,625.00
57838	Interest Income	3133EPX91	FFCB 4.125 01/25/2027	07/25/2025	206,250.00		206,250.00
57839	Interest Income	3133EPX91	FFCB 4.125 01/25/2027	07/25/2025	103,125.00		103,125.00
58443	Interest Income	78015J2U0	RY 4.530 07/28/2025	07/28/2025	3,704,533.30		3,704,533.30
58522	Interest Income	3133ERZ46	FFCB 4.250 01/28/2028	07/28/2025	1,062,500.00	17,708.33	1,044,791.67
58523	Interest Income	3133ERZ46	FFCB 4.250 01/28/2028	07/28/2025	998,750.00	16,645.83	982,104.17
47118	Interest Income	3130ANMP2	FHLB 1.070 07/27/2026	07/28/2025	133,750.00		133,750.00
47119	Interest Income	3130ANMP2	FHLB 1.070 07/27/2026	07/28/2025	133,750.00		133,750.00
47120	Interest Income	3130ANMP2	FHLB 1.070 07/27/2026	07/28/2025	133,750.00		133,750.00
47121	Interest Income	3130ANMP2	FHLB 1.070 07/27/2026	07/28/2025	133,750.00		133,750.00
58516	Interest Income	06367DNQ4	BMOCHG 4.450 07/30/2025	07/30/2025	1,260,833.35		1,260,833.35
57772	Interest Income	3133EPZY4	FFCB 5.000 07/30/2026	07/30/2025	625,000.00		625,000.00
57773	Interest Income	3133EPZY4	FFCB 5.000 07/30/2026	07/30/2025	75,000.00		75,000.00
57774	Interest Income	3133EPZY4	FFCB 5.000 07/30/2026	07/30/2025	240,375.00		240,375.00
57775	Interest Income	3133EPZY4	FFCB 5.000 07/30/2026	07/30/2025	400,000.00		400,000.00
58400	Interest Income	91282CLC3	T 4.000 07/31/2029	07/31/2025	1,000,000.00		1,000,000.00
58406	Interest Income	91282CLC3	T 4.000 07/31/2029	07/31/2025	1,300,000.00		1,300,000.00
58413	Interest Income	91282CJW2	T 4.000 01/31/2029	07/31/2025	1,300,000.00		1,300,000.00
58431	Interest Income	91282CLC3	T 4.000 07/31/2029	07/31/2025	1,000,000.00		1,000,000.00
47110	Interest Income	91282CAB7	T 0.250 07/31/2025	07/31/2025	62,500.00		62,500.00
58669	Interest Income	91282CJW2	T 4.000 01/31/2029	07/31/2025	1,200,000.00	676,243.09	523,756.91
47114	Interest Income	91282CAB7	T 0.250 07/31/2025	07/31/2025	62,500.00		62,500.00
Activity Total					48,650,159.83	853,116.63	47,797,043.20

## Money Market / Secured Bank Deposit Activity Pooled Fund

For month ended July 31, 2025				
Accounting ID	Description	Activity Date	Transaction Type	Transaction Amount
09248U718	BlackRock Liquidity Funds T-Fund	07/31/2025	Interest Received	50,919.42
	<b>Activity Total</b>			<b>50,919.42</b>
31607A703	Fidelity Govt Portfolio	07/31/2025	Interest Received	3,192,316.39
	<b>Activity Total</b>			<b>3,192,316.39</b>
608919718	Federated Hermes Govt Obligations	07/01/2025	Withdrawal	(200,000,000.00)
608919718	Federated Hermes Govt Obligations	07/03/2025	Withdrawal	(37,000,000.00)
608919718	Federated Hermes Govt Obligations	07/07/2025	Withdrawal	(75,000,000.00)
608919718	Federated Hermes Govt Obligations	07/14/2025	Withdrawal	(30,000,000.00)
608919718	Federated Hermes Govt Obligations	07/17/2025	Deposit	65,000,000.00
608919718	Federated Hermes Govt Obligations	07/18/2025	Deposit	30,000,000.00
608919718	Federated Hermes Govt Obligations	07/21/2025	Deposit	15,000,000.00
608919718	Federated Hermes Govt Obligations	07/22/2025	Deposit	10,000,000.00
608919718	Federated Hermes Govt Obligations	07/24/2025	Withdrawal	(37,000,000.00)
608919718	Federated Hermes Govt Obligations	07/29/2025	Deposit	30,000,000.00
608919718	Federated Hermes Govt Obligations	07/31/2025	Deposit	135,000,000.00
608919718	Federated Hermes Govt Obligations	07/31/2025	Interest Received	859,961.10
	<b>Activity Total</b>			<b>(93,140,038.90)</b>
262006208	Dreyfus Government Cash Management	07/31/2025	Interest Received	53,082.02
	<b>Activity Total</b>			<b>53,082.02</b>
85749T517	State Street Institutional U.S. Govt	07/01/2025	Withdrawal	(200,000,000.00)
85749T517	State Street Institutional U.S. Govt	07/07/2025	Withdrawal	(150,000,000.00)
85749T517	State Street Institutional U.S. Govt	07/08/2025	Withdrawal	(150,000,000.00)
85749T517	State Street Institutional U.S. Govt	07/09/2025	Withdrawal	(55,000,000.00)
85749T517	State Street Institutional U.S. Govt	07/11/2025	Withdrawal	(140,000,000.00)
85749T517	State Street Institutional U.S. Govt	07/15/2025	Deposit	65,000,000.00
85749T517	State Street Institutional U.S. Govt	07/16/2025	Withdrawal	(35,000,000.00)
85749T517	State Street Institutional U.S. Govt	07/23/2025	Deposit	10,000,000.00
85749T517	State Street Institutional U.S. Govt	07/24/2025	Deposit	10,000,000.00
85749T517	State Street Institutional U.S. Govt	07/25/2025	Withdrawal	(80,000,000.00)
85749T517	State Street Institutional U.S. Govt	07/28/2025	Withdrawal	(50,000,000.00)
85749T517	State Street Institutional U.S. Govt	07/31/2025	Interest Received	835,968.07
	<b>Activity Total</b>			<b>(774,164,031.93)</b>
61747C319	Morgan Stanley Institutional Liquidity	07/01/2025	Withdrawal	(165,000,000.00)
61747C319	Morgan Stanley Institutional Liquidity	07/02/2025	Withdrawal	(10,000,000.00)
61747C319	Morgan Stanley Institutional Liquidity	07/31/2025	Interest Received	67,233.22
	<b>Activity Total</b>			<b>(174,932,766.78)</b>
0660P0999	Bank of America TTX INV Deposit Acct	07/31/2025	Interest Received	1,324,237.02
	<b>Activity Total</b>			<b>1,324,237.02</b>