



Treasurer & Tax Collector
CITY AND COUNTY OF SAN FRANCISCO

José Cisneros
TREASURER

Investment Report for the month of August 2025

September 15, 2025

The Honorable Daniel L. Lurie
Mayor of San Francisco
City Hall, Room 200
1 Dr. Carlton B. Goodlett Place
San Francisco, CA 94102-4638

The Honorable Board of Supervisors
City and County of San Francisco
City Hall, Room 244
1 Dr. Carlton B. Goodlett Place
San Francisco, CA 94102-4638

Colleagues,

In accordance with the provisions of California State Government Code, Section 53646, we forward this report detailing the City's pooled fund portfolio as of August 31, 2025. These investments provide sufficient liquidity to meet expenditure requirements for the next six months and are in compliance with our statement of investment policy and California Code.

This correspondence and its attachments show the investment activity for the month of August 2025 for the portfolios under the Treasurer's management. All pricing and valuation data is obtained from Interactive Data Corporation.

CCSF Pooled Fund Investment Earnings Statistics *

	Current Month		Prior Month	
	Fiscal YTD	August 2025	Fiscal YTD	July 2025
<i>(in \$ million)</i> Average Daily Balance	\$ 17,172	\$ 17,122	\$ 17,222	\$ 17,222
Net Earnings	110.61	55.25	55.36	55.36
Earned Income Return	3.79%	3.80%	3.79%	3.79%

CCSF Pooled Fund Statistics *

<i>(in \$ million)</i> Investment Type	% of Portfolio	Book Value	Market Value	Wtd. Avg. Coupon	Wtd. Avg. YTM	WAM
U.S. Treasuries	22.47%	\$ 3,903.0	\$ 3,901.5	2.65%	3.00%	717
Federal Agencies	38.66%	6,701.5	6,712.9	3.79%	3.84%	722
Public Time Deposits	0.35%	60.0	60.0	4.32%	4.32%	103
Negotiable CDs	18.81%	3,265.0	3,265.9	4.35%	4.35%	159
Commercial Paper	7.49%	1,301.5	1,301.3	0.00%	4.38%	113
Medium Term Notes	1.87%	324.1	324.6	2.11%	4.25%	289
Money Market Funds	7.09%	1,231.3	1,231.3	4.23%	4.23%	1
Supranationals	1.19%	206.2	207.3	3.71%	3.84%	583
Secured Bank Deposit	2.08%	361.1	361.1	4.35%	4.35%	1
Totals	100.0%	\$ 17,353.7	\$ 17,365.9	3.37%	3.84%	491

In the remainder of this report, we provide additional information and analytics at the security-level and portfolio-level, as recommended by the California Debt and Investment Advisory Commission.

Respectfully,

José Cisneros
Treasurer

cc: Treasury Oversight Committee: Aimee Brown, Kevin Kone, Brenda Kwee McNulty, Nancy Hom
Greg Wagner - Controller, Office of the Controller
Mark de la Rosa - Director of Audits, Office of the Controller
Mayor's Office of Public Policy and Finance
San Francisco County Transportation Authority
San Francisco Public Library
San Francisco Health Service System

Portfolio Summary

Pooled Fund

As of August 31, 2025

<i>(in \$ million)</i>							
Security Type	Par Value	Book Value	Market Value	Market/Book Price	Current % Allocation	Max. Policy Allocation	Compliant?
U.S. Treasuries	\$ 3,912.0	\$ 3,903.0	\$ 3,901.5	99.96	22.49%	100%	Yes
Federal Agencies	6,705.3	6,701.5	6,712.9	100.17	38.62%	100%	Yes
State & Local Government							
Agency Obligations	-	-	-	-	0.00%	20%	Yes
Public Time Deposits	60.0	60.0	60.0	100.00	0.35%	100%	Yes
Negotiable CDs	3,265.0	3,265.0	3,265.9	100.03	18.81%	30%	Yes
Bankers Acceptances	-	-	-	-	0.00%	40%	Yes
Commercial Paper	1,319.2	1,301.5	1,301.3	99.98	7.50%	25%	Yes
Medium Term Notes	324.6	324.1	324.6	100.14	1.87%	30%	Yes
Repurchase Agreements	-	-	-	-	0.00%	10%	Yes
Reverse Repurchase/ Securities Lending Agreements	-	-	-	-	0.00%	\$75mm	Yes
Money Market Funds - Government	1,231.3	1,231.3	1,231.3	100.00	7.10%	20%	Yes
LAIF	-	-	-	-	0.00%	\$50mm	Yes
Supranationals	206.8	206.2	207.3	100.56	1.19%	30%	Yes
Secured Bank Deposit	361.1	361.1	361.1	100.00	2.08%	N/A	Yes
TOTAL	\$ 17,385.3	\$ 17,353.7	\$ 17,365.9	100.07	100.00%	-	Yes

The City and County of San Francisco uses the following methodology to determine compliance: Compliance is pre-trade and calculated on a book value basis of the overall portfolio value. Cash balances are included in the City's compliance calculations.

Please note the information in this report does not include cash balances. Due to fluctuations in the market value of the securities held in the Pooled Fund and changes in the City's cash position, the allocation limits may be exceeded on a post-trade compliance basis. In these instances, no compliance violation has occurred, as the policy limits were not exceeded prior to trade execution. The full Investment Policy can be found at <https://sftreasurer.org/banking-investments/investments>

Totals may not add due to rounding.

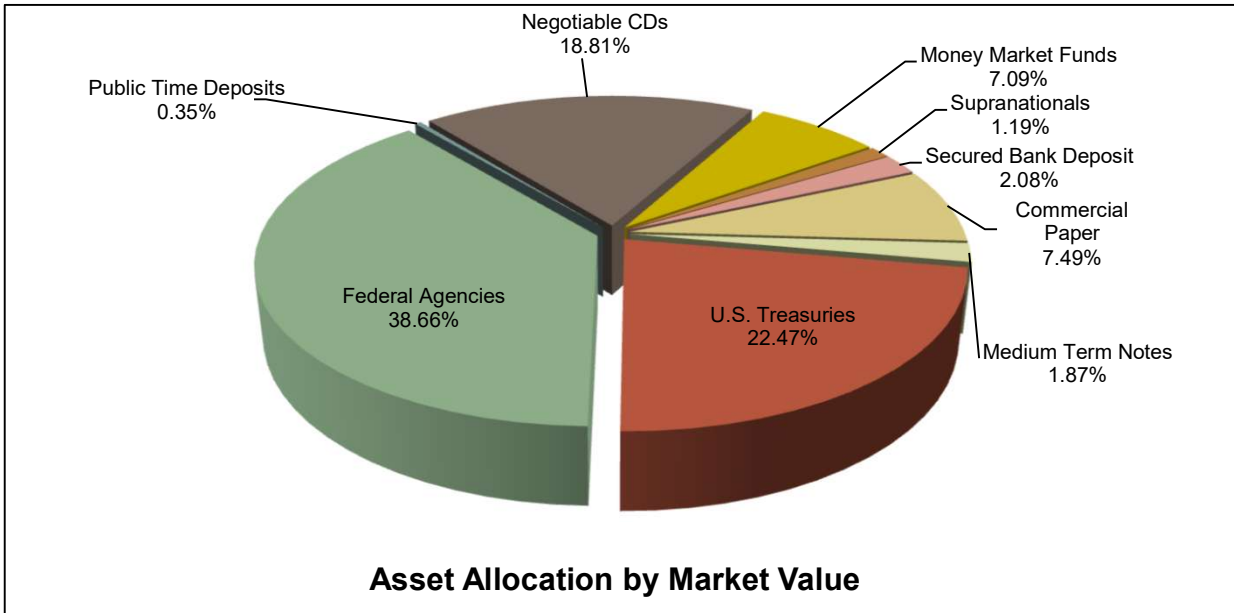
City and County of San Francisco

Pooled Fund Portfolio Statistics

For the month ended August 31, 2025

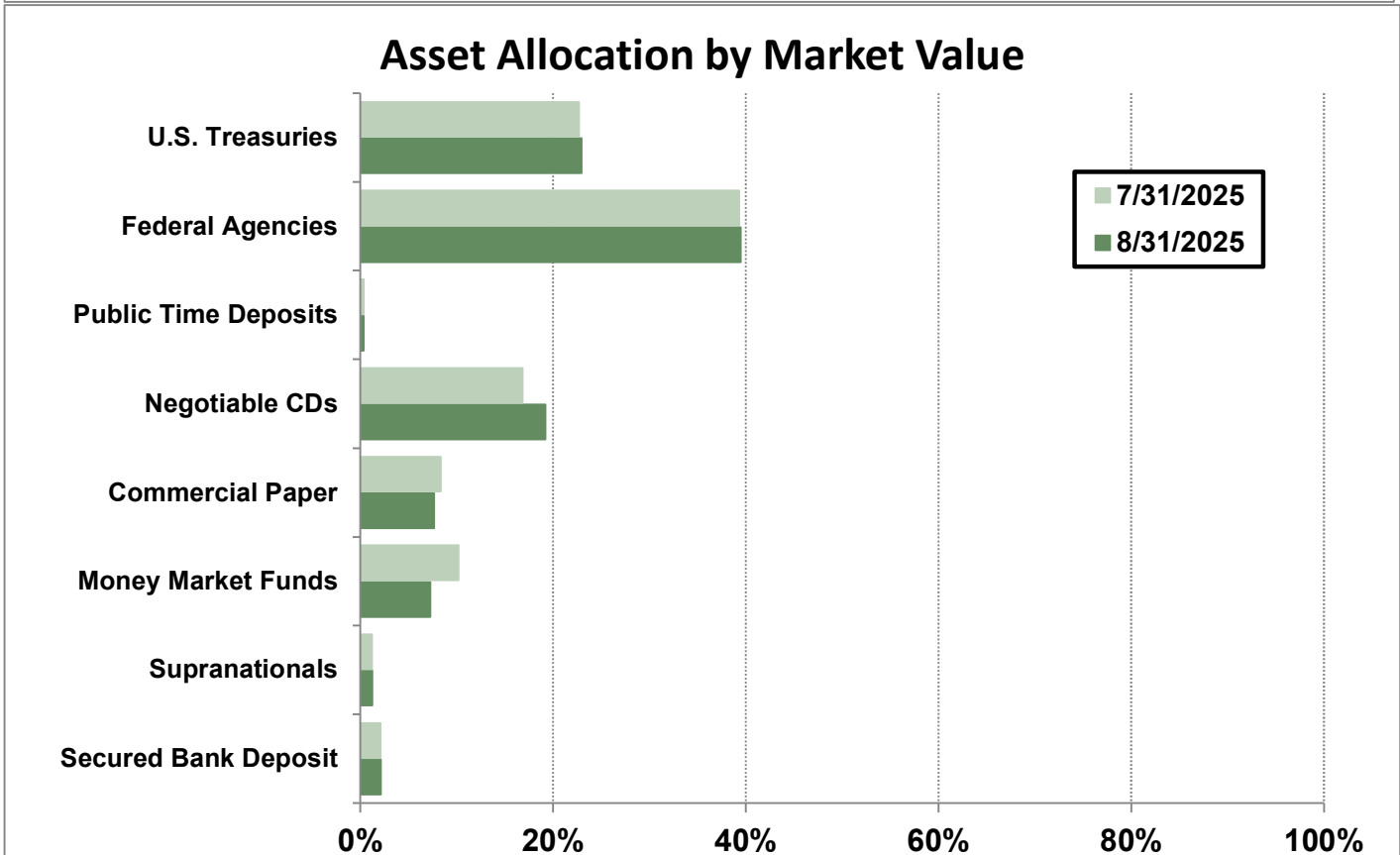
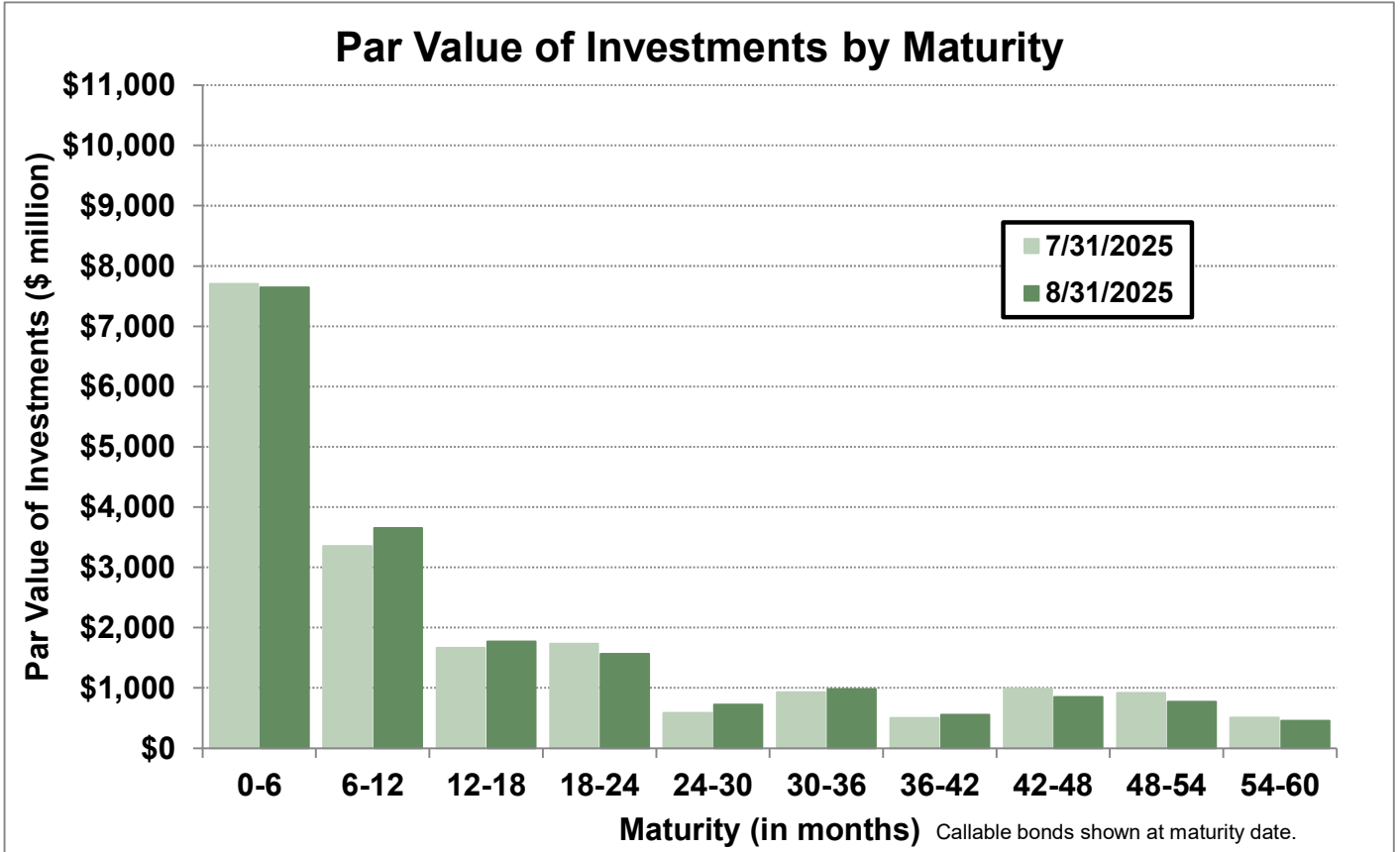
Average Daily Balance	\$17,121,919,420
Net Earnings	\$55,249,209
Earned Income Return	3.80%
Weighted Average Maturity	491 days

Investment Type	(\$ million)	Par Value	Book Value	Market Value
U.S. Treasuries	\$ 3,912.0	\$ 3,903.0	\$ 3,901.5	\$ 3,901.5
Federal Agencies	6,705.3	6,701.5	6,712.9	6,712.9
Public Time Deposits	60.0	60.0	60.0	60.0
Negotiable CDs	3,265.0	3,265.0	3,265.9	3,265.9
Commercial Paper	1,319.2	1,301.5	1,301.3	1,301.3
Medium Term Notes	324.6	324.1	324.6	324.6
Money Market Funds	1,231.3	1,231.3	1,231.3	1,231.3
Supranationals	206.8	206.2	207.3	207.3
Secured Bank Deposit	361.1	361.1	361.1	361.1
Total	\$ 17,385.3	\$ 17,353.7	\$ 17,365.9	\$ 17,365.9

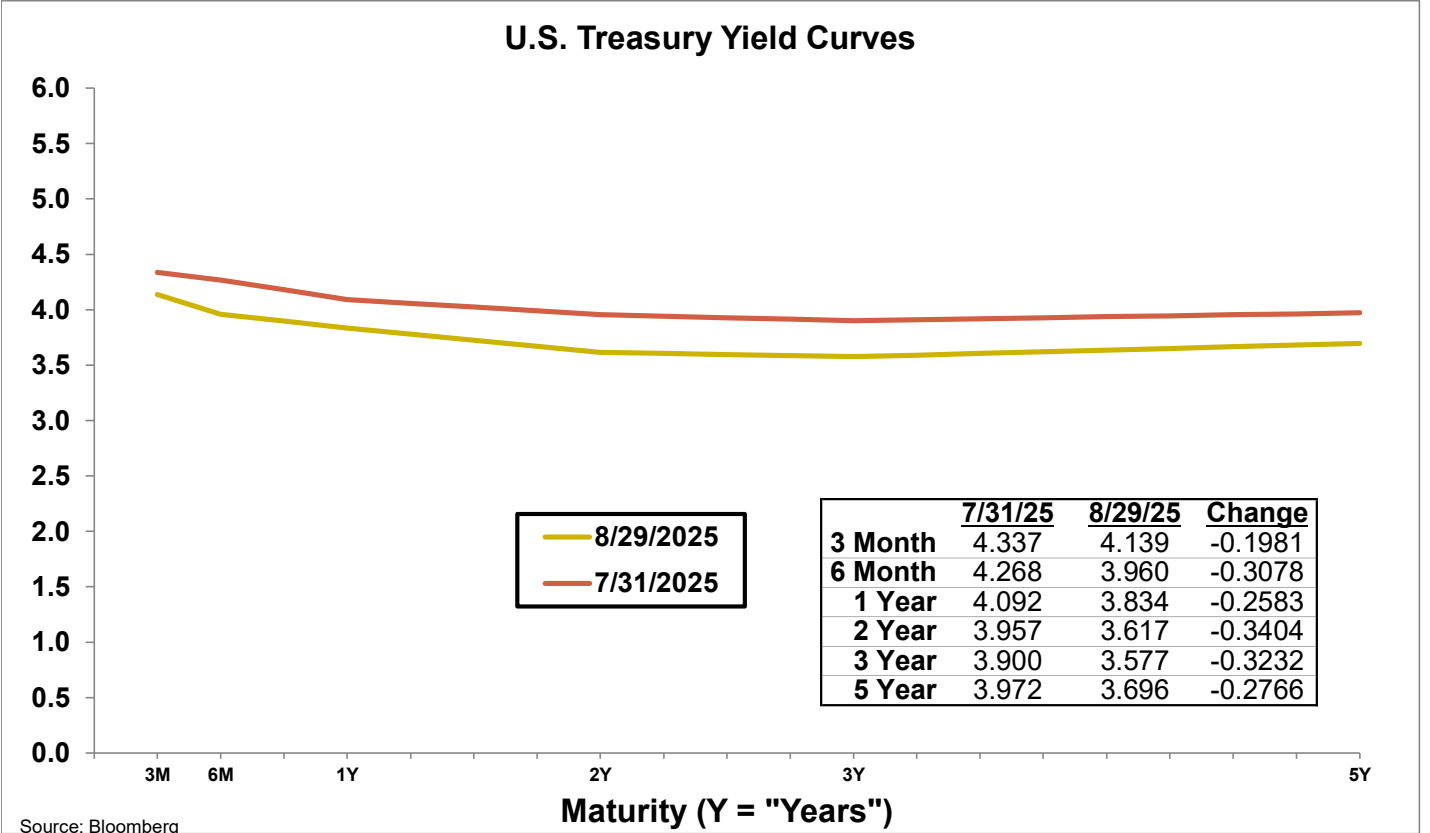
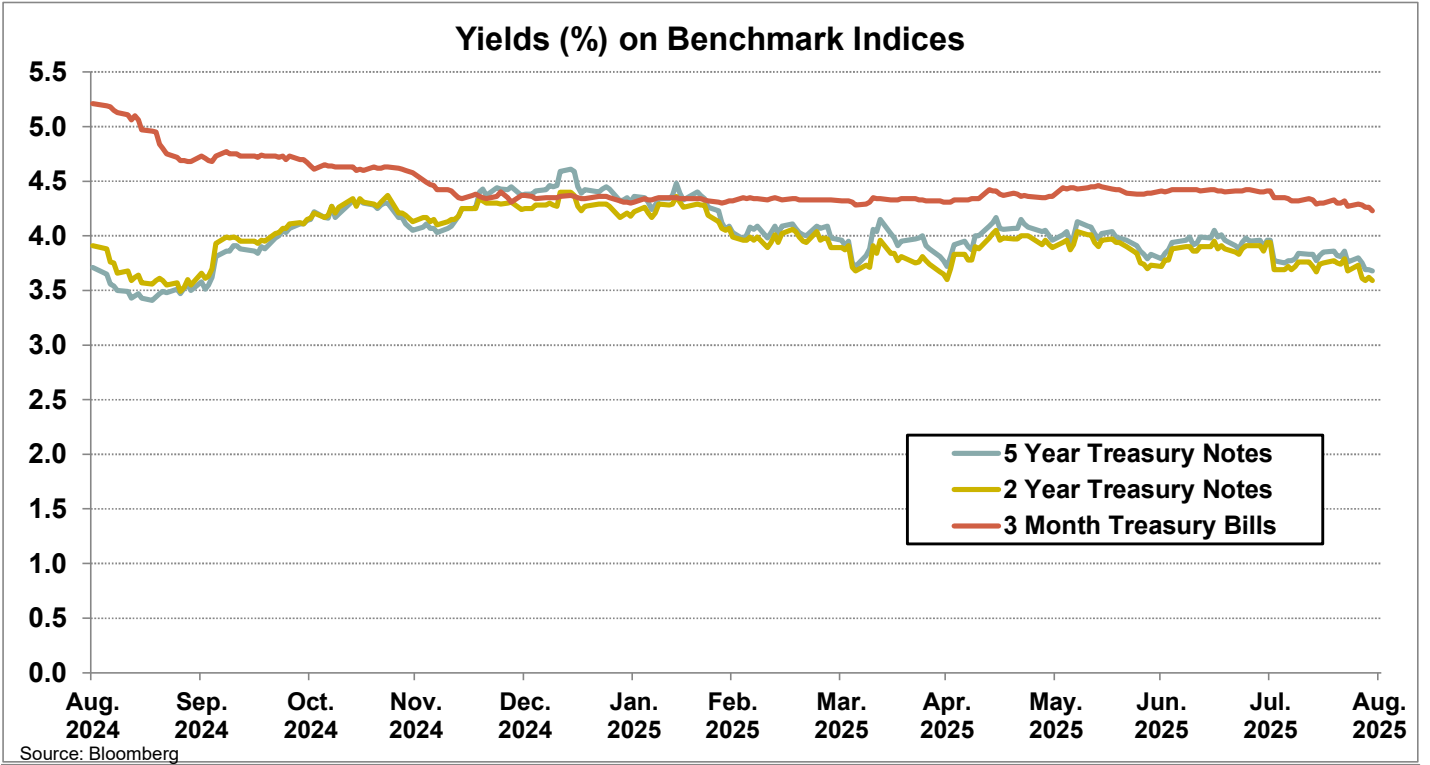


Portfolio Analysis

Pooled Fund



Yield Curves



Investment Inventory

Pooled Fund

As of August 31, 2025

Type of Investment	CUSIP	Issuer Name	Maturity		Coupon	Par Value	Original Cost	Amortized	
			Settle Date	Date				Book Value	Market Value
U.S. Treasuries	912797QM2	U.S. Treasury Bill	5/6/2025	9/2/2025	0.00	\$ 100,000,000	\$ 98,614,972	\$ 99,988,361	\$ 99,953,870
U.S. Treasuries	91282CFK2	U.S. Treasury Note	10/7/2022	9/15/2025	3.50	50,000,000	48,968,750	49,986,557	49,984,375
U.S. Treasuries	91282CAM3	U.S. Treasury Note	5/12/2021	9/30/2025	0.25	50,000,000	49,109,375	49,983,878	49,847,655
U.S. Treasuries	91282CAM3	U.S. Treasury Note	7/26/2021	9/30/2025	0.25	50,000,000	49,281,250	49,986,350	49,847,655
U.S. Treasuries	91282CAT8	U.S. Treasury Note	2/25/2021	10/31/2025	0.25	50,000,000	49,298,828	49,975,383	49,685,545
U.S. Treasuries	91282CAT8	U.S. Treasury Note	3/2/2021	10/31/2025	0.25	50,000,000	49,078,125	49,967,540	49,685,545
U.S. Treasuries	91282CAT8	U.S. Treasury Note	3/4/2021	10/31/2025	0.25	50,000,000	49,048,828	49,966,469	49,685,545
U.S. Treasuries	912797RP4	U.S. Treasury Bill	7/24/2025	11/18/2025	0.00	100,000,000	98,624,925	99,083,283	99,117,130
U.S. Treasuries	91282CBC4	U.S. Treasury Note	2/25/2021	12/31/2025	0.38	50,000,000	49,455,078	49,962,748	49,384,765
U.S. Treasuries	91282CBC4	U.S. Treasury Note	2/26/2021	12/31/2025	0.38	50,000,000	49,271,484	49,950,169	49,384,765
U.S. Treasuries	91282CBW0	U.S. Treasury Note	6/28/2021	4/30/2026	0.75	50,000,000	49,662,109	49,953,915	48,962,890
U.S. Treasuries	91282CBW0	U.S. Treasury Note	7/2/2021	4/30/2026	0.75	50,000,000	49,730,469	49,963,155	48,962,890
U.S. Treasuries	912828R36	U.S. Treasury Note	7/23/2021	5/15/2026	1.63	50,000,000	52,203,125	50,321,002	49,207,030
U.S. Treasuries	912828R36	U.S. Treasury Note	8/27/2021	5/15/2026	1.63	50,000,000	51,890,625	50,000,069	49,207,030
U.S. Treasuries	91282CCJ8	U.S. Treasury Note	7/2/2021	6/30/2026	0.88	50,000,000	49,931,641	49,988,682	48,773,440
U.S. Treasuries	91282CCJ8	U.S. Treasury Note	7/14/2021	6/30/2026	0.88	50,000,000	50,070,313	50,011,719	48,773,440
U.S. Treasuries	91282CCJ8	U.S. Treasury Note	7/22/2021	6/30/2026	0.88	50,000,000	50,345,703	50,057,873	48,773,440
U.S. Treasuries	91282CCJ8	U.S. Treasury Note	7/22/2021	6/30/2026	0.88	50,000,000	50,328,125	50,054,930	48,773,440
U.S. Treasuries	91282CCJ8	U.S. Treasury Note	8/6/2021	6/30/2026	0.88	50,000,000	50,406,250	50,068,579	48,773,440
U.S. Treasuries	91282CCJ8	U.S. Treasury Note	8/10/2021	6/30/2026	0.88	50,000,000	50,240,234	50,040,645	48,773,440
U.S. Treasuries	91282CCJ8	U.S. Treasury Note	9/24/2021	6/30/2026	0.88	50,000,000	49,937,500	49,989,152	48,773,440
U.S. Treasuries	91282CCJ8	U.S. Treasury Note	10/14/2021	6/30/2026	0.88	50,000,000	49,593,750	49,928,670	48,773,440
U.S. Treasuries	91282CCJ8	U.S. Treasury Note	1/4/2022	6/30/2026	0.88	50,000,000	49,027,344	49,820,670	48,773,440
U.S. Treasuries	91282CCW9	U.S. Treasury Note	9/28/2021	8/31/2026	0.75	50,000,000	49,449,219	49,888,496	48,492,190
U.S. Treasuries	91282CCZ2	U.S. Treasury Note	10/8/2021	9/30/2026	0.88	50,000,000	49,689,453	49,932,698	48,447,265
U.S. Treasuries	91282CCZ2	U.S. Treasury Note	10/8/2021	9/30/2026	0.88	50,000,000	49,671,875	49,928,888	48,447,265
U.S. Treasuries	91282CCZ2	U.S. Treasury Note	10/19/2021	9/30/2026	0.88	50,000,000	49,318,359	49,851,374	48,447,265
U.S. Treasuries	91282CDK4	U.S. Treasury Note	12/3/2021	11/30/2026	1.25	50,000,000	50,072,266	50,018,037	48,470,705
U.S. Treasuries	91282CDK4	U.S. Treasury Note	12/7/2021	11/30/2026	1.25	50,000,000	50,117,188	50,029,313	48,470,705
U.S. Treasuries	91282CDK4	U.S. Treasury Note	3/29/2022	11/30/2026	1.25	50,000,000	47,078,125	49,221,176	48,470,705
U.S. Treasuries	91282CDQ1	U.S. Treasury Note	3/29/2022	12/31/2026	1.25	50,000,000	47,107,422	49,191,143	48,382,815
U.S. Treasuries	91282CEF4	U.S. Treasury Note	4/6/2022	3/31/2027	2.50	25,000,000	24,757,813	24,923,352	24,542,970
U.S. Treasuries	91282CKV2	U.S. Treasury Note	6/26/2024	6/15/2027	4.63	50,000,000	50,199,219	50,119,825	50,805,650
U.S. Treasuries	91282CKV2	U.S. Treasury Note	7/9/2024	6/15/2027	4.63	50,000,000	50,292,969	50,178,353	50,805,650
U.S. Treasuries	91282CKV2	U.S. Treasury Note	10/8/2024	6/15/2027	4.63	50,000,000	50,906,250	50,602,934	50,805,650
U.S. Treasuries	91282CKV2	U.S. Treasury Note	5/15/2025	6/15/2027	4.63	50,000,000	50,603,516	50,517,073	50,805,650
U.S. Treasuries	91282CKV2	U.S. Treasury Note	7/8/2025	6/15/2027	4.63	50,000,000	50,667,969	50,616,005	50,805,650
U.S. Treasuries	91282CKV2	U.S. Treasury Note	7/9/2025	6/15/2027	4.63	50,000,000	50,654,297	50,604,252	50,805,650
U.S. Treasuries	91282CKV2	U.S. Treasury Note	7/25/2025	6/15/2027	4.63	50,000,000	50,632,813	50,597,962	50,805,650
U.S. Treasuries	91282CEW7	U.S. Treasury Note	3/21/2024	6/30/2027	3.25	50,000,000	48,203,125	48,997,897	49,652,345
U.S. Treasuries	91282CEW7	U.S. Treasury Note	4/3/2024	6/30/2027	3.25	50,000,000	48,113,281	48,936,229	49,652,345
U.S. Treasuries	91282CEW7	U.S. Treasury Note	9/26/2024	6/30/2027	3.25	50,000,000	49,683,594	49,790,424	49,652,345
U.S. Treasuries	91282CEW7	U.S. Treasury Note	7/25/2025	6/30/2027	3.25	50,000,000	49,398,438	49,430,862	49,652,345
U.S. Treasuries	91282CLL3	U.S. Treasury Note	10/1/2024	9/15/2027	3.38	50,000,000	49,785,156	49,851,859	49,769,530
U.S. Treasuries	91282CLX7	U.S. Treasury Note	2/12/2025	11/15/2027	4.13	61,000,000	60,692,617	60,754,033	61,655,274
U.S. Treasuries	91282CMB4	U.S. Treasury Note	12/16/2024	12/15/2027	4.00	50,000,000	49,718,750	49,785,335	50,426,800
U.S. Treasuries	91282CMB4	U.S. Treasury Note	12/16/2024	12/15/2027	4.00	50,000,000	49,712,891	49,780,863	50,426,800
U.S. Treasuries	9128284N7	U.S. Treasury Note	4/9/2024	5/15/2028	2.88	65,000,000	61,082,227	62,416,939	63,816,799
U.S. Treasuries	91282CND9	U.S. Treasury Note	5/15/2025	5/15/2028	3.75	70,000,000	69,485,938	69,537,062	70,289,842

Investment Inventory

Pooled Fund

Type of Investment	CUSIP	Issuer Name	Settle Date	Maturity		Coupon	Par Value	Original Cost	Amortized	
				Date	Date				Book Value	Market Value
U.S. Treasuries	91282CHK0	U.S. Treasury Note	1/5/2024	6/30/2028	4.00	50,000,000	49,974,609	49,983,987	50,558,595	
U.S. Treasuries	91282CHK0	U.S. Treasury Note	1/18/2024	6/30/2028	4.00	50,000,000	49,927,734	49,954,061	50,558,595	
U.S. Treasuries	91282CHK0	U.S. Treasury Note	1/18/2024	6/30/2028	4.00	50,000,000	49,904,297	49,939,162	50,558,595	
U.S. Treasuries	91282CHK0	U.S. Treasury Note	2/6/2024	6/30/2028	4.00	50,000,000	49,677,734	49,792,715	50,558,595	
U.S. Treasuries	91282CHK0	U.S. Treasury Note	2/27/2024	6/30/2028	4.00	50,000,000	49,298,828	49,543,022	50,558,595	
U.S. Treasuries	91282CHK0	U.S. Treasury Note	5/13/2024	6/30/2028	4.00	50,000,000	48,939,453	49,273,993	50,558,595	
U.S. Treasuries	91282CHX2	U.S. Treasury Note	12/12/2023	8/31/2028	4.38	50,000,000	50,115,234	50,073,191	51,105,470	
U.S. Treasuries	91282CHX2	U.S. Treasury Note	5/14/2025	8/31/2028	4.38	50,000,000	50,550,781	50,500,502	51,105,470	
U.S. Treasuries	91282CJW2	U.S. Treasury Note	5/13/2025	1/31/2029	4.00	60,000,000	59,927,344	59,933,278	60,747,654	
U.S. Treasuries	91282CJW2	U.S. Treasury Note	10/8/2024	1/31/2029	4.00	65,000,000	65,266,602	65,211,116	65,809,959	
U.S. Treasuries	9128286B1	U.S. Treasury Note	4/11/2024	2/15/2029	2.63	50,000,000	45,710,938	46,941,228	48,406,250	
U.S. Treasuries	91282CKD2	U.S. Treasury Note	4/8/2024	2/28/2029	4.25	50,000,000	49,773,438	49,838,224	51,037,110	
U.S. Treasuries	91282CKD2	U.S. Treasury Note	5/13/2025	2/28/2029	4.25	75,000,000	75,568,359	75,522,874	76,555,665	
U.S. Treasuries	91282CKP5	U.S. Treasury Note	10/24/2024	4/30/2029	4.63	50,000,000	51,171,875	50,950,150	51,703,125	
U.S. Treasuries	91282CKP5	U.S. Treasury Note	12/20/2024	4/30/2029	4.63	51,000,000	51,448,242	51,376,445	52,737,188	
U.S. Treasuries	91282CKT7	U.S. Treasury Note	10/23/2024	5/31/2029	4.50	50,000,000	51,039,063	50,845,590	51,509,765	
U.S. Treasuries	91282CLC3	U.S. Treasury Note	10/1/2024	7/31/2029	4.00	50,000,000	51,046,875	50,848,064	50,636,700	
U.S. Treasuries	91282CLC3	U.S. Treasury Note	10/24/2024	7/31/2029	4.00	50,000,000	49,888,672	49,908,623	50,636,700	
U.S. Treasuries	91282CLC3	U.S. Treasury Note	10/7/2024	7/31/2029	4.00	65,000,000	65,563,672	65,458,184	65,827,710	
U.S. Treasuries	91282CFJ5	U.S. Treasury Note	10/1/2024	8/31/2029	3.13	50,000,000	49,041,016	49,219,990	49,060,545	
U.S. Treasuries	91282CFJ5	U.S. Treasury Note	10/3/2024	8/31/2029	3.13	65,000,000	63,664,453	63,912,494	63,778,709	
U.S. Treasuries	91282CFT3	U.S. Treasury Note	5/30/2025	10/31/2029	4.00	60,000,000	59,988,281	59,988,963	60,806,250	
U.S. Treasuries	91282CLR0	U.S. Treasury Note	11/25/2024	10/31/2029	4.13	50,000,000	49,611,328	49,671,755	50,902,345	
U.S. Treasuries	91282CGQ8	U.S. Treasury Note	4/10/2025	2/28/2030	4.00	50,000,000	49,927,734	49,933,564	50,693,360	
U.S. Treasuries	91282CMZ1	U.S. Treasury Note	5/22/2025	4/30/2030	3.88	50,000,000	49,468,750	49,498,787	50,414,065	
Subtotals						2.65	\$ 3,912,000,000	\$ 3,887,708,882	\$ 3,902,953,142	\$ 3,901,509,118
Federal Agencies	3130B2KJ3	Federal Home Loan Bank	9/4/2024	9/4/2025	4.63	25,000,000	25,000,000	25,000,000	24,997,750	
Federal Agencies	3130B2KJ3	Federal Home Loan Bank	9/4/2024	9/4/2025	4.63	25,000,000	25,000,000	25,000,000	24,997,750	
Federal Agencies	3130B2KJ3	Federal Home Loan Bank	9/4/2024	9/4/2025	4.63	50,000,000	50,000,000	50,000,000	49,995,500	
Federal Agencies	3130A8ZQ9	Federal Home Loan Bank	11/2/2021	9/12/2025	1.75	10,295,000	10,575,333	10,297,187	10,284,190	
Federal Agencies	3133EPVY8	Federal Farm Credit Bank	9/15/2023	9/15/2025	5.00	8,230,000	8,224,074	8,229,887	8,231,481	
Federal Agencies	3133EPVY8	Federal Farm Credit Bank	9/15/2023	9/15/2025	5.00	15,000,000	14,981,850	14,999,652	15,002,700	
Federal Agencies	3133EPVY8	Federal Farm Credit Bank	9/15/2023	9/15/2025	5.00	20,000,000	19,975,800	19,999,537	20,003,600	
Federal Agencies	3137EAEX3	Freddie Mac	3/4/2021	9/23/2025	0.38	22,600,000	22,295,352	22,595,972	22,434,342	
Federal Agencies	3133EPDL6	Federal Farm Credit Bank	3/15/2023	10/1/2025	4.85	50,000,000	50,000,000	50,000,000	50,015,000	
Federal Agencies	3133EPYW9	Federal Farm Credit Bank	10/20/2023	10/20/2025	5.13	24,000,000	23,923,440	23,994,868	24,024,000	
Federal Agencies	3133EPYW9	Federal Farm Credit Bank	10/20/2023	10/20/2025	5.13	25,000,000	24,985,500	24,999,028	25,025,000	
Federal Agencies	3133EPYW9	Federal Farm Credit Bank	10/20/2023	10/20/2025	5.13	35,000,000	34,972,350	34,998,147	35,035,000	
Federal Agencies	3133EPYW9	Federal Farm Credit Bank	10/20/2023	10/20/2025	5.13	50,000,000	49,972,000	49,998,123	50,050,000	
Federal Agencies	3133ENEG1	Federal Farm Credit Bank	11/17/2021	11/17/2025	1.05	39,675,000	39,622,232	39,672,219	39,391,324	
Federal Agencies	3133ENEG1	Federal Farm Credit Bank	11/17/2021	11/17/2025	1.05	55,000,000	54,923,000	54,995,942	54,606,750	
Federal Agencies	3133ENHM5	Federal Farm Credit Bank	12/16/2021	12/16/2025	1.17	45,000,000	44,954,100	44,996,670	44,596,350	
Federal Agencies	3133ENHM5	Federal Farm Credit Bank	12/16/2021	12/16/2025	1.17	50,000,000	49,949,000	49,996,300	49,551,500	
Federal Agencies	3133EN5E6	Federal Farm Credit Bank	12/29/2022	12/29/2025	4.00	15,000,000	14,954,700	14,995,081	14,987,700	
Federal Agencies	3133EN5E6	Federal Farm Credit Bank	12/29/2022	12/29/2025	4.00	20,000,000	19,939,600	19,993,442	19,983,600	
Federal Agencies	3133EN5E6	Federal Farm Credit Bank	12/29/2022	12/29/2025	4.00	25,000,000	24,923,750	24,991,721	24,979,500	
Federal Agencies	3133EN6A3	Federal Farm Credit Bank	1/13/2023	1/13/2026	4.00	20,000,000	19,982,400	19,997,848	19,990,200	
Federal Agencies	3133EN6A3	Federal Farm Credit Bank	1/13/2023	1/13/2026	4.00	30,000,000	29,977,200	29,997,212	29,985,300	
Federal Agencies	3130AUTC8	Federal Home Loan Bank	2/9/2023	2/6/2026	4.01	21,100,000	20,985,427	21,083,438	21,083,542	

Investment Inventory

Pooled Fund

Type of Investment	CUSIP	Issuer Name	Maturity			Par Value	Original Cost	Amortized	
			Settle Date	Date	Coupon			Book Value	Market Value
Federal Agencies	3133EPJX4	Federal Farm Credit Bank	5/17/2023	2/17/2026	3.63	25,000,000	24,928,500	24,988,000	24,937,750
Federal Agencies	3133EPJX4	Federal Farm Credit Bank	5/17/2023	2/17/2026	3.63	30,000,000	29,905,500	29,984,141	29,925,300
Federal Agencies	3133EPBJ3	Federal Farm Credit Bank	2/23/2023	2/23/2026	4.38	25,000,000	24,953,500	24,992,575	25,029,000
Federal Agencies	3133EPBJ3	Federal Farm Credit Bank	2/23/2023	2/23/2026	4.38	28,000,000	27,954,080	27,992,668	28,032,480
Federal Agencies	3133EPBJ3	Federal Farm Credit Bank	2/23/2023	2/23/2026	4.38	50,000,000	49,918,000	49,986,907	50,058,000
Federal Agencies	3133ENJ35	Federal Farm Credit Bank	8/25/2022	2/25/2026	3.32	35,000,000	34,957,650	34,994,144	34,853,700
Federal Agencies	3130AXB31	Federal Home Loan Bank	11/2/2023	3/13/2026	4.88	10,000,000	9,953,900	9,989,678	10,044,700
Federal Agencies	3130AXB31	Federal Home Loan Bank	11/2/2023	3/13/2026	4.88	10,000,000	9,950,700	9,988,962	10,044,700
Federal Agencies	3130AXB31	Federal Home Loan Bank	11/2/2023	3/13/2026	4.88	10,000,000	9,950,700	9,988,962	10,044,700
Federal Agencies	3130AXB31	Federal Home Loan Bank	4/5/2024	3/13/2026	4.88	25,000,000	25,053,750	25,014,673	25,111,750
Federal Agencies	3130AXB31	Federal Home Loan Bank	4/2/2024	3/13/2026	4.88	36,730,000	36,803,460	36,749,969	36,894,183
Federal Agencies	3133EP5K7	Federal Farm Credit Bank	4/2/2024	3/13/2026	4.50	50,000,000	49,758,000	49,934,217	50,164,000
Federal Agencies	3133EMZ21	Federal Farm Credit Bank	8/9/2021	4/6/2026	0.69	15,500,000	15,458,150	15,494,661	15,190,155
Federal Agencies	3133ENU00	Federal Farm Credit Bank	4/8/2022	4/8/2026	2.64	20,000,000	19,961,200	19,994,184	19,828,800
Federal Agencies	3133ENU00	Federal Farm Credit Bank	4/8/2022	4/8/2026	2.64	30,000,000	29,941,800	29,991,276	29,743,200
Federal Agencies	3130AVWS7	Federal Home Loan Bank	5/10/2023	6/12/2026	3.75	17,045,000	16,991,479	17,031,537	17,010,399
Federal Agencies	3130AVWS7	Federal Home Loan Bank	5/17/2023	6/12/2026	3.75	20,000,000	19,939,200	19,984,610	19,959,400
Federal Agencies	3130AWAH3	Federal Home Loan Bank	6/1/2023	6/12/2026	4.00	10,000,000	9,934,300	9,983,145	9,998,800
Federal Agencies	3130AWAH3	Federal Home Loan Bank	6/1/2023	6/12/2026	4.00	15,000,000	14,899,350	14,974,178	14,998,200
Federal Agencies	3130AWLZ1	Federal Home Loan Bank	7/10/2023	6/12/2026	4.75	50,000,000	49,856,000	49,961,708	50,281,500
Federal Agencies	3130B1BT3	Federal Home Loan Bank	6/18/2024	6/12/2026	4.88	13,485,000	13,505,093	13,492,882	13,564,831
Federal Agencies	3133ERHD6	Federal Farm Credit Bank	6/18/2024	6/12/2026	4.88	20,000,000	20,030,400	20,011,925	20,143,400
Federal Agencies	3133ERHD6	Federal Farm Credit Bank	6/18/2024	6/12/2026	4.88	32,000,000	32,051,200	32,020,084	32,229,440
Federal Agencies	3133EPMU6	Federal Farm Credit Bank	6/15/2023	6/15/2026	4.25	20,000,000	19,969,200	19,991,935	20,037,000
Federal Agencies	3133EPMU6	Federal Farm Credit Bank	6/15/2023	6/15/2026	4.25	24,700,000	24,640,226	24,684,348	24,745,695
Federal Agencies	3133EPMU6	Federal Farm Credit Bank	6/15/2023	6/15/2026	4.25	30,000,000	29,951,400	29,987,274	30,055,500
Federal Agencies	3133EPNG6	Federal Farm Credit Bank	6/23/2023	6/23/2026	4.38	25,000,000	24,986,750	24,996,434	25,068,250
Federal Agencies	3133EPNG6	Federal Farm Credit Bank	6/23/2023	6/23/2026	4.38	25,000,000	24,986,750	24,996,434	25,068,250
Federal Agencies	3133EPNG6	Federal Farm Credit Bank	6/23/2023	6/23/2026	4.38	50,000,000	49,973,500	49,992,867	50,136,500
Federal Agencies	3133EPVP7	Federal Farm Credit Bank	9/8/2023	7/8/2026	4.75	10,000,000	9,991,700	9,997,512	10,063,800
Federal Agencies	3133EPVP7	Federal Farm Credit Bank	9/8/2023	7/8/2026	4.75	19,000,000	18,984,800	18,995,443	19,121,220
Federal Agencies	3133EPVP7	Federal Farm Credit Bank	9/8/2023	7/8/2026	4.75	21,000,000	20,982,780	20,994,837	21,133,980
Federal Agencies	3130ANNM8	Federal Home Loan Bank	8/19/2021	7/13/2026	1.05	25,000,000	25,000,000	25,000,000	24,377,000
Federal Agencies	3130ANNM8	Federal Home Loan Bank	8/19/2021	7/13/2026	1.05	25,000,000	25,000,000	25,000,000	24,377,000
Federal Agencies	3130ANNM8	Federal Home Loan Bank	8/19/2021	7/13/2026	1.05	25,000,000	25,000,000	25,000,000	24,377,000
Federal Agencies	3130ANNM8	Federal Home Loan Bank	8/19/2021	7/13/2026	1.05	25,000,000	25,000,000	25,000,000	24,377,000
Federal Agencies	3130ANMP2	Federal Home Loan Bank	8/20/2021	7/27/2026	1.07	25,000,000	25,000,000	25,000,000	24,356,000
Federal Agencies	3130ANMP2	Federal Home Loan Bank	8/20/2021	7/27/2026	1.07	25,000,000	25,000,000	25,000,000	24,356,000
Federal Agencies	3130ANMP2	Federal Home Loan Bank	8/20/2021	7/27/2026	1.07	25,000,000	25,000,000	25,000,000	24,356,000
Federal Agencies	3130ANMP2	Federal Home Loan Bank	8/20/2021	7/27/2026	1.07	25,000,000	25,000,000	25,000,000	24,356,000
Federal Agencies	3133EPZY4	Federal Farm Credit Bank	10/30/2023	7/30/2026	5.00	3,000,000	2,991,930	2,997,331	3,028,350
Federal Agencies	3133EPZY4	Federal Farm Credit Bank	10/30/2023	7/30/2026	5.00	9,615,000	9,589,136	9,606,447	9,705,862
Federal Agencies	3133EPZY4	Federal Farm Credit Bank	10/30/2023	7/30/2026	5.00	16,000,000	15,956,960	15,985,768	16,151,200
Federal Agencies	3133EPZY4	Federal Farm Credit Bank	10/30/2023	7/30/2026	5.00	25,000,000	24,936,750	24,979,085	25,236,250
Federal Agencies	3130ANTG5	Federal Home Loan Bank	9/13/2021	8/10/2026	1.05	25,000,000	25,000,000	25,000,000	24,326,250
Federal Agencies	3130ANTG5	Federal Home Loan Bank	9/13/2021	8/10/2026	1.05	25,000,000	25,000,000	25,000,000	24,326,250
Federal Agencies	3130ANTG5	Federal Home Loan Bank	9/13/2021	8/10/2026	1.05	25,000,000	25,000,000	25,000,000	24,326,250
Federal Agencies	3130ANTG5	Federal Home Loan Bank	9/13/2021	8/10/2026	1.05	25,000,000	25,000,000	25,000,000	24,326,250
Federal Agencies	3133EPSW6	Federal Farm Credit Bank	8/14/2023	8/14/2026	4.50	50,000,000	49,885,000	49,963,590	50,251,000
Federal Agencies	3130AP6T7	Federal Home Loan Bank	10/1/2021	9/3/2026	1.08	25,000,000	25,000,000	25,000,000	24,290,000

Investment Inventory

Pooled Fund

Type of Investment	CUSIP	Issuer Name	Maturity		Coupon	Par Value	Original Cost	Amortized	
			Settle Date	Date				Book Value	Market Value
Federal Agencies	3130AP6T7	Federal Home Loan Bank	10/1/2021	9/3/2026	1.08	25,000,000	25,000,000	25,000,000	24,290,000
Federal Agencies	3130AP6T7	Federal Home Loan Bank	10/1/2021	9/3/2026	1.08	25,000,000	25,000,000	25,000,000	24,290,000
Federal Agencies	3130AP6T7	Federal Home Loan Bank	10/1/2021	9/3/2026	1.08	25,000,000	25,000,000	25,000,000	24,290,000
Federal Agencies	3130B2PJ8	Federal Home Loan Bank	9/13/2024	9/4/2026	3.63	19,000,000	18,974,730	18,987,102	18,941,290
Federal Agencies	3130B2PJ8	Federal Home Loan Bank	9/13/2024	9/4/2026	3.63	25,000,000	24,966,750	24,983,029	24,922,750
Federal Agencies	3130B2PJ8	Federal Home Loan Bank	9/13/2024	9/4/2026	3.63	25,900,000	25,865,553	25,882,418	25,819,969
Federal Agencies	3130B2PJ8	Federal Home Loan Bank	9/13/2024	9/4/2026	3.63	50,000,000	49,933,500	49,966,058	49,845,500
Federal Agencies	3133EM4X7	Federal Farm Credit Bank	12/12/2023	9/10/2026	0.80	28,975,000	26,174,277	27,930,662	28,064,316
Federal Agencies	3130AXCP1	Federal Home Loan Bank	10/18/2023	9/11/2026	4.88	11,895,000	11,821,965	11,869,138	12,010,500
Federal Agencies	3130B3A29	Federal Home Loan Bank	10/11/2024	10/9/2026	4.00	15,000,000	14,996,850	14,998,256	15,017,550
Federal Agencies	3130B3A29	Federal Home Loan Bank	10/11/2024	10/9/2026	4.00	25,000,000	24,994,750	24,997,094	25,029,250
Federal Agencies	3130B3A29	Federal Home Loan Bank	10/11/2024	10/9/2026	4.00	25,000,000	24,994,750	24,997,094	25,029,250
Federal Agencies	3130B3A29	Federal Home Loan Bank	10/11/2024	10/9/2026	4.00	50,000,000	49,989,500	49,994,188	50,058,500
Federal Agencies	3130APPR0	Federal Home Loan Bank	11/18/2021	10/19/2026	1.43	25,000,000	25,000,000	25,000,000	24,308,000
Federal Agencies	3130APPR0	Federal Home Loan Bank	11/18/2021	10/19/2026	1.43	25,000,000	25,000,000	25,000,000	24,308,000
Federal Agencies	3130APPR0	Federal Home Loan Bank	11/18/2021	10/19/2026	1.43	25,000,000	25,000,000	25,000,000	24,308,000
Federal Agencies	3130APPR0	Federal Home Loan Bank	11/18/2021	10/19/2026	1.43	25,000,000	25,000,000	25,000,000	24,308,000
Federal Agencies	3133EPZA6	Federal Farm Credit Bank	10/20/2023	10/20/2026	4.88	14,000,000	13,904,940	13,964,092	14,145,600
Federal Agencies	3133EPZA6	Federal Farm Credit Bank	10/20/2023	10/20/2026	4.88	30,000,000	29,834,100	29,937,333	30,312,000
Federal Agencies	3133ETJS7	Federal Farm Credit Bank	5/29/2025	11/10/2026	4.00	12,600,000	12,581,352	12,584,695	12,611,592
Federal Agencies	3130AQ7L1	Federal Home Loan Bank	12/16/2021	11/16/2026	1.61	25,000,000	25,000,000	25,000,000	24,318,000
Federal Agencies	3130AQ7L1	Federal Home Loan Bank	12/16/2021	11/16/2026	1.61	25,000,000	25,000,000	25,000,000	24,318,000
Federal Agencies	3130AQ7L1	Federal Home Loan Bank	12/16/2021	11/16/2026	1.61	25,000,000	25,000,000	25,000,000	24,318,000
Federal Agencies	3130AQ7L1	Federal Home Loan Bank	12/16/2021	11/16/2026	1.61	25,000,000	25,000,000	25,000,000	24,318,000
Federal Agencies	3130AXU63	Federal Home Loan Bank	11/17/2023	11/17/2026	4.63	50,000,000	49,911,500	49,964,309	50,468,500
Federal Agencies	3130AQJ95	Federal Home Loan Bank	1/14/2022	12/14/2026	1.65	25,000,000	25,000,000	25,000,000	24,295,250
Federal Agencies	3130AQJ95	Federal Home Loan Bank	1/14/2022	12/14/2026	1.65	25,000,000	25,000,000	25,000,000	24,295,250
Federal Agencies	3130AQJ95	Federal Home Loan Bank	1/14/2022	12/14/2026	1.65	25,000,000	25,000,000	25,000,000	24,295,250
Federal Agencies	3130AQJ95	Federal Home Loan Bank	1/14/2022	12/14/2026	1.65	25,000,000	25,000,000	25,000,000	24,295,250
Federal Agencies	3133ERWR8	Federal Farm Credit Bank	10/8/2024	1/7/2027	3.50	12,500,000	12,373,750	12,424,188	12,435,750
Federal Agencies	3130AYPN0	Federal Home Loan Bank	1/29/2024	1/15/2027	4.13	12,000,000	11,973,000	11,987,498	12,051,720
Federal Agencies	3130AYPN0	Federal Home Loan Bank	1/29/2024	1/15/2027	4.13	25,000,000	24,943,750	24,973,954	25,107,750
Federal Agencies	3130AYPN0	Federal Home Loan Bank	1/29/2024	1/15/2027	4.13	29,350,000	29,283,963	29,319,423	29,476,499
Federal Agencies	3130AYPN0	Federal Home Loan Bank	1/29/2024	1/15/2027	4.13	50,000,000	49,887,500	49,947,909	50,215,500
Federal Agencies	3133EPX91	Federal Farm Credit Bank	1/25/2024	1/25/2027	4.13	5,000,000	4,992,850	4,996,666	5,020,300
Federal Agencies	3133EPX91	Federal Farm Credit Bank	1/25/2024	1/25/2027	4.13	10,000,000	9,986,600	9,993,752	10,040,600
Federal Agencies	3133EPX91	Federal Farm Credit Bank	1/25/2024	1/25/2027	4.13	25,000,000	24,968,500	24,985,313	25,101,500
Federal Agencies	3133EPX91	Federal Farm Credit Bank	1/25/2024	1/25/2027	4.13	35,000,000	34,955,900	34,979,439	35,142,100
Federal Agencies	3133EPX91	Federal Farm Credit Bank	1/25/2024	1/25/2027	4.13	50,000,000	49,933,000	49,968,762	50,203,000
Federal Agencies	3133ER4A6	Federal Farm Credit Bank	2/18/2025	2/18/2027	4.25	2,000,000	1,997,860	1,998,432	2,010,780
Federal Agencies	3133ER4A6	Federal Farm Credit Bank	2/18/2025	2/18/2027	4.25	25,000,000	24,974,250	24,981,128	25,134,750
Federal Agencies	3133ER4A6	Federal Farm Credit Bank	2/18/2025	2/18/2027	4.25	30,000,000	29,967,600	29,976,255	30,161,700
Federal Agencies	3133ERD24	Federal Farm Credit Bank	11/18/2024	2/18/2027	4.25	30,000,000	29,983,500	29,989,261	30,161,700
Federal Agencies	3133ETUE5	Federal Farm Credit Bank	8/22/2025	2/22/2027	3.75	15,000,000	14,980,050	14,980,413	14,991,150
Federal Agencies	3133ETUE5	Federal Farm Credit Bank	8/22/2025	2/22/2027	3.75	25,000,000	24,967,500	24,968,092	24,985,250
Federal Agencies	3133ETUE5	Federal Farm Credit Bank	8/22/2025	2/22/2027	3.75	35,000,000	34,950,650	34,951,549	34,979,350
Federal Agencies	3133ETUE5	Federal Farm Credit Bank	8/22/2025	2/22/2027	3.75	40,000,000	39,946,800	39,947,769	39,976,400
Federal Agencies	3133ETJF5	Federal Farm Credit Bank	5/23/2025	2/23/2027	4.00	10,000,000	9,993,800	9,994,777	10,013,100
Federal Agencies	3133ETJF5	Federal Farm Credit Bank	5/23/2025	2/23/2027	4.00	45,000,000	44,972,100	44,976,496	45,058,950
Federal Agencies	3130ARB59	Federal Home Loan Bank	3/22/2022	3/8/2027	2.35	25,000,000	25,000,000	25,000,000	24,448,000

Investment Inventory

Pooled Fund

Type of Investment	CUSIP	Issuer Name	Maturity			Par Value	Original Cost	Amortized	
			Settle Date	Date	Coupon			Book Value	Market Value
Federal Agencies	3130ARB59	Federal Home Loan Bank	3/22/2022	3/8/2027	2.35	25,000,000	25,000,000	25,000,000	24,448,000
Federal Agencies	3130ARB59	Federal Home Loan Bank	3/22/2022	3/8/2027	2.35	25,000,000	25,000,000	25,000,000	24,448,000
Federal Agencies	3130ARB59	Federal Home Loan Bank	3/22/2022	3/8/2027	2.35	25,000,000	25,000,000	25,000,000	24,448,000
Federal Agencies	3133ENRD4	Federal Farm Credit Bank	3/16/2022	3/10/2027	1.68	48,573,000	47,432,020	48,225,064	47,070,637
Federal Agencies	3133EP6K6	Federal Farm Credit Bank	4/2/2024	3/26/2027	4.50	50,000,000	49,910,000	49,952,767	50,503,000
Federal Agencies	3133ENTS9	Federal Farm Credit Bank	4/6/2022	4/5/2027	2.60	22,500,000	22,392,338	22,465,725	22,080,150
Federal Agencies	3133ENTS9	Federal Farm Credit Bank	4/6/2022	4/5/2027	2.60	24,500,000	24,377,010	24,460,845	24,042,830
Federal Agencies	3133ENTS9	Federal Farm Credit Bank	4/6/2022	4/5/2027	2.60	25,000,000	24,804,000	24,937,602	24,533,500
Federal Agencies	3130B0TY5	Federal Home Loan Bank	4/11/2024	4/9/2027	4.75	17,000,000	16,955,120	16,975,979	17,261,290
Federal Agencies	3130B0TY5	Federal Home Loan Bank	4/11/2024	4/9/2027	4.75	20,000,000	19,947,200	19,971,740	20,307,400
Federal Agencies	3130B0TY5	Federal Home Loan Bank	4/11/2024	4/9/2027	4.75	40,000,000	39,894,400	39,943,480	40,614,800
Federal Agencies	3130B0TY5	Federal Home Loan Bank	4/11/2024	4/9/2027	4.75	48,000,000	47,873,280	47,932,176	48,737,760
Federal Agencies	3133ERDS7	Federal Farm Credit Bank	5/13/2024	5/6/2027	4.75	12,727,000	12,740,236	12,734,445	12,929,487
Federal Agencies	3133EN2L3	Federal Farm Credit Bank	11/17/2022	5/17/2027	4.13	4,650,000	4,646,792	4,648,783	4,674,366
Federal Agencies	3133EN2L3	Federal Farm Credit Bank	11/17/2022	5/17/2027	4.13	5,000,000	4,996,550	4,998,691	5,026,200
Federal Agencies	3133EN2L3	Federal Farm Credit Bank	11/17/2022	5/17/2027	4.13	21,000,000	20,987,001	20,995,068	21,110,040
Federal Agencies	3133EN2L3	Federal Farm Credit Bank	11/17/2022	5/17/2027	4.13	25,000,000	24,982,750	24,993,455	25,131,000
Federal Agencies	3133EPP66	Federal Farm Credit Bank	12/20/2023	5/20/2027	4.00	31,000,000	30,905,760	30,952,691	31,100,440
Federal Agencies	3133EPP66	Federal Farm Credit Bank	12/20/2023	5/20/2027	4.00	58,850,000	58,662,269	58,755,758	59,040,674
Federal Agencies	3130B6R24	Federal Home Loan Bank	6/13/2025	6/4/2027	3.88	10,000,000	9,986,700	9,988,176	10,024,700
Federal Agencies	3130B6R24	Federal Home Loan Bank	6/13/2025	6/4/2027	3.88	13,000,000	12,982,710	12,984,628	13,032,110
Federal Agencies	3130B6R24	Federal Home Loan Bank	6/13/2025	6/4/2027	3.88	16,500,000	16,478,055	16,480,490	16,540,755
Federal Agencies	3130B6R24	Federal Home Loan Bank	6/13/2025	6/4/2027	3.88	20,000,000	19,973,400	19,976,351	20,049,400
Federal Agencies	3130B6R24	Federal Home Loan Bank	6/13/2025	6/4/2027	3.88	36,000,000	35,952,120	35,957,433	36,088,920
Federal Agencies	3130ASGU7	Federal Home Loan Bank	7/19/2022	6/11/2027	3.50	10,000,000	10,141,500	10,051,282	9,942,900
Federal Agencies	3130ASGU7	Federal Home Loan Bank	7/19/2022	6/11/2027	3.50	12,375,000	12,552,829	12,439,448	12,304,339
Federal Agencies	3130ASGU7	Federal Home Loan Bank	7/20/2022	6/11/2027	3.50	21,725,000	22,016,550	21,830,721	21,600,950
Federal Agencies	3130AX4E5	Federal Home Loan Bank	5/13/2024	6/11/2027	4.50	11,000,000	10,937,190	10,963,789	11,145,310
Federal Agencies	3130B1EF0	Federal Home Loan Bank	7/10/2024	6/11/2027	4.63	20,700,000	20,795,634	20,758,134	21,013,853
Federal Agencies	3133EPMV4	Federal Farm Credit Bank	6/15/2023	6/15/2027	4.13	28,940,000	28,911,928	28,927,472	29,104,958
Federal Agencies	3133ENZK9	Federal Farm Credit Bank	7/7/2022	6/28/2027	3.24	27,865,000	28,099,066	27,950,665	27,600,004
Federal Agencies	3133ERJZ5	Federal Farm Credit Bank	6/28/2024	6/28/2027	4.50	30,000,000	29,985,840	29,991,401	30,375,900
Federal Agencies	3133ERVR9	Federal Farm Credit Bank	9/30/2024	7/1/2027	3.50	55,000,000	54,925,200	54,950,233	54,727,200
Federal Agencies	3133ERKM2	Federal Farm Credit Bank	7/9/2024	7/8/2027	4.50	25,000,000	25,033,250	25,020,515	25,320,750
Federal Agencies	3133ERKM2	Federal Farm Credit Bank	7/10/2024	7/8/2027	4.50	25,000,000	25,025,500	25,015,748	25,320,750
Federal Agencies	3133ERMB4	Federal Farm Credit Bank	7/23/2024	7/23/2027	4.25	10,000,000	9,996,500	9,997,795	10,087,600
Federal Agencies	3133ERMB4	Federal Farm Credit Bank	7/23/2024	7/23/2027	4.25	15,000,000	14,994,750	14,996,692	15,131,400
Federal Agencies	3133ETX6	Federal Farm Credit Bank	8/11/2025	8/11/2027	3.63	5,000,000	4,989,950	4,990,239	4,995,550
Federal Agencies	3133ETX6	Federal Farm Credit Bank	8/11/2025	8/11/2027	3.63	5,000,000	4,989,750	4,990,045	4,995,550
Federal Agencies	3133ETX6	Federal Farm Credit Bank	8/11/2025	8/11/2027	3.63	7,000,000	6,985,930	6,986,335	6,993,770
Federal Agencies	3133EPBM6	Federal Farm Credit Bank	2/23/2023	8/23/2027	4.13	10,000,000	9,974,000	9,988,583	10,070,700
Federal Agencies	3133ERXJ5	Federal Farm Credit Bank	10/15/2024	10/15/2027	3.88	5,000,000	4,997,250	4,998,056	5,013,200
Federal Agencies	3133ERXJ5	Federal Farm Credit Bank	10/15/2024	10/15/2027	3.88	8,000,000	7,996,160	7,997,286	8,021,120
Federal Agencies	3133ERZ23	Federal Farm Credit Bank	2/4/2025	11/3/2027	4.25	5,000,000	4,999,350	4,999,486	5,052,150
Federal Agencies	3133ERZ23	Federal Farm Credit Bank	2/4/2025	11/3/2027	4.25	41,880,000	41,877,738	41,878,210	42,316,808
Federal Agencies	3133EPC60	Federal Farm Credit Bank	11/15/2023	11/15/2027	4.63	27,950,000	27,834,008	27,886,089	28,467,355
Federal Agencies	3133EPC60	Federal Farm Credit Bank	11/15/2023	11/15/2027	4.63	33,300,000	33,161,472	33,223,672	33,916,383
Federal Agencies	3133ERJ51	Federal Farm Credit Bank	12/17/2024	12/10/2027	4.13	21,000,000	20,936,790	20,951,779	21,175,770
Federal Agencies	3133ERJ51	Federal Farm Credit Bank	12/17/2024	12/10/2027	4.13	25,505,000	25,428,485	25,446,629	25,718,477
Federal Agencies	3133ERJ51	Federal Farm Credit Bank	12/17/2024	12/10/2027	4.13	33,000,000	32,893,080	32,918,434	33,276,210

Investment Inventory

Pooled Fund

Type of Investment	CUSIP	Issuer Name	Maturity			Par Value	Original Cost	Amortized	
			Settle Date	Date	Coupon			Book Value	Market Value
Federal Agencies	3133ERJ51	Federal Farm Credit Bank	12/17/2024	12/10/2027	4.13	38,343,000	38,227,588	38,254,956	38,663,931
Federal Agencies	3133ERT84	Federal Farm Credit Bank	1/14/2025	1/14/2028	4.25	29,750,000	29,575,963	29,612,518	30,094,803
Federal Agencies	3133ERZ46	Federal Farm Credit Bank	1/31/2025	1/28/2028	4.25	47,000,000	46,976,030	46,980,705	47,614,290
Federal Agencies	3133ERZ46	Federal Farm Credit Bank	1/31/2025	1/28/2028	4.25	50,000,000	49,974,500	49,979,474	50,653,500
Federal Agencies	3136GAAR0	Fannie Mae	2/14/2025	2/7/2028	4.69	25,000,000	25,000,000	25,000,000	24,990,000
Federal Agencies	3136GAAR0	Fannie Mae	2/14/2025	2/7/2028	4.69	25,000,000	25,000,000	25,000,000	24,990,000
Federal Agencies	3136GAAR0	Fannie Mae	2/14/2025	2/7/2028	4.69	25,000,000	25,000,000	25,000,000	24,990,000
Federal Agencies	3136GAAR0	Fannie Mae	2/14/2025	2/7/2028	4.69	25,000,000	25,000,000	25,000,000	24,990,000
Federal Agencies	3136GAAR0	Fannie Mae	2/14/2025	2/7/2028	4.69	50,000,000	50,000,000	50,000,000	49,980,000
Federal Agencies	3133EP5S0	Federal Farm Credit Bank	4/9/2024	3/20/2028	4.25	4,971,000	4,916,667	4,935,897	5,034,579
Federal Agencies	3133ETJZ1	Federal Farm Credit Bank	6/11/2025	6/5/2028	3.88	7,370,000	7,342,584	7,344,646	7,411,641
Federal Agencies	3133ETJZ1	Federal Farm Credit Bank	6/5/2025	6/5/2028	3.88	25,000,000	24,957,250	24,960,682	25,141,250
Federal Agencies	3133ERGL9	Federal Farm Credit Bank	6/26/2024	6/7/2028	4.50	14,934,000	14,962,076	14,953,665	15,261,652
Federal Agencies	3133ERGL9	Federal Farm Credit Bank	6/7/2024	6/7/2028	4.50	15,000,000	14,994,600	14,996,267	15,329,100
Federal Agencies	3133ERGL9	Federal Farm Credit Bank	6/26/2024	6/7/2028	4.50	20,000,000	20,037,600	20,026,336	20,438,800
Federal Agencies	3130AWC24	Federal Home Loan Bank	5/14/2025	6/9/2028	4.00	10,000,000	9,996,600	9,996,933	10,091,800
Federal Agencies	3130B6MU7	Federal Home Loan Bank	6/10/2025	6/15/2028	4.59	25,000,000	25,000,000	25,000,000	24,991,750
Federal Agencies	3130B6MU7	Federal Home Loan Bank	6/10/2025	6/15/2028	4.59	25,000,000	25,000,000	25,000,000	24,991,750
Federal Agencies	3130B6MU7	Federal Home Loan Bank	6/10/2025	6/15/2028	4.59	50,000,000	50,000,000	50,000,000	49,983,500
Federal Agencies	3133ETNU7	Federal Farm Credit Bank	7/7/2025	7/3/2028	3.75	22,500,000	22,424,175	22,428,063	22,561,200
Federal Agencies	3133ETNU7	Federal Farm Credit Bank	7/8/2025	7/3/2028	3.75	25,000,000	24,904,000	24,908,840	25,068,000
Federal Agencies	3133ETNU7	Federal Farm Credit Bank	7/7/2025	7/3/2028	3.75	50,000,000	49,829,500	49,838,244	50,136,000
Federal Agencies	3133EPSK2	Federal Farm Credit Bank	8/7/2023	8/7/2028	4.25	19,500,000	19,412,250	19,448,560	19,792,890
Federal Agencies	3133EPUN3	Federal Farm Credit Bank	8/28/2023	8/28/2028	4.50	10,000,000	9,979,100	9,987,508	10,224,600
Federal Agencies	3133EPUN3	Federal Farm Credit Bank	8/28/2023	8/28/2028	4.50	15,000,000	14,962,800	14,977,766	15,336,900
Federal Agencies	3133EPUN3	Federal Farm Credit Bank	8/28/2023	8/28/2028	4.50	25,000,000	24,943,500	24,966,230	25,561,500
Federal Agencies	3133EPUN3	Federal Farm Credit Bank	8/28/2023	8/28/2028	4.50	33,000,000	32,904,960	32,943,194	33,741,180
Federal Agencies	3133ERHN4	Federal Farm Credit Bank	6/20/2024	10/20/2028	4.25	5,000,000	4,972,100	4,979,820	5,078,900
Federal Agencies	3133ERHN4	Federal Farm Credit Bank	6/20/2024	10/20/2028	4.25	38,000,000	37,785,300	37,844,705	38,599,640
Federal Agencies	3133EPC45	Federal Farm Credit Bank	11/13/2023	11/13/2028	4.63	12,000,000	11,984,040	11,989,788	12,325,200
Federal Agencies	3133EPC45	Federal Farm Credit Bank	11/13/2023	11/13/2028	4.63	20,000,000	19,971,600	19,981,828	20,542,000
Federal Agencies	3133EPC45	Federal Farm Credit Bank	11/13/2023	11/13/2028	4.63	55,000,000	54,922,285	54,950,274	56,490,500
Federal Agencies	3130B3GD9	Federal Home Loan Bank	10/28/2024	11/27/2028	4.00	47,025,000	46,940,355	46,957,840	47,421,891
Federal Agencies	3130AVBD3	Federal Home Loan Bank	4/9/2024	3/9/2029	4.50	25,000,000	25,018,750	25,013,423	25,721,500
Federal Agencies	3133EP5U5	Federal Farm Credit Bank	4/8/2024	3/20/2029	4.13	51,660,000	51,008,309	51,192,600	52,402,354
Federal Agencies	3133ERDH1	Federal Farm Credit Bank	5/8/2024	4/30/2029	4.75	27,892,000	28,191,755	28,112,447	28,812,715
Federal Agencies	3133ERDH1	Federal Farm Credit Bank	5/8/2024	4/30/2029	4.75	30,000,000	30,317,400	30,233,423	30,990,300
Federal Agencies	3133ERDH1	Federal Farm Credit Bank	5/8/2024	4/30/2029	4.75	63,085,000	63,763,795	63,584,202	65,167,436
Federal Agencies	3130B1BC0	Federal Home Loan Bank	7/31/2025	6/8/2029	4.63	9,705,000	9,943,355	9,937,938	10,005,273
Federal Agencies	3133ERGS4	Federal Farm Credit Bank	6/26/2024	6/11/2029	4.25	10,000,000	9,967,600	9,975,329	10,189,000
Federal Agencies	3133ERGS4	Federal Farm Credit Bank	6/26/2024	6/11/2029	4.25	10,000,000	9,967,600	9,975,329	10,189,000
Federal Agencies	3133ERGS4	Federal Farm Credit Bank	6/26/2024	6/11/2029	4.25	10,000,000	9,967,600	9,975,329	10,189,000
Federal Agencies	3133ERGS4	Federal Farm Credit Bank	6/26/2024	6/11/2029	4.25	20,000,000	19,935,200	19,950,658	20,378,000
Federal Agencies	3133ERGS4	Federal Farm Credit Bank	6/26/2024	6/11/2029	4.25	29,000,000	28,923,730	28,941,924	29,548,100
Federal Agencies	3130B2XR1	Federal Home Loan Bank	10/2/2024	7/2/2029	4.01	25,000,000	25,000,000	25,000,000	24,804,500
Federal Agencies	3130B2XR1	Federal Home Loan Bank	10/2/2024	7/2/2029	4.01	25,000,000	25,000,000	25,000,000	24,804,500
Federal Agencies	3130B2XR1	Federal Home Loan Bank	10/2/2024	7/2/2029	4.01	65,000,000	65,000,000	65,000,000	64,491,700
Federal Agencies	3133ERKX8	Federal Farm Credit Bank	7/12/2024	7/12/2029	4.25	20,000,000	19,989,200	19,991,660	20,350,000
Federal Agencies	3130ATHX8	Federal Home Loan Bank	9/27/2024	9/14/2029	4.13	15,000,000	15,392,700	15,319,272	15,234,780

Investment Inventory

Pooled Fund

Type of Investment	CUSIP	Issuer Name	Maturity			Par Value	Original Cost	Amortized		
			Settle Date	Date	Coupon			Book Value	Market Value	
Federal Agencies	3130ATHX8	Federal Home Loan Bank	10/29/2024	9/14/2029	4.13	15,000,000	15,048,300	15,039,974	15,234,780	
Federal Agencies	3130ATHX8	Federal Home Loan Bank	10/29/2024	9/14/2029	4.13	15,000,000	15,043,200	15,035,753	15,234,780	
Federal Agencies	3130ATHX8	Federal Home Loan Bank	8/11/2025	9/14/2029	4.13	17,000,000	17,204,170	17,201,302	17,266,084	
Federal Agencies	3130ATHX8	Federal Home Loan Bank	10/29/2024	9/14/2029	4.13	25,590,000	25,663,699	25,650,995	25,990,535	
Federal Agencies	3130B2TG0	Federal Home Loan Bank	9/24/2024	9/24/2029	4.38	25,000,000	25,000,000	25,000,000	24,898,000	
Federal Agencies	3130B2TG0	Federal Home Loan Bank	9/24/2024	9/24/2029	4.38	25,000,000	25,000,000	25,000,000	24,898,000	
Federal Agencies	3130B2TG0	Federal Home Loan Bank	9/24/2024	9/24/2029	4.38	65,000,000	65,000,000	65,000,000	64,734,800	
Federal Agencies	3133ETKN6	Federal Farm Credit Bank	6/9/2025	10/9/2029	4.00	10,000,000	9,987,500	9,988,163	10,117,300	
Federal Agencies	3133ETKN6	Federal Farm Credit Bank	6/9/2025	10/9/2029	4.00	15,000,000	14,981,250	14,982,245	15,175,950	
Federal Agencies	3136GAFL8	Fannie Mae	4/15/2025	10/15/2029	4.71	25,000,000	25,000,000	25,000,000	24,979,750	
Federal Agencies	3136GAFL8	Fannie Mae	4/15/2025	10/15/2029	4.71	25,000,000	25,000,000	25,000,000	24,979,750	
Federal Agencies	3136GAFL8	Fannie Mae	4/15/2025	10/15/2029	4.71	25,000,000	25,000,000	25,000,000	24,979,750	
Federal Agencies	3136GAFL8	Fannie Mae	4/15/2025	10/15/2029	4.71	25,000,000	25,000,000	25,000,000	24,979,750	
Federal Agencies	3136GAFL8	Fannie Mae	4/15/2025	10/15/2029	4.71	50,000,000	50,000,000	50,000,000	49,959,500	
Federal Agencies	3133ETJV0	Federal Farm Credit Bank	5/30/2025	11/30/2029	4.00	15,000,000	14,945,400	14,948,520	15,150,150	
Federal Agencies	3133ETJV0	Federal Farm Credit Bank	5/30/2025	11/30/2029	4.00	23,000,000	22,922,030	22,926,485	23,230,230	
Federal Agencies	3136GA3N7	Fannie Mae	12/27/2024	12/27/2029	5.05	20,000,000	20,000,000	20,000,000	19,986,400	
Federal Agencies	3136GA3N7	Fannie Mae	12/27/2024	12/27/2029	5.05	20,000,000	20,000,000	20,000,000	19,986,400	
Federal Agencies	3136GA3N7	Fannie Mae	12/27/2024	12/27/2029	5.05	20,000,000	20,000,000	20,000,000	19,986,400	
Federal Agencies	3136GA3N7	Fannie Mae	12/27/2024	12/27/2029	5.05	62,000,000	62,000,000	62,000,000	61,957,840	
Federal Agencies	3133ER4H1	Federal Farm Credit Bank	3/25/2025	1/18/2030	4.50	12,815,000	13,022,219	13,003,381	13,171,513	
Federal Agencies	3133ER4H1	Federal Farm Credit Bank	3/25/2025	1/18/2030	4.50	18,000,000	18,289,620	18,263,291	18,500,760	
Federal Agencies	3133ETME4	Federal Farm Credit Bank	6/23/2025	1/23/2030	4.00	5,000,000	4,989,550	4,989,987	5,059,450	
Federal Agencies	3133ETME4	Federal Farm Credit Bank	6/23/2025	1/23/2030	4.00	14,450,000	14,418,788	14,420,092	14,621,811	
Federal Agencies	3133ETME4	Federal Farm Credit Bank	6/23/2025	1/23/2030	4.00	25,000,000	24,946,000	24,948,257	25,297,250	
Federal Agencies	3133ER7L9	Federal Farm Credit Bank	4/10/2025	3/18/2030	4.00	8,695,000	8,671,610	8,673,479	8,761,691	
Federal Agencies	3133ETBF3	Federal Farm Credit Bank	4/9/2025	4/1/2030	4.00	15,000,000	14,993,700	14,994,202	15,164,100	
Federal Agencies	3133ETBF3	Federal Farm Credit Bank	4/9/2025	4/1/2030	4.00	32,260,000	32,243,870	32,245,156	32,612,924	
Federal Agencies	3133ETBF3	Federal Farm Credit Bank	4/10/2025	4/1/2030	4.00	43,020,000	42,904,276	42,913,447	43,490,639	
Federal Agencies	3133ETBF3	Federal Farm Credit Bank	4/9/2025	4/1/2030	4.00	46,750,000	46,732,703	46,734,082	47,261,445	
Federal Agencies	3133ETBF3	Federal Farm Credit Bank	4/15/2025	4/1/2030	4.00	50,000,000	49,527,500	49,563,746	50,547,000	
Federal Agencies	3133ETKQ9	Federal Farm Credit Bank	7/9/2025	6/10/2030	4.00	9,750,000	9,746,100	9,746,217	9,871,583	
Federal Agencies	3133ETKQ9	Federal Farm Credit Bank	6/10/2025	6/10/2030	4.00	10,000,000	9,974,000	9,975,182	10,124,700	
Federal Agencies	3133ETKQ9	Federal Farm Credit Bank	7/9/2025	6/10/2030	4.00	15,000,000	14,998,650	14,998,691	15,187,050	
Federal Agencies	3133ETKQ9	Federal Farm Credit Bank	6/10/2025	6/10/2030	4.00	20,000,000	19,945,000	19,947,500	20,249,400	
Federal Agencies	3133ETKQ9	Federal Farm Credit Bank	6/23/2025	6/10/2030	4.00	25,000,000	24,965,000	24,966,351	25,311,750	
Federal Agencies	3130AWGS3	Federal Home Loan Bank	7/9/2025	6/14/2030	4.13	12,515,000	12,579,452	12,577,520	12,716,992	
Federal Agencies	3130AWGS3	Federal Home Loan Bank	6/23/2025	6/14/2030	4.13	16,000,000	16,063,200	16,060,765	16,258,240	
Federal Agencies	3133ETLM7	Federal Farm Credit Bank	7/8/2025	6/17/2030	4.00	10,070,000	10,077,855	10,077,615	10,181,837	
Federal Agencies	3133ETLM7	Federal Farm Credit Bank	7/8/2025	6/17/2030	4.00	15,000,000	15,012,900	15,012,507	15,166,590	
Federal Agencies	3133ETLM7	Federal Farm Credit Bank	7/9/2025	6/17/2030	4.00	16,944,000	16,937,222	16,937,425	17,132,180	
Federal Agencies	3133ETLM7	Federal Farm Credit Bank	7/8/2025	6/17/2030	4.00	41,000,000	41,035,260	41,034,186	41,455,346	
Federal Agencies	3133ETPF8	Federal Farm Credit Bank	7/14/2025	7/8/2030	3.75	20,000,000	19,776,200	19,782,225	20,073,600	
Subtotals						3.79	\$ 6,705,329,000	\$ 6,695,867,389	\$ 6,701,510,310	\$ 6,712,886,809
Public Time Deposits	PPGQE6C86	Five Star Bank	5/21/2025	11/17/2025	4.29	\$ 20,000,000	\$ 20,000,000	\$ 20,000,000	\$ 20,000,000	
Public Time Deposits	PPGUALS16	Bank of San Francisco	6/11/2025	12/8/2025	4.31	10,000,000	10,000,000	10,000,000	10,000,000	
Public Time Deposits	PPQEWEX2	Bridge Bank NA	6/16/2025	12/15/2025	4.34	10,000,000	10,000,000	10,000,000	10,000,000	
Public Time Deposits	PPGZ3O8Q4	Bank of San Francisco	7/7/2025	1/5/2026	4.33	10,000,000	10,000,000	10,000,000	10,000,000	
Public Time Deposits	PPGUCT9Z3	Bridge Bank NA	7/14/2025	1/12/2026	4.33	10,000,000	10,000,000	10,000,000	10,000,000	
Subtotals						4.32	\$ 60,000,000	\$ 60,000,000	\$ 60,000,000	\$ 60,000,000

Investment Inventory

Pooled Fund

Type of Investment	CUSIP	Issuer Name	Maturity		Coupon	Par Value	Original Cost	Amortized	
			Settle Date	Date				Book Value	Market Value
Negotiable CDs	89115DWB8	Toronto Dominion Bank/NY	3/21/2025	9/5/2025	4.36	\$ 50,000,000	\$ 50,000,000	\$ 50,000,000	\$ 49,999,000
Negotiable CDs	78015J2Y2	Royal Bank of Canada/NY	11/15/2024	9/8/2025	4.55	65,000,000	65,000,000	65,000,000	65,001,300
Negotiable CDs	89115DWF9	Toronto Dominion Bank/NY	3/21/2025	9/10/2025	4.36	50,000,000	50,000,000	50,000,000	49,998,500
Negotiable CDs	06367DN92	Bank of Montreal/CHI	12/4/2024	9/22/2025	4.53	50,000,000	50,000,000	50,000,000	50,001,000
Negotiable CDs	13606DCV2	Canadian Imperial Bank/NY	12/4/2024	9/22/2025	4.53	75,000,000	75,000,000	75,000,000	75,001,500
Negotiable CDs	13606DFF4	Canadian Imperial Bank/NY	2/5/2025	9/24/2025	4.42	110,000,000	110,000,000	110,000,000	109,995,600
Negotiable CDs	06367DMX0	Bank of Montreal/CHI	11/19/2024	10/24/2025	4.57	50,000,000	50,000,000	50,000,000	50,005,500
Negotiable CDs	06367DPW9	Bank of Montreal/CHI	3/21/2025	10/24/2025	4.35	50,000,000	50,000,000	50,000,000	49,994,000
Negotiable CDs	13606DCE0	Canadian Imperial Bank/NY	11/20/2024	10/24/2025	4.55	50,000,000	50,000,000	50,000,000	50,008,000
Negotiable CDs	89115DPK6	Toronto Dominion Bank/NY	2/7/2025	10/24/2025	4.49	100,000,000	100,000,000	100,000,000	100,007,000
Negotiable CDs	89115DWB8	Toronto Dominion Bank/NY	3/21/2025	11/5/2025	4.35	50,000,000	50,000,000	50,000,000	49,995,500
Negotiable CDs	78015J3U9	Royal Bank of Canada/NY	11/20/2024	11/19/2025	4.56	50,000,000	50,000,000	50,000,000	50,019,000
Negotiable CDs	78015J3L9	Royal Bank of Canada/NY	11/20/2024	11/20/2025	4.51	60,000,000	60,000,000	60,000,000	60,016,200
Negotiable CDs	96130AZR2	Westpac Banking Corp/NY	4/14/2025	12/3/2025	4.35	100,000,000	100,000,000	100,000,000	100,006,000
Negotiable CDs	13606DHE5	Canadian Imperial Bank/NY	3/31/2025	12/15/2025	4.34	75,000,000	75,000,000	75,000,000	74,992,500
Negotiable CDs	89115DXB7	Toronto Dominion Bank/NY	3/31/2025	12/15/2025	4.34	60,000,000	60,000,000	60,000,000	60,000,600
Negotiable CDs	89115DXF8	Toronto Dominion Bank/NY	3/31/2025	12/29/2025	4.34	65,000,000	65,000,000	65,000,000	65,003,250
Negotiable CDs	06367DQK4	Bank of Montreal/CHI	5/7/2025	1/12/2026	4.32	50,000,000	50,000,000	50,000,000	49,996,500
Negotiable CDs	89115DQT6	Toronto Dominion Bank/NY	2/13/2025	1/12/2026	4.54	100,000,000	100,000,000	100,000,000	100,074,000
Negotiable CDs	13606DKH4	Canadian Imperial Bank/NY	5/6/2025	1/20/2026	4.33	60,000,000	60,000,000	60,000,000	60,000,600
Negotiable CDs	13606DGY2	Canadian Imperial Bank/NY	3/25/2025	1/22/2026	4.36	60,000,000	60,000,000	60,000,000	59,999,400
Negotiable CDs	13606DGGZ	Canadian Imperial Bank/NY	3/25/2025	1/28/2026	4.36	80,000,000	80,000,000	80,000,000	80,004,800
Negotiable CDs	89115DWT9	Toronto Dominion Bank/NY	3/25/2025	1/28/2026	4.36	50,000,000	50,000,000	50,000,000	50,008,500
Negotiable CDs	06367DQ32	Bank of Montreal/CHI	3/31/2025	2/9/2026	4.33	75,000,000	75,000,000	75,000,000	75,039,000
Negotiable CDs	13606DHF2	Canadian Imperial Bank/NY	3/31/2025	2/9/2026	4.33	50,000,000	50,000,000	50,000,000	50,007,500
Negotiable CDs	06367DQP3	Bank of Montreal/CHI	5/14/2025	2/11/2026	4.43	70,000,000	70,000,000	70,000,000	70,045,500
Negotiable CDs	78015JG84	Royal Bank of Canada/NY	5/16/2025	2/23/2026	4.33	60,000,000	60,000,000	60,000,000	60,031,200
Negotiable CDs	78015JGQ4	Royal Bank of Canada/NY	5/29/2025	3/6/2026	4.38	50,000,000	50,000,000	50,000,000	50,042,500
Negotiable CDs	89115DEG7	Toronto Dominion Bank/NY	5/29/2025	3/11/2026	4.41	50,000,000	50,000,000	50,000,000	50,049,500
Negotiable CDs	78015JJ81	Royal Bank of Canada/NY	6/25/2025	3/16/2026	4.29	100,000,000	100,000,000	100,000,000	100,041,000
Negotiable CDs	89115DHC3	Toronto Dominion Bank/NY	6/20/2025	3/16/2026	4.40	60,000,000	60,000,000	60,000,000	60,063,000
Negotiable CDs	96130AA24	Westpac Banking Corp/NY	5/20/2025	3/16/2026	4.35	100,000,000	100,000,000	100,000,000	100,039,000
Negotiable CDs	96130AA65	Westpac Banking Corp/NY	5/28/2025	3/23/2026	4.38	140,000,000	140,000,000	140,000,000	140,061,600
Negotiable CDs	06367DRH0	Bank of Montreal/CHI	6/25/2025	3/24/2026	4.33	50,000,000	50,000,000	50,000,000	50,026,000
Negotiable CDs	06367DRJ6	Bank of Montreal/CHI	6/25/2025	3/25/2026	4.33	50,000,000	50,000,000	50,000,000	50,026,500
Negotiable CDs	78015JJQ1	Royal Bank of Canada/NY	7/9/2025	4/7/2026	4.33	50,000,000	50,000,000	50,000,000	50,045,500
Negotiable CDs	06418NJE3	Bank of Nova Scotia/HOU	8/21/2025	4/20/2026	4.20	125,000,000	125,000,000	125,000,000	124,995,000
Negotiable CDs	78015JMC8	Royal Bank of Canada/NY	8/21/2025	4/23/2026	4.18	100,000,000	100,000,000	100,000,000	99,990,000
Negotiable CDs	96130AZZ4	Westpac Banking Corp/NY	5/15/2025	5/4/2026	4.35	125,000,000	125,000,000	125,000,000	125,055,000
Negotiable CDs	06367DRZ0	Bank of Montreal/CHI	8/5/2025	6/1/2026	4.17	100,000,000	100,000,000	100,000,000	100,003,000
Negotiable CDs	06367DS97	Bank of Montreal/CHI	8/18/2025	6/15/2026	4.20	100,000,000	100,000,000	100,000,000	100,038,000
Negotiable CDs	96130AC22	Westpac Banking Corp/NY	6/20/2025	6/15/2026	4.32	100,000,000	100,000,000	100,000,000	100,075,000
Negotiable CDs	06418NHV7	Bank of Nova Scotia/HOU	7/24/2025	7/1/2026	4.27	100,000,000	100,000,000	100,000,000	100,127,000
Negotiable CDs	78015JL88	Royal Bank of Canada/NY	8/14/2025	7/1/2026	4.06	100,000,000	100,000,000	100,000,000	99,982,000
Subtotals					4.35	\$ 3,265,000,000	\$ 3,265,000,000	\$ 3,265,000,000	\$ 3,265,911,050

Investment Inventory

Pooled Fund

Type of Investment	CUSIP	Issuer Name	Settle Date	Maturity		Coupon	Par Value	Original Cost	Amortized	
				Date					Book Value	Market Value
Commercial Paper	03785DWF9	Apple	4/28/2025	9/15/2025	0.00	\$ 10,000,000	\$ 9,836,667	\$ 9,983,667	\$ 9,978,530	
Commercial Paper	14912DW21	Caterpillar Financial Svcs	8/27/2025	9/2/2025	0.00	50,000,000	49,964,083	49,994,014	49,970,000	
Commercial Paper	14912DW21	Caterpillar Financial Svcs	8/19/2025	9/2/2025	0.00	100,000,000	99,831,611	99,987,972	99,940,000	
Commercial Paper	14912DW39	Caterpillar Financial Svcs	8/19/2025	9/3/2025	0.00	42,200,000	42,123,864	42,189,849	42,169,616	
Commercial Paper	62479LWF8	MUFG Bank Ltd/NY	4/1/2025	9/15/2025	0.00	20,000,000	19,604,767	19,966,867	19,956,740	
Commercial Paper	62479LWP6	MUFG Bank Ltd/NY	4/1/2025	9/23/2025	0.00	35,000,000	34,275,208	34,908,883	34,890,870	
Commercial Paper	62479LX67	MUFG Bank Ltd/NY	4/1/2025	10/6/2025	0.00	25,000,000	24,445,139	24,896,701	24,883,525	
Commercial Paper	62479LXF7	MUFG Bank Ltd/NY	4/1/2025	10/15/2025	0.00	11,000,000	10,744,776	10,942,996	10,937,124	
Commercial Paper	62479LXL4	MUFG Bank Ltd/NY	4/1/2025	10/20/2025	0.00	15,000,000	14,643,133	14,913,433	14,905,485	
Commercial Paper	62479LXN0	MUFG Bank Ltd/NY	4/1/2025	10/22/2025	0.00	55,000,000	53,678,533	54,669,633	54,640,630	
Commercial Paper	62479LXV2	MUFG Bank Ltd/NY	8/22/2025	10/29/2025	0.00	15,000,000	14,878,450	14,896,325	14,889,810	
Commercial Paper	62479LY33	MUFG Bank Ltd/NY	4/28/2025	11/3/2025	0.00	10,000,000	9,772,150	9,924,050	9,920,780	
Commercial Paper	62479LY74	MUFG Bank Ltd/NY	4/28/2025	11/7/2025	0.00	11,000,000	10,744,650	10,911,355	10,907,820	
Commercial Paper	62479LYH2	MUFG Bank Ltd/NY	4/28/2025	11/17/2025	0.00	38,000,000	37,076,463	37,649,693	37,638,240	
Commercial Paper	62479LYM1	MUFG Bank Ltd/NY	4/28/2025	11/21/2025	0.00	26,000,000	25,355,655	25,747,865	25,740,728	
Commercial Paper	62479LYS8	MUFG Bank Ltd/NY	4/28/2025	11/26/2025	0.00	15,000,000	14,620,167	14,845,917	14,841,960	
Commercial Paper	62479MB69	MUFG Bank Ltd/NY	5/13/2025	2/6/2026	0.00	25,000,000	24,198,604	24,529,292	24,529,625	
Commercial Paper	62479MC92	MUFG Bank Ltd/NY	6/18/2025	3/9/2026	0.00	130,000,000	125,891,133	127,058,425	127,134,020	
Commercial Paper	62479MCQ4	MUFG Bank Ltd/NY	7/7/2025	3/24/2026	0.00	100,000,000	96,930,556	97,591,667	97,637,100	
Commercial Paper	62479MD67	MUFG Bank Ltd/NY	7/28/2025	4/6/2026	0.00	110,000,000	106,712,100	107,168,753	107,251,540	
Commercial Paper	89116EZ55	Toronto Dominion Bank	5/7/2025	12/5/2025	0.00	11,000,000	10,724,694	10,876,632	10,872,312	
Commercial Paper	89116EZF3	Toronto Dominion Bank	5/7/2025	12/15/2025	0.00	25,000,000	24,346,333	24,690,833	24,681,600	
Commercial Paper	89116EZP1	Toronto Dominion Bank	5/7/2025	12/23/2025	0.00	40,000,000	38,924,111	39,471,411	39,454,720	
Commercial Paper	89233GW85	Toyota Motor Credit	12/17/2024	9/8/2025	0.00	65,000,000	62,918,646	64,945,021	64,914,200	
Commercial Paper	89233GX84	Toyota Motor Credit	1/27/2025	10/8/2025	0.00	60,000,000	58,179,667	59,734,833	59,706,060	
Commercial Paper	89233GXP6	Toyota Motor Credit	2/12/2025	10/23/2025	0.00	75,000,000	72,665,021	74,520,083	74,501,025	
Commercial Paper	89233GXQ4	Toyota Motor Credit	1/29/2025	10/24/2025	0.00	50,000,000	48,388,278	49,681,264	49,661,550	
Commercial Paper	89233GZ17	Toyota Motor Credit	3/24/2025	12/1/2025	0.00	125,000,000	121,333,750	123,676,076	123,605,625	
Commercial Paper	89233GZF6	Toyota Motor Credit	3/25/2025	12/15/2025	0.00	75,000,000	72,692,292	74,085,625	74,043,975	
Commercial Paper	89233HEN0	Toyota Motor Credit	8/27/2025	5/22/2026	0.00	100,000,000	96,970,111	97,026,639	96,979,800	
Subtotals					0.00	\$ 1,469,200,000	\$ 1,432,470,612	\$ 1,451,485,774	\$ 1,451,185,010	
Medium Term Notes	037833CJ7	Apple	9/18/2024	2/9/2027	3.35	\$ 50,000,000	\$ 49,586,000	\$ 49,750,842	\$ 49,603,500	
Medium Term Notes	14913UAN0	Caterpillar	9/18/2024	10/16/2026	4.45	18,385,000	18,600,288	18,501,449	18,463,872	
Medium Term Notes	24422EXV6	John Deere	9/6/2024	7/15/2027	4.20	10,000,000	9,998,600	9,999,084	10,048,400	
Medium Term Notes	24422EYD5	John Deere	6/5/2025	6/5/2028	4.25	25,000,000	24,977,750	24,979,536	25,197,000	
Medium Term Notes	594918BJ2	Microsoft	9/26/2024	11/3/2025	3.13	11,749,000	11,650,191	11,733,553	11,720,567	
Medium Term Notes	594918CN2	Microsoft	7/9/2024	9/15/2026	3.40	6,452,000	6,270,957	6,366,016	6,417,095	
Medium Term Notes	594918CN2	Microsoft	7/9/2024	9/15/2026	3.40	13,009,000	12,645,919	12,836,559	12,938,621	
Medium Term Notes	89236TMY8	Toyota Motors	1/9/2025	1/8/2027	4.60	40,000,000	39,978,000	39,985,092	40,292,400	
Subtotals					3.92	\$ 174,595,000	\$ 173,707,705	\$ 174,152,132	\$ 174,681,455	
Money Market Funds	09248U718	BlackRock Liquidity Funds T-Fund	8/31/2025	9/1/2025	4.16	\$ 14,420,478	\$ 14,420,478	\$ 14,420,478	\$ 14,420,478	
Money Market Funds	31607A703	Fidelity Govt Portfolio	8/31/2025	9/1/2025	4.24	862,330,316	862,330,316	862,330,316	862,330,316	
Money Market Funds	608919718	Federated Hermes Govt Obligations F	8/31/2025	9/1/2025	4.21	202,528,707	202,528,707	202,528,707	202,528,707	
Money Market Funds	262006208	Dreyfus Government Cash Manageme	8/31/2025	9/1/2025	4.18	15,001,708	15,001,708	15,001,708	15,001,708	
Money Market Funds	85749T517	State Street Institutional U.S. Govt MM	8/31/2025	9/1/2025	4.20	123,401,318	123,401,318	123,401,318	123,401,318	
Money Market Funds	61747C319	Morgan Stanley Institutional Liquidity F	8/31/2025	9/1/2025	4.19	13,590,842	13,590,842	13,590,842	13,590,842	
Subtotals					4.23	\$ 1,231,273,368	\$ 1,231,273,368	\$ 1,231,273,368	\$ 1,231,273,368	

Investment Inventory Pooled Fund

Type of Investment	CUSIP	Issuer Name	Settle Date	Maturity		Coupon	Par Value	Original Cost	Amortized	
				Date					Book Value	Market Value
Supranational	45818WDG8	Inter-American Development Bank	8/25/2021	2/27/2026		0.82	\$ 19,500,000	\$ 19,556,907	\$ 19,506,185	\$ 19,194,630
Supranational	4581X0EN4	Inter-American Development Bank	4/9/2024	2/15/2029		4.13	25,000,000	24,630,000	24,736,430	25,378,000
Supranational	4581X0EN4	Inter-American Development Bank	7/17/2024	2/15/2029		4.13	50,000,000	49,827,000	49,869,475	50,756,000
Supranational	459058KJ1	Int'l Bank for Recon and Dev	7/17/2024	6/15/2027		3.13	12,323,000	11,934,333	12,084,608	12,195,457
Supranational	45950VRU2	International Finance Corp	1/26/2023	1/26/2026		4.02	100,000,000	100,000,000	100,000,000	99,824,000
Subtotals						3.71	\$ 206,823,000	\$ 205,948,240	\$ 206,196,697	\$ 207,348,087
Secured Bank Deposit	0660P0999	Bank of America TTX INV Deposit Acc	8/31/2025	9/1/2025		4.35	\$ 361,086,085	\$ 361,086,085	\$ 361,086,085	\$ 361,086,085
Subtotals						4.35	\$ 361,086,085	\$ 361,086,085	\$ 361,086,085	\$ 361,086,085
Grand Totals						3.37	\$ 17,385,306,454	\$ 17,313,062,281	\$ 17,353,657,509	\$ 17,365,880,982

Monthly Investment Earnings

Pooled Fund

For month ended August 31, 2025

Type of Investment	CUSIP	Issuer Name	Par Value	Accrued Interest Earned	(Amortization) / Accretion	Realized Gain/(Loss)	Total Earnings
U.S. Treasuries	912797QK6	B 0.000 08/19/2025			61,548	\$	61,548
U.S. Treasuries	912797QM2	B 0.000 09/02/2025	100,000,000		360,806		360,806
U.S. Treasuries	912797RP4	B 0.000 11/18/2025	100,000,000		364,336		364,336
U.S. Treasuries	9128284N7	T 2.875 05/15/2028	65,000,000	157,422	81,130		238,551
U.S. Treasuries	9128286B1	T 2.625 02/15/2029	50,000,000	111,391	75,077		186,468
U.S. Treasuries	912828R36	T 1.625 05/15/2026	50,000,000	68,444	(38,871)		29,573
U.S. Treasuries	912828R36	T 1.625 05/15/2026	50,000,000	68,444	(34,036)		34,409
U.S. Treasuries	91282CAM3	T 0.250 09/30/2025	50,000,000	10,587	17,234		27,822
U.S. Treasuries	91282CAM3	T 0.250 09/30/2025	50,000,000	10,587	14,592		25,179
U.S. Treasuries	91282CAT8	T 0.250 10/31/2025	50,000,000	10,530	12,719		23,249
U.S. Treasuries	91282CAT8	T 0.250 10/31/2025	50,000,000	10,530	16,771		27,301
U.S. Treasuries	91282CAT8	T 0.250 10/31/2025	50,000,000	10,530	17,325		27,854
U.S. Treasuries	91282CBC4	T 0.375 12/31/2025	50,000,000	15,795	9,544		25,339
U.S. Treasuries	91282CBC4	T 0.375 12/31/2025	50,000,000	15,795	12,767		28,561
U.S. Treasuries	91282CBW0	T 0.750 04/30/2026	50,000,000	31,590	5,928		37,518
U.S. Treasuries	91282CBW0	T 0.750 04/30/2026	50,000,000	31,590	4,739		36,329
U.S. Treasuries	91282CCJ8	T 0.875 06/30/2026	50,000,000	36,855	1,162		38,016
U.S. Treasuries	91282CCJ8	T 0.875 06/30/2026	50,000,000	36,855	(1,203)		35,652
U.S. Treasuries	91282CCJ8	T 0.875 06/30/2026	50,000,000	36,855	(5,941)		30,914
U.S. Treasuries	91282CCJ8	T 0.875 06/30/2026	50,000,000	36,855	(5,639)		31,216
U.S. Treasuries	91282CCJ8	T 0.875 06/30/2026	50,000,000	36,855	(7,040)		29,815
U.S. Treasuries	91282CCJ8	T 0.875 06/30/2026	50,000,000	36,855	(4,172)		32,682
U.S. Treasuries	91282CCJ8	T 0.875 06/30/2026	50,000,000	36,855	1,114		37,968
U.S. Treasuries	91282CCJ8	T 0.875 06/30/2026	50,000,000	36,855	7,322		44,177
U.S. Treasuries	91282CCJ8	T 0.875 06/30/2026	50,000,000	36,855	18,408		55,263
U.S. Treasuries	91282CCW9	T 0.750 08/31/2026	50,000,000	31,607	9,496		41,103
U.S. Treasuries	91282CCZ2	T 0.875 09/30/2026	50,000,000	37,056	5,295		42,351
U.S. Treasuries	91282CCZ2	T 0.875 09/30/2026	50,000,000	37,056	5,595		42,651
U.S. Treasuries	91282CCZ2	T 0.875 09/30/2026	50,000,000	37,056	11,694		48,750
U.S. Treasuries	91282CDK4	T 1.250 11/30/2026	50,000,000	52,937	(1,229)		51,708
U.S. Treasuries	91282CDK4	T 1.250 11/30/2026	50,000,000	52,937	(1,997)		50,940
U.S. Treasuries	91282CDK4	T 1.250 11/30/2026	50,000,000	52,937	53,063		106,000
U.S. Treasuries	91282CDQ1	T 1.250 12/31/2026	50,000,000	52,649	51,594		104,243
U.S. Treasuries	91282CEF4	T 2.500 03/31/2027	25,000,000	52,937	4,125		57,062
U.S. Treasuries	91282CEW7	T 3.250 06/30/2027	50,000,000	136,889	46,575		183,463
U.S. Treasuries	91282CEW7	T 3.250 06/30/2027	50,000,000	136,889	49,441		186,329
U.S. Treasuries	91282CEW7	T 3.250 06/30/2027	50,000,000	136,889	9,740		146,629
U.S. Treasuries	91282CEW7	T 3.250 06/30/2027	50,000,000	136,889	26,452		163,340
U.S. Treasuries	91282CFJ5	T 3.125 08/31/2029	50,000,000	131,694	16,562		148,256
U.S. Treasuries	91282CFJ5	T 3.125 08/31/2029	65,000,000	171,202	23,091		194,293
U.S. Treasuries	91282CFK2	T 3.500 09/15/2025	50,000,000	147,418	29,766		177,185
U.S. Treasuries	91282CFT3	T 4.000 10/31/2029	60,000,000	202,174	225		202,399
U.S. Treasuries	91282CGQ8	T 4.000 02/28/2030	50,000,000	168,568	1,255		169,823
U.S. Treasuries	91282CHK0	T 4.000 06/30/2028	50,000,000	168,478	481		168,959
U.S. Treasuries	91282CHK0	T 4.000 06/30/2028	50,000,000	168,478	1,379		169,857
U.S. Treasuries	91282CHK0	T 4.000 06/30/2028	50,000,000	168,478	1,826		170,304
U.S. Treasuries	91282CHK0	T 4.000 06/30/2028	50,000,000	168,478	6,221		174,699
U.S. Treasuries	91282CHK0	T 4.000 06/30/2028	50,000,000	168,478	13,714		182,192

Monthly Investment Earnings

Pooled Fund

Type of Investment	CUSIP	Issuer Name	Par Value	Accrued Interest Earned	(Amortization) / Accretion	Realized Gain/(Loss)	Total Earnings
U.S. Treasuries	91282CHK0	T 4.000 06/30/2028	50,000,000	168,478	21,787		190,266
U.S. Treasuries	91282CHX2	T 4.375 08/31/2028	50,000,000	184,372	(2,072)		182,300
U.S. Treasuries	91282CHX2	T 4.375 08/31/2028	50,000,000	184,372	(14,169)		170,202
U.S. Treasuries	91282CJW2	T 4.000 01/31/2029	65,000,000	219,022	(5,244)		213,778
U.S. Treasuries	91282CJW2	T 4.000 01/31/2029	60,000,000	202,174	1,657		203,831
U.S. Treasuries	91282CKD2	T 4.250 02/28/2029	50,000,000	179,104	3,930		183,034
U.S. Treasuries	91282CKD2	T 4.250 02/28/2029	75,000,000	268,656	(12,703)		255,953
U.S. Treasuries	91282CKP5	T 4.625 04/30/2029	50,000,000	194,803	(22,030)		172,773
U.S. Treasuries	91282CKP5	T 4.625 04/30/2029	51,000,000	198,699	(8,728)		189,971
U.S. Treasuries	91282CKT7	T 4.500 05/31/2029	50,000,000	190,574	(19,162)		171,412
U.S. Treasuries	91282CKV2	T 4.625 06/15/2027	50,000,000	195,867	(5,697)		190,170
U.S. Treasuries	91282CKV2	T 4.625 06/15/2027	50,000,000	195,867	(8,480)		187,388
U.S. Treasuries	91282CKV2	T 4.625 06/15/2027	50,000,000	195,867	(28,667)		167,200
U.S. Treasuries	91282CKV2	T 4.625 06/15/2027	50,000,000	195,867	(24,585)		171,283
U.S. Treasuries	91282CKV2	T 4.625 06/15/2027	50,000,000	195,867	(29,289)		166,579
U.S. Treasuries	91282CKV2	T 4.625 06/15/2027	50,000,000	195,867	(28,730)		167,138
U.S. Treasuries	91282CKV2	T 4.625 06/15/2027	50,000,000	195,867	(28,431)		167,437
U.S. Treasuries	91282CLC3	T 4.000 07/31/2029	50,000,000	168,478	(18,397)		150,081
U.S. Treasuries	91282CLC3	T 4.000 07/31/2029	65,000,000	219,022	(9,940)		209,082
U.S. Treasuries	91282CLC3	T 4.000 07/31/2029	50,000,000	168,478	1,982		170,461
U.S. Treasuries	91282CLL3	T 3.375 09/15/2027	50,000,000	142,154	6,173		148,326
U.S. Treasuries	91282CLR0	T 4.125 10/31/2029	50,000,000	173,743	6,690		180,433
U.S. Treasuries	91282CLX7	T 4.125 11/15/2027	61,000,000	211,967	9,472		221,439
U.S. Treasuries	91282CMB4	T 4.000 12/15/2027	50,000,000	169,399	7,970		177,369
U.S. Treasuries	91282CMB4	T 4.000 12/15/2027	50,000,000	169,399	8,136		177,535
U.S. Treasuries	91282CMZ1	T 3.875 04/30/2030	50,000,000	163,213	9,129		172,342
U.S. Treasuries	91282CND9	T 3.750 05/15/2028	70,000,000	221,128	14,540		235,668
Subtotals			\$ 3,912,000,000	\$ 8,671,408	\$ 1,175,122	\$ -	\$ 9,846,530
Federal Agencies	3130A8ZQ9	FHLB 1.750 09/12/2025	\$ 10,295,000	\$ 15,014	\$ (6,163)	\$	8,850
Federal Agencies	3130ANMP2	FHLB 1.070 07/27/2026	25,000,000	22,292			22,292
Federal Agencies	3130ANMP2	FHLB 1.070 07/27/2026	25,000,000	22,292			22,292
Federal Agencies	3130ANMP2	FHLB 1.070 07/27/2026	25,000,000	22,292			22,292
Federal Agencies	3130ANMP2	FHLB 1.070 07/27/2026	25,000,000	22,292			22,292
Federal Agencies	3130ANNM8	FHLB 1.050 07/13/2026	25,000,000	21,875			21,875
Federal Agencies	3130ANNM8	FHLB 1.050 07/13/2026	25,000,000	21,875			21,875
Federal Agencies	3130ANNM8	FHLB 1.050 07/13/2026	25,000,000	21,875			21,875
Federal Agencies	3130ANNM8	FHLB 1.050 07/13/2026	25,000,000	21,875			21,875
Federal Agencies	3130ANTG5	FHLB 1.050 08/10/2026	25,000,000	21,875			21,875
Federal Agencies	3130ANTG5	FHLB 1.050 08/10/2026	25,000,000	21,875			21,875
Federal Agencies	3130ANTG5	FHLB 1.050 08/10/2026	25,000,000	21,875			21,875
Federal Agencies	3130AP6T7	FHLB 1.075 09/03/2026	25,000,000	22,396			22,396
Federal Agencies	3130AP6T7	FHLB 1.075 09/03/2026	25,000,000	22,396			22,396
Federal Agencies	3130AP6T7	FHLB 1.075 09/03/2026	25,000,000	22,396			22,396
Federal Agencies	3130AP6T7	FHLB 1.075 09/03/2026	25,000,000	22,396			22,396
Federal Agencies	3130APPR0	FHLB 1.430 10/19/2026	25,000,000	29,792			29,792
Federal Agencies	3130APPR0	FHLB 1.430 10/19/2026	25,000,000	29,792			29,792
Federal Agencies	3130APPR0	FHLB 1.430 10/19/2026	25,000,000	29,792			29,792

Monthly Investment Earnings

Pooled Fund

<u>Type of Investment</u>	<u>CUSIP</u>	<u>Issuer Name</u>	<u>Par Value</u>	<u>Accrued Interest Earned</u>	<u>(Amortization) / Accretion</u>	<u>Realized Gain/(Loss)</u>	<u>Total Earnings</u>
Federal Agencies	3130APPR0	FHLB 1.430 10/19/2026	25,000,000	29,792			29,792
Federal Agencies	3130AQ7L1	FHLB 1.605 11/16/2026	25,000,000	33,438			33,438
Federal Agencies	3130AQ7L1	FHLB 1.605 11/16/2026	25,000,000	33,438			33,438
Federal Agencies	3130AQ7L1	FHLB 1.605 11/16/2026	25,000,000	33,438			33,438
Federal Agencies	3130AQ7L1	FHLB 1.605 11/16/2026	25,000,000	33,438			33,438
Federal Agencies	3130AQJ95	FHLB 1.645 12/14/2026	25,000,000	34,271			34,271
Federal Agencies	3130AQJ95	FHLB 1.645 12/14/2026	25,000,000	34,271			34,271
Federal Agencies	3130AQJ95	FHLB 1.645 12/14/2026	25,000,000	34,271			34,271
Federal Agencies	3130ARB59	FHLB 2.350 03/08/2027	25,000,000	48,958			48,958
Federal Agencies	3130ARB59	FHLB 2.350 03/08/2027	25,000,000	48,958			48,958
Federal Agencies	3130ARB59	FHLB 2.350 03/08/2027	25,000,000	48,958			48,958
Federal Agencies	3130ARB59	FHLB 2.350 03/08/2027	25,000,000	48,958			48,958
Federal Agencies	3130ASGU7	FHLB 3.500 06/11/2027	12,375,000	36,094	(3,083)		33,011
Federal Agencies	3130ASGU7	FHLB 3.500 06/11/2027	10,000,000	29,167	(2,453)		26,713
Federal Agencies	3130ASGU7	FHLB 3.500 06/11/2027	21,725,000	63,365	(5,058)		58,307
Federal Agencies	3130ATHX8	FHLB 4.125 09/14/2029	15,000,000	51,563	(6,715)		44,848
Federal Agencies	3130ATHX8	FHLB 4.125 09/14/2029	15,000,000	51,563	(841)		50,722
Federal Agencies	3130ATHX8	FHLB 4.125 09/14/2029	15,000,000	51,563	(752)		50,811
Federal Agencies	3130ATHX8	FHLB 4.125 09/14/2029	25,590,000	87,966	(1,283)		86,683
Federal Agencies	3130ATHX8	FHLB 4.125 09/14/2029	17,000,000	38,958	(2,868)		36,090
Federal Agencies	3130AUTC8	FHLB 4.010 02/06/2026	21,100,000	70,509	3,250		73,759
Federal Agencies	3130AVBD3	FHLB 4.500 03/09/2029	25,000,000	93,750	(324)		93,426
Federal Agencies	3130AVWS7	FHLB 3.750 06/12/2026	17,045,000	53,266	1,470		54,735
Federal Agencies	3130AVWS7	FHLB 3.750 06/12/2026	20,000,000	62,500	1,680		64,180
Federal Agencies	3130AWAH3	FHLB 4.000 06/12/2026	15,000,000	50,000	2,819		52,819
Federal Agencies	3130AWAH3	FHLB 4.000 06/12/2026	10,000,000	33,333	1,840		35,173
Federal Agencies	3130AWC24	FHLB 4.000 06/09/2028	10,000,000	33,333	94		33,427
Federal Agencies	3130AWGS3	FHLB 4.125 06/14/2030	16,000,000	55,000	(1,078)		53,922
Federal Agencies	3130AWGS3	FHLB 4.125 06/14/2030	12,515,000	43,020	(1,109)		41,911
Federal Agencies	3130AWLZ1	FHLB 4.750 06/12/2026	50,000,000	197,917	4,180		202,096
Federal Agencies	3130AX4E5	FHLB 4.500 06/11/2027	11,000,000	41,250	1,732		42,982
Federal Agencies	3130AXB31	FHLB 4.875 03/13/2026	10,000,000	40,625	1,658		42,283
Federal Agencies	3130AXB31	FHLB 4.875 03/13/2026	10,000,000	40,625	1,773		42,398
Federal Agencies	3130AXB31	FHLB 4.875 03/13/2026	10,000,000	40,625	1,773		42,398
Federal Agencies	3130AXB31	FHLB 4.875 03/13/2026	36,730,000	149,216	(3,207)		146,008
Federal Agencies	3130AXB31	FHLB 4.875 03/13/2026	25,000,000	101,563	(2,357)		99,206
Federal Agencies	3130AXCP1	FHLB 4.875 09/11/2026	11,895,000	48,323	2,138		50,461
Federal Agencies	3130AXU63	FHLB 4.625 11/17/2026	50,000,000	192,708	2,503		195,212
Federal Agencies	3130AYPN0	FHLB 4.125 01/15/2027	12,000,000	41,250	774		42,024
Federal Agencies	3130AYPN0	FHLB 4.125 01/15/2027	25,000,000	85,938	1,612		87,549
Federal Agencies	3130AYPN0	FHLB 4.125 01/15/2027	29,350,000	100,891	1,892		102,783
Federal Agencies	3130AYPN0	FHLB 4.125 01/15/2027	50,000,000	171,875	3,223		175,098
Federal Agencies	3130B0TY5	FHLB 4.750 04/09/2027	20,000,000	79,167	1,498		80,664
Federal Agencies	3130B0TY5	FHLB 4.750 04/09/2027	17,000,000	67,292	1,273		68,565
Federal Agencies	3130B0TY5	FHLB 4.750 04/09/2027	48,000,000	190,000	3,594		193,594
Federal Agencies	3130B0TY5	FHLB 4.750 04/09/2027	40,000,000	158,333	2,995		161,328
Federal Agencies	3130B1BC0	FHLB 4.625 06/08/2029	9,705,000	37,405	(5,248)		32,157
Federal Agencies	3130B1BT3	FHLB 4.875 06/12/2026	13,485,000	54,783	(860)		53,922

Monthly Investment Earnings

Pooled Fund

<u>Type of Investment</u>	<u>CUSIP</u>	<u>Issuer Name</u>	<u>Par Value</u>	<u>Accrued Interest Earned</u>	<u>(Amortization) / Accretion</u>	<u>Realized Gain/(Loss)</u>	<u>Total Earnings</u>
Federal Agencies	3130B1EF0	FHLB 4.625 06/11/2027	20,700,000	79,781	(2,781)		77,000
Federal Agencies	3130B2KJ3	FHLB 4.625 09/04/2029	50,000,000	192,708			192,708
Federal Agencies	3130B2KJ3	FHLB 4.625 09/04/2029	25,000,000	96,354			96,354
Federal Agencies	3130B2KJ3	FHLB 4.625 09/04/2029	25,000,000	96,354			96,354
Federal Agencies	3130B2PJ8	FHLB 3.625 09/04/2026	25,000,000	75,521	1,430		76,950
Federal Agencies	3130B2PJ8	FHLB 3.625 09/04/2026	50,000,000	151,042	2,859		153,901
Federal Agencies	3130B2PJ8	FHLB 3.625 09/04/2026	19,000,000	57,396	1,087		58,482
Federal Agencies	3130B2PJ8	FHLB 3.625 09/04/2026	25,900,000	78,240	1,481		79,721
Federal Agencies	3130B2TG0	FHLB 4.375 09/24/2029	25,000,000	91,146			91,146
Federal Agencies	3130B2TG0	FHLB 4.375 09/24/2029	25,000,000	91,146			91,146
Federal Agencies	3130B2TG0	FHLB 4.375 09/24/2029	65,000,000	236,979			236,979
Federal Agencies	3130B2XR1	FHLB 4.010 07/02/2029	65,000,000	217,208			217,208
Federal Agencies	3130B2XR1	FHLB 4.010 07/02/2029	25,000,000	83,542			83,542
Federal Agencies	3130B2XR1	FHLB 4.010 07/02/2029	25,000,000	83,542			83,542
Federal Agencies	3130B3A29	FHLB 4.000 10/09/2026	15,000,000	50,000	134		50,134
Federal Agencies	3130B3A29	FHLB 4.000 10/09/2026	25,000,000	83,333	224		83,557
Federal Agencies	3130B3A29	FHLB 4.000 10/09/2026	25,000,000	83,333	224		83,557
Federal Agencies	3130B3A29	FHLB 4.000 10/09/2026	50,000,000	166,667	447		167,114
Federal Agencies	3130B3GD9	FHLB 4.000 11/27/2028	47,025,000	156,750	1,760		158,510
Federal Agencies	3130B6MU7	FHLB 4.590 06/15/2028	50,000,000	191,250			191,250
Federal Agencies	3130B6MU7	FHLB 4.590 06/15/2028	25,000,000	95,625			95,625
Federal Agencies	3130B6MU7	FHLB 4.590 06/15/2028	25,000,000	95,625			95,625
Federal Agencies	3130B6MU7	FHLB 4.590 06/15/2028	25,000,000	95,625			95,625
Federal Agencies	3130B6R24	FHLB 3.875 06/04/2027	16,500,000	53,281	944		54,225
Federal Agencies	3130B6R24	FHLB 3.875 06/04/2027	10,000,000	32,292	572		32,864
Federal Agencies	3130B6R24	FHLB 3.875 06/04/2027	20,000,000	64,583	1,144		65,727
Federal Agencies	3130B6R24	FHLB 3.875 06/04/2027	13,000,000	41,979	743		42,723
Federal Agencies	3130B6R24	FHLB 3.875 06/04/2027	36,000,000	116,250	2,059		118,309
Federal Agencies	313385KA3	FHDN 0.000 08/05/2025			11,806		11,806
Federal Agencies	313385KC9	FHDN 0.000 08/07/2025			11,806		11,806
Federal Agencies	313385KD7	FHDN 0.000 08/08/2025			8,146		8,146
Federal Agencies	313385KD7	FHDN 0.000 08/08/2025			3,745		3,745
Federal Agencies	313385KG0	FHDN 0.000 08/11/2025			35,333		35,333
Federal Agencies	313385KH8	FHDN 0.000 08/12/2025			11,778		11,778
Federal Agencies	313385KP0	FHDN 0.000 08/18/2025			21,250		21,250
Federal Agencies	313385KQ8	FHDN 0.000 08/19/2025			11,778		11,778
Federal Agencies	313385KQ8	FHDN 0.000 08/19/2025			8,618		8,618
Federal Agencies	313385KR6	FHDN 0.000 08/20/2025			11,806		11,806
Federal Agencies	313385KS4	FHDN 0.000 08/21/2025			11,806		11,806
Federal Agencies	313385KS4	FHDN 0.000 08/21/2025			11,806		11,806
Federal Agencies	313385KW5	FHDN 0.000 08/25/2025			27,599		27,599
Federal Agencies	313385KX3	FHDN 0.000 08/26/2025			11,806		11,806
Federal Agencies	313385KY1	FHDN 0.000 08/27/2025			6,493		6,493
Federal Agencies	313397KY6	FREDN 0.000 08/27/2025			6,063		6,063
Federal Agencies	3133EM4X7	FFCB 0.800 09/10/2026	28,975,000	19,317	86,563		105,879
Federal Agencies	3133EMZ21	FFCB 0.690 04/06/2026	15,500,000	8,913	763		9,675
Federal Agencies	3133EN2L3	FFCB 4.125 05/17/2027	21,000,000	72,188	245		72,433
Federal Agencies	3133EN2L3	FFCB 4.125 05/17/2027	5,000,000	17,188	65		17,253
Federal Agencies	3133EN2L3	FFCB 4.125 05/17/2027	4,650,000	15,984	61		16,045

Monthly Investment Earnings

Pooled Fund

<u>Type of Investment</u>	<u>CUSIP</u>	<u>Issuer Name</u>	<u>Par Value</u>	<u>Accrued Interest Earned</u>	<u>(Amortization) / Accretion</u>	<u>Realized Gain/(Loss)</u>	<u>Total Earnings</u>
Federal Agencies	3133EN2L3	FFCB 4.125 05/17/2027	25,000,000	85,938	326		86,263
Federal Agencies	3133EN5E6	FFCB 4.000 12/29/2025	15,000,000	50,000	1,281		51,281
Federal Agencies	3133EN5E6	FFCB 4.000 12/29/2025	25,000,000	83,333	2,157		85,490
Federal Agencies	3133EN5E6	FFCB 4.000 12/29/2025	20,000,000	66,667	1,708		68,375
Federal Agencies	3133EN6A3	FFCB 4.000 01/13/2026	30,000,000	100,000	645		100,645
Federal Agencies	3133EN6A3	FFCB 4.000 01/13/2026	20,000,000	66,667	498		67,164
Federal Agencies	3133ENEG1	FFCB 1.050 11/17/2025	55,000,000	48,125	1,634		49,759
Federal Agencies	3133ENEG1	FFCB 1.050 11/17/2025	39,675,000	34,716	1,120		35,835
Federal Agencies	3133ENHM5	FFCB 1.170 12/16/2025	45,000,000	43,875	974		44,849
Federal Agencies	3133ENHM5	FFCB 1.170 12/16/2025	50,000,000	48,750	1,082		49,832
Federal Agencies	3133ENJ35	FFCB 3.320 02/25/2026	35,000,000	96,833	1,026		97,859
Federal Agencies	3133ENRD4	FFCB 1.680 03/10/2027	48,573,000	68,002	19,434		87,436
Federal Agencies	3133ENTS9	FFCB 2.600 04/05/2027	24,500,000	53,083	2,089		55,172
Federal Agencies	3133ENTS9	FFCB 2.600 04/05/2027	22,500,000	48,750	1,829		50,579
Federal Agencies	3133ENTS9	FFCB 2.600 04/05/2027	25,000,000	54,167	3,329		57,496
Federal Agencies	3133ENUD0	FFCB 2.640 04/08/2026	20,000,000	44,000	823		44,823
Federal Agencies	3133ENUD0	FFCB 2.640 04/08/2026	30,000,000	66,000	1,235		67,235
Federal Agencies	3133ENZK9	FFCB 3.240 06/28/2027	27,865,000	75,236	(3,993)		71,242
Federal Agencies	3133EP5K7	FFCB 4.500 03/13/2026	50,000,000	187,500	10,566		198,066
Federal Agencies	3133EP5S0	FFCB 4.250 03/20/2028	4,971,000	17,606	1,169		18,774
Federal Agencies	3133EP5U5	FFCB 4.125 03/20/2029	51,660,000	177,581	11,180		188,761
Federal Agencies	3133EP6K6	FFCB 4.500 03/26/2027	50,000,000	187,500	2,564		190,064
Federal Agencies	3133EPBJ3	FFCB 4.375 02/23/2026	50,000,000	182,292	2,319		184,611
Federal Agencies	3133EPBJ3	FFCB 4.375 02/23/2026	25,000,000	91,146	1,315		92,461
Federal Agencies	3133EPBJ3	FFCB 4.375 02/23/2026	28,000,000	102,083	1,299		103,382
Federal Agencies	3133EPBM6	FFCB 4.125 08/23/2027	10,000,000	34,375	491		34,866
Federal Agencies	3133EPC45	FFCB 4.625 11/13/2028	12,000,000	46,250	271		46,521
Federal Agencies	3133EPC45	FFCB 4.625 11/13/2028	20,000,000	77,083	482		77,565
Federal Agencies	3133EPC45	FFCB 4.625 11/13/2028	55,000,000	211,979	1,319		213,298
Federal Agencies	3133EPC60	FFCB 4.625 11/15/2027	27,950,000	107,724	2,461		110,185
Federal Agencies	3133EPC60	FFCB 4.625 11/15/2027	33,300,000	128,344	2,939		131,283
Federal Agencies	3133EPDL6	FFCB 4.850 10/01/2025	50,000,000	202,083			202,083
Federal Agencies	3133EPJX4	FFCB 3.625 02/17/2026	30,000,000	90,625	2,909		93,534
Federal Agencies	3133EPJX4	FFCB 3.625 02/17/2026	25,000,000	75,521	2,201		77,722
Federal Agencies	3133EPKA2	FFCB 4.000 08/18/2025		50,056	334		50,389
Federal Agencies	3133EPKA2	FFCB 4.000 08/18/2025		56,667	378		57,045
Federal Agencies	3133EPKA2	FFCB 4.000 08/18/2025		47,222	372		47,594
Federal Agencies	3133EPMU6	FFCB 4.250 06/15/2026	30,000,000	106,250	1,375		107,625
Federal Agencies	3133EPMU6	FFCB 4.250 06/15/2026	20,000,000	70,833	871		71,705
Federal Agencies	3133EPMU6	FFCB 4.250 06/15/2026	24,700,000	87,479	1,691		89,170
Federal Agencies	3133EPMV4	FFCB 4.125 06/15/2027	28,940,000	99,481	596		100,077
Federal Agencies	3133EPNG6	FFCB 4.375 06/23/2026	50,000,000	182,292	750		183,041
Federal Agencies	3133EPNG6	FFCB 4.375 06/23/2026	25,000,000	91,146	375		91,521
Federal Agencies	3133EPNG6	FFCB 4.375 06/23/2026	25,000,000	91,146	375		91,521
Federal Agencies	3133EPP66	FFCB 4.000 05/20/2027	31,000,000	103,333	2,343		105,676
Federal Agencies	3133EPP66	FFCB 4.000 05/20/2027	58,850,000	196,167	4,667		200,834
Federal Agencies	3133EPSK2	FFCB 4.250 08/07/2028	19,500,000	69,063	1,489		70,551
Federal Agencies	3133EPSW6	FFCB 4.500 08/14/2026	50,000,000	187,500	3,253		190,753
Federal Agencies	3133EPUN3	FFCB 4.500 08/28/2028	10,000,000	37,500	355		37,855

Monthly Investment Earnings

Pooled Fund

<u>Type of Investment</u>	<u>CUSIP</u>	<u>Issuer Name</u>	<u>Par Value</u>	<u>Accrued Interest Earned</u>	<u>(Amortization) / Accretion</u>	<u>Realized Gain/(Loss)</u>	<u>Total Earnings</u>
Federal Agencies	3133EPUN3	FFCB 4.500 08/28/2028	25,000,000	93,750	959		94,709
Federal Agencies	3133EPUN3	FFCB 4.500 08/28/2028	15,000,000	56,250	631		56,881
Federal Agencies	3133EPUN3	FFCB 4.500 08/28/2028	33,000,000	123,750	1,613		125,363
Federal Agencies	3133EPVP7	FFCB 4.750 07/08/2026	19,000,000	75,208	456		75,664
Federal Agencies	3133EPVP7	FFCB 4.750 07/08/2026	10,000,000	39,583	249		39,832
Federal Agencies	3133EPVP7	FFCB 4.750 07/08/2026	21,000,000	83,125	516		83,641
Federal Agencies	3133EPVY8	FFCB 5.000 09/15/2025	8,230,000	34,292	251		34,543
Federal Agencies	3133EPVY8	FFCB 5.000 09/15/2025	15,000,000	62,500	770		63,270
Federal Agencies	3133EPVY8	FFCB 5.000 09/15/2025	20,000,000	83,333	1,026		84,360
Federal Agencies	3133EPX91	FFCB 4.125 01/25/2027	35,000,000	120,313	1,247		121,560
Federal Agencies	3133EPX91	FFCB 4.125 01/25/2027	50,000,000	171,875	1,895		173,770
Federal Agencies	3133EPX91	FFCB 4.125 01/25/2027	25,000,000	85,938	891		86,828
Federal Agencies	3133EPX91	FFCB 4.125 01/25/2027	10,000,000	34,375	379		34,754
Federal Agencies	3133EPX91	FFCB 4.125 01/25/2027	5,000,000	17,188	202		17,390
Federal Agencies	3133EPYW9	FFCB 5.125 10/20/2025	50,000,000	213,542	1,187		214,729
Federal Agencies	3133EPYW9	FFCB 5.125 10/20/2025	25,000,000	106,771	615		107,386
Federal Agencies	3133EPYW9	FFCB 5.125 10/20/2025	35,000,000	149,479	1,173		150,652
Federal Agencies	3133EPYW9	FFCB 5.125 10/20/2025	24,000,000	102,500	3,247		105,747
Federal Agencies	3133EPZA6	FFCB 4.875 10/20/2026	30,000,000	121,875	4,692		126,567
Federal Agencies	3133EPZA6	FFCB 4.875 10/20/2026	14,000,000	56,875	2,689		59,564
Federal Agencies	3133EPZY4	FFCB 5.000 07/30/2026	25,000,000	104,167	1,953		106,120
Federal Agencies	3133EPZY4	FFCB 5.000 07/30/2026	3,000,000	12,500	249		12,749
Federal Agencies	3133EPZY4	FFCB 5.000 07/30/2026	9,615,000	40,063	799		40,861
Federal Agencies	3133EPZY4	FFCB 5.000 07/30/2026	16,000,000	66,667	1,329		67,996
Federal Agencies	3133ER2Z3	FFCB 4.250 11/03/2027	41,880,000	148,325	70		148,395
Federal Agencies	3133ER2Z3	FFCB 4.250 11/03/2027	5,000,000	17,708	20		17,728
Federal Agencies	3133ER4A6	FFCB 4.250 02/18/2027	30,000,000	106,250	1,376		107,626
Federal Agencies	3133ER4A6	FFCB 4.250 02/18/2027	25,000,000	88,542	1,093		89,635
Federal Agencies	3133ER4A6	FFCB 4.250 02/18/2027	2,000,000	7,083	91		7,174
Federal Agencies	3133ER4H1	FFCB 4.500 01/18/2030	12,815,000	48,056	(3,650)		44,406
Federal Agencies	3133ER4H1	FFCB 4.500 01/18/2030	18,000,000	67,500	(5,101)		62,399
Federal Agencies	3133ER7L9	FFCB 4.000 03/18/2030	8,695,000	28,983	402		29,385
Federal Agencies	3133ERD24	FFCB 4.250 02/18/2027	30,000,000	106,250	622		106,872
Federal Agencies	3133ERDH1	FFCB 4.750 04/30/2029	63,085,000	249,711	(11,575)		238,137
Federal Agencies	3133ERDH1	FFCB 4.750 04/30/2029	27,892,000	110,406	(5,111)		105,294
Federal Agencies	3133ERDH1	FFCB 4.750 04/30/2029	30,000,000	118,750	(5,412)		113,338
Federal Agencies	3133ERDS7	FFCB 4.750 05/06/2027	12,727,000	50,378	(377)		50,001
Federal Agencies	3133ERGL9	FFCB 4.500 06/07/2028	15,000,000	56,250	115		56,365
Federal Agencies	3133ERGL9	FFCB 4.500 06/07/2028	20,000,000	75,000	(808)		74,192
Federal Agencies	3133ERGL9	FFCB 4.500 06/07/2028	14,934,000	56,003	(604)		55,399
Federal Agencies	3133ERGS4	FFCB 4.250 06/11/2029	10,000,000	35,417	555		35,971
Federal Agencies	3133ERGS4	FFCB 4.250 06/11/2029	10,000,000	35,417	555		35,971
Federal Agencies	3133ERGS4	FFCB 4.250 06/11/2029	20,000,000	70,833	1,109		71,943
Federal Agencies	3133ERGS4	FFCB 4.250 06/11/2029	10,000,000	35,417	555		35,971
Federal Agencies	3133ERGS4	FFCB 4.250 06/11/2029	29,000,000	102,708	1,306		104,014
Federal Agencies	3133ERHD6	FFCB 4.875 06/12/2026	32,000,000	130,000	(2,192)		127,808
Federal Agencies	3133ERHD6	FFCB 4.875 06/12/2026	20,000,000	81,250	(1,302)		79,948
Federal Agencies	3133ERHN4	FFCB 4.250 10/20/2028	38,000,000	134,583	4,204		138,788
Federal Agencies	3133ERHN4	FFCB 4.250 10/20/2028	5,000,000	17,708	546		18,255

Monthly Investment Earnings Pooled Fund

<u>Type of Investment</u>	<u>CUSIP</u>	<u>Issuer Name</u>	<u>Par Value</u>	<u>Accrued Interest Earned</u>	<u>(Amortization) / Accretion</u>	<u>Realized Gain/(Loss)</u>	<u>Total Earnings</u>
Federal Agencies	3133ERJ51	FFCB 4.125 12/10/2027	38,343,000	131,804	3,288		135,092
Federal Agencies	3133ERJ51	FFCB 4.125 12/10/2027	25,505,000	87,673	2,180		89,854
Federal Agencies	3133ERJ51	FFCB 4.125 12/10/2027	21,000,000	72,188	1,801		73,989
Federal Agencies	3133ERJ51	FFCB 4.125 12/10/2027	33,000,000	113,438	3,046		116,484
Federal Agencies	3133ERJZ5	FFCB 4.500 06/28/2027	30,000,000	112,500	401		112,901
Federal Agencies	3133ERKM2	FFCB 4.500 07/08/2027	25,000,000	93,750	(942)		92,808
Federal Agencies	3133ERKM2	FFCB 4.500 07/08/2027	25,000,000	93,750	(723)		93,027
Federal Agencies	3133ERKX8	FFCB 4.250 07/12/2029	20,000,000	70,833	183		71,017
Federal Agencies	3133ERMB4	FFCB 4.250 07/23/2027	10,000,000	35,417	99		35,516
Federal Agencies	3133ERMB4	FFCB 4.250 07/23/2027	15,000,000	53,125	149		53,274
Federal Agencies	3133ERT84	FFCB 4.250 01/14/2028	29,750,000	105,365	4,927		110,292
Federal Agencies	3133ERVR9	FFCB 3.500 07/01/2027	55,000,000	160,417	2,310		162,726
Federal Agencies	3133ERWR8	FFCB 3.500 01/07/2027	12,500,000	36,458	4,767		41,225
Federal Agencies	3133ERXJ5	FFCB 3.875 10/15/2027	8,000,000	25,833	109		25,942
Federal Agencies	3133ERXJ5	FFCB 3.875 10/15/2027	5,000,000	16,146	78		16,224
Federal Agencies	3133ERZ46	FFCB 4.250 01/28/2028	50,000,000	177,083	724		177,807
Federal Agencies	3133ERZ46	FFCB 4.250 01/28/2028	47,000,000	166,458	680		167,139
Federal Agencies	3133ETBF3	FFCB 4.000 04/01/2030	32,260,000	107,533	275		107,808
Federal Agencies	3133ETBF3	FFCB 4.000 04/01/2030	46,750,000	155,833	295		156,128
Federal Agencies	3133ETBF3	FFCB 4.000 04/01/2030	15,000,000	50,000	107		50,107
Federal Agencies	3133ETBF3	FFCB 4.000 04/01/2030	43,020,000	143,400	1,974		145,374
Federal Agencies	3133ETBF3	FFCB 4.000 04/01/2030	50,000,000	166,667	8,084		174,750
Federal Agencies	3133ETJF5	FFCB 4.000 02/23/2027	45,000,000	150,000	1,349		151,349
Federal Agencies	3133ETJF5	FFCB 4.000 02/23/2027	10,000,000	33,333	300		33,633
Federal Agencies	3133ETJS7	FFCB 4.000 11/10/2026	12,600,000	42,000	1,091		43,091
Federal Agencies	3133ETJV0	FFCB 4.000 11/30/2029	15,000,000	50,000	1,029		51,029
Federal Agencies	3133ETJV0	FFCB 4.000 11/30/2029	23,000,000	76,667	1,469		78,136
Federal Agencies	3133ETJZ1	FFCB 3.875 06/05/2028	25,000,000	80,729	1,209		81,938
Federal Agencies	3133ETJZ1	FFCB 3.875 06/05/2028	7,370,000	23,799	780		24,579
Federal Agencies	3133ETKN6	FFCB 4.000 10/09/2029	15,000,000	50,000	367		50,367
Federal Agencies	3133ETKN6	FFCB 4.000 10/09/2029	10,000,000	33,333	245		33,578
Federal Agencies	3133ETKQ9	FFCB 4.000 06/10/2030	20,000,000	66,667	934		67,600
Federal Agencies	3133ETKQ9	FFCB 4.000 06/10/2030	10,000,000	33,333	441		33,775
Federal Agencies	3133ETKQ9	FFCB 4.000 06/10/2030	25,000,000	83,333	598		83,932
Federal Agencies	3133ETKQ9	FFCB 4.000 06/10/2030	15,000,000	50,000	23		50,023
Federal Agencies	3133ETKQ9	FFCB 4.000 06/10/2030	9,750,000	32,500	67		32,567
Federal Agencies	3133ETLM7	FFCB 4.000 06/17/2030	41,000,000	136,667	(606)		136,061
Federal Agencies	3133ETLM7	FFCB 4.000 06/17/2030	15,000,000	50,000	(222)		49,778
Federal Agencies	3133ETLM7	FFCB 4.000 06/17/2030	10,070,000	33,567	(135)		33,432
Federal Agencies	3133ETLM7	FFCB 4.000 06/17/2030	16,944,000	56,480	116		56,596
Federal Agencies	3133ETME4	FFCB 4.000 01/23/2030	25,000,000	83,333	999		84,333
Federal Agencies	3133ETME4	FFCB 4.000 01/23/2030	14,450,000	48,167	578		48,744
Federal Agencies	3133ETME4	FFCB 4.000 01/23/2030	5,000,000	16,667	193		16,860
Federal Agencies	3133ETNU7	FFCB 3.750 07/03/2028	50,000,000	156,250	4,840		161,090
Federal Agencies	3133ETNU7	FFCB 3.750 07/03/2028	22,500,000	70,313	2,153		72,465
Federal Agencies	3133ETNU7	FFCB 3.750 07/03/2028	25,000,000	78,125	2,728		80,853
Federal Agencies	3133ETPF8	FFCB 3.750 07/08/2030	20,000,000	62,500	3,812		66,312
Federal Agencies	3133ETSX6	FFCB 3.625 08/11/2027	7,000,000	14,097	405		14,502
Federal Agencies	3133ETSX6	FFCB 3.625 08/11/2027	5,000,000	10,069	289		10,359

Monthly Investment Earnings

Pooled Fund

<u>Type of Investment</u>	<u>CUSIP</u>	<u>Issuer Name</u>	<u>Par Value</u>	<u>Accrued Interest Earned</u>	<u>(Amortization) / Accretion</u>	<u>Realized Gain/(Loss)</u>	<u>Total Earnings</u>
Federal Agencies	3133ETX6	FFCB 3.625 08/11/2027	5,000,000	10,069	295		10,364
Federal Agencies	3133ETUE5	FFCB 3.750 02/22/2027	40,000,000	37,500	969		38,469
Federal Agencies	3133ETUE5	FFCB 3.750 02/22/2027	25,000,000	23,438	592		24,029
Federal Agencies	3133ETUE5	FFCB 3.750 02/22/2027	15,000,000	14,063	363		14,426
Federal Agencies	3133ETUE5	FFCB 3.750 02/22/2027	35,000,000	32,813	899		33,711
Federal Agencies	3135G05X7	FNMA 0.375 08/25/2025		18,125	9,325		27,450
Federal Agencies	3135G05X7	FNMA 0.375 08/25/2025		6,250	4,635		10,885
Federal Agencies	3136GA3N7	FNMA 5.045 12/27/2029	20,000,000	84,083			84,083
Federal Agencies	3136GA3N7	FNMA 5.045 12/27/2029	62,000,000	260,658			260,658
Federal Agencies	3136GA3N7	FNMA 5.045 12/27/2029	20,000,000	84,083			84,083
Federal Agencies	3136GA3N7	FNMA 5.045 12/27/2029	20,000,000	84,083			84,083
Federal Agencies	3136GAAR0	FNMA 4.690 02/07/2028	25,000,000	97,708			97,708
Federal Agencies	3136GAAR0	FNMA 4.690 02/07/2028	50,000,000	195,417			195,417
Federal Agencies	3136GAAR0	FNMA 4.690 02/07/2028	25,000,000	97,708			97,708
Federal Agencies	3136GAAR0	FNMA 4.690 02/07/2028	25,000,000	97,708			97,708
Federal Agencies	3136GAAR0	FNMA 4.690 02/07/2028	25,000,000	97,708			97,708
Federal Agencies	3136GAFL8	FNMA 4.710 10/15/2029	50,000,000	196,250			196,250
Federal Agencies	3136GAFL8	FNMA 4.710 10/15/2029	25,000,000	98,125			98,125
Federal Agencies	3136GAFL8	FNMA 4.710 10/15/2029	25,000,000	98,125			98,125
Federal Agencies	3136GAFL8	FNMA 4.710 10/15/2029	25,000,000	98,125			98,125
Federal Agencies	3136GAFL8	FNMA 4.710 10/15/2029	25,000,000	98,125			98,125
Federal Agencies	3137EAEX3	FHLMC 0.375 09/23/2025	22,600,000	7,063	5,676		12,738
Subtotals			\$ 6,705,329,000	\$ 20,989,710	\$ 499,055	\$ -	\$ 21,488,764
Public Time Deposits	PPGQE6C86	FIVSTR 4.290 11/17/2025	\$ 20,000,000	\$ 73,883			\$ 73,883
Public Time Deposits	PPGQEWEX2	BRIDGE 4.340 12/15/2025	10,000,000	36,860			36,860
Public Time Deposits	PPGUALS16	BKSANF 4.310 12/08/2025	10,000,000	37,114			37,114
Public Time Deposits	PPGUCT9Z3	BRIDGE 4.330 01/12/2026	10,000,000	36,775			36,775
Public Time Deposits	PPGZ3O8Q4	BKSANF 4.330 01/05/2026	10,000,000	37,286			37,286
Subtotals			\$ 60,000,000	\$ 221,919	\$ -	\$ -	\$ 221,919
Negotiable CDs	06367DMU6	BMOCHG 4.590 08/11/2025		\$ 82,875			\$ 82,875
Negotiable CDs	06367DMX0	BMOCHG 4.570 10/24/2025	50,000,000	196,764			196,764
Negotiable CDs	06367DN92	BMOCHG 4.530 09/22/2025	50,000,000	195,042			195,042
Negotiable CDs	06367DPW9	BMOCHG 4.350 10/24/2025	50,000,000	187,292			187,292
Negotiable CDs	06367DQ32	BMOCHG 4.330 02/09/2026	75,000,000	279,646			279,646
Negotiable CDs	06367DQK4	BMOCHG 4.320 01/12/2026	50,000,000	186,000			186,000
Negotiable CDs	06367DQP3	BMOCHG 4.430 02/11/2026	70,000,000	267,031			267,031
Negotiable CDs	06367DRH0	BMOCHG 4.330 03/24/2026	50,000,000	186,431			186,431
Negotiable CDs	06367DRJ6	BMOCHG 4.330 03/25/2026	50,000,000	186,431			186,431
Negotiable CDs	06367DRZ0	BMOCHG 4.170 06/01/2026	100,000,000	312,750			312,750
Negotiable CDs	06367DS97	BMOCHG 4.200 06/15/2026	100,000,000	163,333			163,333
Negotiable CDs	06418NHV7	BNSHOU 4.270 07/01/2026	100,000,000	367,694			367,694
Negotiable CDs	06418NJE3	BNSHOU 4.200 04/20/2026	125,000,000	160,417			160,417
Negotiable CDs	13606DCE0	CIBCNY 4.550 10/24/2025	50,000,000	195,903			195,903
Negotiable CDs	13606DCV2	CIBCNY 4.530 09/22/2025	75,000,000	292,563			292,563
Negotiable CDs	13606DFF4	CIBCNY 4.420 09/24/2025	110,000,000	418,672			418,672
Negotiable CDs	13606DGY2	CIBCNY 4.360 01/22/2026	60,000,000	225,267			225,267
Negotiable CDs	13606DGZ9	CIBCNY 4.360 01/28/2026	80,000,000	300,356			300,356

Monthly Investment Earnings

Pooled Fund

Type of Investment	CUSIP	Issuer Name	Par Value	Accrued Interest Earned	(Amortization) / Accretion	Realized Gain/(Loss)	Total Earnings
Negotiable CDs	13606DHE5	CIBCNY 4.340 12/15/2025	75,000,000	280,292			280,292
Negotiable CDs	13606DHF2	CIBCNY 4.330 02/09/2026	50,000,000	186,431			186,431
Negotiable CDs	13606DKH4	CIBCNY 4.330 01/20/2026	60,000,000	223,717			223,717
Negotiable CDs	78015J2Y2	RY 4.550 09/08/2025	65,000,000	254,674			254,674
Negotiable CDs	78015J3L9	RY 4.510 11/20/2025	60,000,000	233,017			233,017
Negotiable CDs	78015J3U9	RY 4.560 11/19/2025	50,000,000	196,333			196,333
Negotiable CDs	78015JC47	RY 4.410 08/11/2025		80,850			80,850
Negotiable CDs	78015JG84	RY 4.330 02/23/2026	60,000,000	223,717			223,717
Negotiable CDs	78015JGQ4	RY 4.380 03/06/2026	50,000,000	188,583			188,583
Negotiable CDs	78015JJ81	RY 4.290 03/16/2026	100,000,000	369,417			369,417
Negotiable CDs	78015JJQ1	RY 4.330 04/07/2026	50,000,000	186,431			186,431
Negotiable CDs	78015JL88	RY 4.060 07/01/2026	100,000,000	203,000			203,000
Negotiable CDs	78015JMC8	RY 4.180 04/23/2026	100,000,000	127,722			127,722
Negotiable CDs	89115DEG7	TDNY 4.410 03/11/2026	50,000,000	189,875			189,875
Negotiable CDs	89115DHC3	TDNY 4.400 03/16/2026	60,000,000	227,333			227,333
Negotiable CDs	89115DPK6	TDNY 4.490 10/24/2025	100,000,000	386,639			386,639
Negotiable CDs	89115DQT6	TDNY 4.540 01/12/2026	100,000,000	390,944			390,944
Negotiable CDs	89115DWB8	TDNY 4.360 09/05/2025	50,000,000	187,722			187,722
Negotiable CDs	89115DWF9	TDNY 4.360 09/10/2025	50,000,000	187,722			187,722
Negotiable CDs	89115DWK8	TDNY 4.350 11/05/2025	50,000,000	187,292			187,292
Negotiable CDs	89115DWT9	TDNY 4.360 01/28/2026	50,000,000	187,722			187,722
Negotiable CDs	89115DXB7	TDNY 4.340 12/15/2025	60,000,000	224,233			224,233
Negotiable CDs	89115DXF8	TDNY 4.340 12/29/2025	65,000,000	242,919			242,919
Negotiable CDs	96130AA24	WSTNY 4.350 03/16/2026	100,000,000	374,583			374,583
Negotiable CDs	96130AA65	WSTNY 4.380 03/23/2026	140,000,000	528,033			528,033
Negotiable CDs	96130AC22	WSTNY 4.320 06/15/2026	100,000,000	372,000			372,000
Negotiable CDs	96130AZR2	WSTNY 4.350 12/03/2025	100,000,000	374,583			374,583
Negotiable CDs	96130AZZ4	WSTNY 4.350 05/04/2026	125,000,000	468,229			468,229
Subtotals			\$ 3,265,000,000	\$ 11,488,478	\$ -	\$ -	\$ 11,488,478
Commercial Paper	03785DWF9	APPINC 0.000 09/15/2025	\$ 10,000,000		\$ 36,167		\$ 36,167
Commercial Paper	14912DVE6	CATFIN 0.000 08/14/2025			125,089		125,089
Commercial Paper	14912DVN6	CATFIN 0.000 08/22/2025			132,000		132,000
Commercial Paper	14912DVV8	CATFIN 0.000 08/29/2025			192,889		192,889
Commercial Paper	14912DW21	CATFIN 0.000 09/02/2025	100,000,000		156,361		156,361
Commercial Paper	14912DW21	CATFIN 0.000 09/02/2025	50,000,000		29,931		29,931
Commercial Paper	14912DW39	CATFIN 0.000 09/03/2025	42,200,000		65,984		65,984
Commercial Paper	62479LV51	MUFGBK 0.000 08/05/2025			11,972		11,972
Commercial Paper	62479LV51	MUFGBK 0.000 08/05/2025			53,778		53,778
Commercial Paper	62479LWF8	MUFGBK 0.000 09/15/2025	20,000,000		73,367		73,367
Commercial Paper	62479LWP6	MUFGBK 0.000 09/23/2025	35,000,000		128,392		128,392
Commercial Paper	62479LX67	MUFGBK 0.000 10/06/2025	25,000,000		91,493		91,493
Commercial Paper	62479LXF7	MUFGBK 0.000 10/15/2025	11,000,000		40,162		40,162
Commercial Paper	62479LXL4	MUFGBK 0.000 10/20/2025	15,000,000		54,767		54,767
Commercial Paper	62479LXN0	MUFGBK 0.000 10/22/2025	55,000,000		200,811		200,811
Commercial Paper	62479LXV2	MUFGBK 0.000 10/29/2025	15,000,000		17,875		17,875
Commercial Paper	62479LY33	MUFGBK 0.000 11/03/2025	10,000,000		37,372		37,372
Commercial Paper	62479LY74	MUFGBK 0.000 11/07/2025	11,000,000		41,015		41,015
Commercial Paper	62479LYH2	MUFGBK 0.000 11/17/2025	38,000,000		141,033		141,033

Monthly Investment Earnings

Pooled Fund

<u>Type of Investment</u>	<u>CUSIP</u>	<u>Issuer Name</u>	<u>Par Value</u>	<u>Accrued Interest Earned</u>	<u>(Amortization) / Accretion</u>	<u>Realized Gain/(Loss)</u>	<u>Total Earnings</u>
Commercial Paper	62479LYM1	MUFGBK 0.000 11/21/2025	26,000,000		96,496		96,496
Commercial Paper	62479LYS8	MUFGBK 0.000 11/26/2025	15,000,000		55,542		55,542
Commercial Paper	62479MB69	MUFGBK 0.000 02/06/2026	25,000,000		92,354		92,354
Commercial Paper	62479MC92	MUFGBK 0.000 03/09/2026	130,000,000		482,481		482,481
Commercial Paper	62479MCQ4	MUFGBK 0.000 03/24/2026	100,000,000		365,972		365,972
Commercial Paper	62479MD67	MUFGBK 0.000 04/06/2026	110,000,000		404,464		404,464
Commercial Paper	89116EZ55	TDHUSA 0.000 12/05/2025	11,000,000		40,257		40,257
Commercial Paper	89116EZF3	TDHUSA 0.000 12/15/2025	25,000,000		91,278		91,278
Commercial Paper	89116EZF1	TDHUSA 0.000 12/23/2025	40,000,000		145,011		145,011
Commercial Paper	89233GVR4	TOYCC 0.000 08/25/2025			192,400		192,400
Commercial Paper	89233GW85	TOYCC 0.000 09/08/2025	65,000,000		243,479		243,479
Commercial Paper	89233GX84	TOYCC 0.000 10/08/2025	60,000,000		222,167		222,167
Commercial Paper	89233GXP6	TOYCC 0.000 10/23/2025	75,000,000		286,104		286,104
Commercial Paper	89233GXQ4	TOYCC 0.000 10/24/2025	50,000,000		186,431		186,431
Commercial Paper	89233GZ17	TOYCC 0.000 12/01/2025	125,000,000		451,007		451,007
Commercial Paper	89233GZF6	TOYCC 0.000 12/15/2025	75,000,000		269,958		269,958
Commercial Paper	89233HEN0	TOYCC 0.000 05/22/2026	100,000,000		56,528		56,528
Subtotals			\$ 1,469,200,000	\$ -	\$ 5,312,385	\$ -	\$ 5,312,385
Medium Term Notes	037833CJ7	AAPL 3.350 02/09/2027	\$ 50,000,000	\$ 139,583	\$ 14,684		\$ 154,268
Medium Term Notes	14913UAN0	CAT 4.450 10/16/2026	18,385,000	68,178	(8,805)		59,373
Medium Term Notes	24422EXV6	DE 4.200 07/15/2027	10,000,000	35,000	42		35,042
Medium Term Notes	24422EYD5	DE 4.250 06/05/2028	25,000,000	88,542	629		89,171
Medium Term Notes	594918BJ2	MSFT 3.125 11/03/2025	11,749,000	30,596	7,601		38,197
Medium Term Notes	594918CN2	MSFT 3.400 09/15/2026	6,452,000	18,281	7,033		25,314
Medium Term Notes	594918CN2	MSFT 3.400 09/15/2026	13,009,000	36,859	14,105		50,963
Medium Term Notes	89236TMY8	TOYOTA 4.600 01/08/2027	40,000,000	153,333	936		154,269
Medium Term Notes	91324PFF4	UNH 4.750 07/15/2026		9,896	175	60,005	70,076
Subtotals			\$ 174,595,000	\$ 580,268	\$ 36,399	\$ 60,005	\$ 676,672
Money Market Funds	09248U718	BlackRock Liquidity Funds T-Fund	\$ 14,420,478	\$ 50,853			\$ 50,853
Money Market Funds	31607A703	Fidelity Govt Portfolio	862,330,316	3,138,025			3,138,025
Money Market Funds	608919718	Federated Hermes Govt Obligations Fund	202,528,707	806,221			806,221
Money Market Funds	262006208	Dreyfus Government Cash Management	15,001,708	53,152			53,152
Money Market Funds	85749T517	State Street Institutional U.S. Govt MMF	123,401,318	115,396			115,396
Money Market Funds	61747C319	Morgan Stanley Institutional Liquidity Fund	13,590,842	63,269			63,269
Subtotals			\$ 1,231,273,368	\$ 4,226,917	\$ -	\$ -	\$ 4,226,917
Supranationals	45818WDG8	IADB 0.820 02/27/2026	\$ 19,500,000	\$ 13,325	\$ (1,071)		\$ 12,254
Supranationals	4581X0EN4	IADB 4.125 02/15/2029	25,000,000	85,938	6,469		92,407
Supranationals	4581X0EN4	IADB 4.125 02/15/2029	50,000,000	171,875	3,204		175,079
Supranationals	459058KJ1	IBRD 3.125 06/15/2027	12,323,000	32,091	11,335		43,426
Supranationals	45950VRU2	IFC 4.023 01/26/2026	100,000,000	335,250			335,250
Subtotals			\$ 206,823,000	\$ 638,479	\$ 19,936	\$ -	\$ 658,415
Secured Bank Deposit	0660P0999	Bank of America TTX INV Deposit Acct	\$ 361,086,085	\$ 1,329,129			\$ 1,329,129
Subtotals			\$ 361,086,085	\$ 1,329,129	\$ -	\$ -	\$ 1,329,129
Grand Totals			\$17,385,306,454	\$ 48,146,307	\$ 7,042,897	\$ 60,005	\$ 55,249,209

Investment Transactions Pooled Fund

For month ended August 31, 2025										
Accounting ID	Transaction Type	Cusip	Description	Price	Settlement Date	Posted Date	Par Value	Principal	Accrued Interest	Total
58760	Buy	313385KA3	FHDN 0.000 08/05/2025	99.98819	08/04/2025	08/04/2025	100,000,000.00	99,988,194.44	0.00	99,988,194.44
58761	Buy	06367DRZ0	BMOCHG 4.170 06/01/2026	100.00000	08/05/2025	08/05/2025	100,000,000.00	100,000,000.00	0.00	100,000,000.00
58762	Buy	912797QK6	B 0.000 08/19/2025	99.84613	08/06/2025	08/06/2025	40,000,000.00	39,938,452.22	0.00	39,938,452.22
58766	Buy	313385KC9	FHDN 0.000 08/07/2025	99.98819	08/06/2025	08/06/2025	100,000,000.00	99,988,194.44	0.00	99,988,194.44
58767	Buy	313385KD7	FHDN 0.000 08/08/2025	99.98819	08/07/2025	08/07/2025	69,000,000.00	68,991,854.17	0.00	68,991,854.17
58768	Buy	313385KD7	FHDN 0.000 08/08/2025	99.98819	08/07/2025	08/07/2025	31,719,000.00	31,715,255.39	0.00	31,715,255.39
58769	Buy	313385KG0	FHDN 0.000 08/11/2025	99.96467	08/08/2025	08/08/2025	100,000,000.00	99,964,666.67	0.00	99,964,666.67
58763	Buy	3133ETSX6	FFCB 3.625 08/11/2027	99.79900	08/11/2025	08/11/2025	7,000,000.00	6,985,930.00	0.00	6,985,930.00
58764	Buy	3133ETSX6	FFCB 3.625 08/11/2027	99.79900	08/11/2025	08/11/2025	5,000,000.00	4,989,950.00	0.00	4,989,950.00
58765	Buy	3133ETSX6	FFCB 3.625 08/11/2027	99.79500	08/11/2025	08/11/2025	5,000,000.00	4,989,750.00	0.00	4,989,750.00
58770	Buy	3130ATHX8	FHLB 4.125 09/14/2029	101.20100	08/11/2025	08/11/2025	17,000,000.00	17,204,170.00	286,343.75	17,490,513.75
58771	Buy	313385KH8	FHDN 0.000 08/12/2025	99.98822	08/11/2025	08/11/2025	100,000,000.00	99,988,222.22	0.00	99,988,222.22
58772	Buy	14912DVN6	CATFIN 0.000 08/22/2025	99.86800	08/11/2025	08/11/2025	100,000,000.00	99,868,000.00	0.00	99,868,000.00
58773	Buy	14912DVV8	CATFIN 0.000 08/29/2025	99.80711	08/13/2025	08/13/2025	100,000,000.00	99,807,111.11	0.00	99,807,111.11
58774	Buy	78015JL88	RY 4.060 07/01/2026	100.00000	08/14/2025	08/14/2025	100,000,000.00	100,000,000.00	0.00	100,000,000.00
58775	Buy	313385KP0	FHDN 0.000 08/18/2025	99.96458	08/15/2025	08/15/2025	60,000,000.00	59,978,750.00	0.00	59,978,750.00
58779	Buy	313385KQ8	FHDN 0.000 08/19/2025	99.98822	08/18/2025	08/18/2025	100,000,000.00	99,988,222.22	0.00	99,988,222.22
58780	Buy	06367DS97	BMOCHG 4.200 06/15/2026	100.00000	08/18/2025	08/18/2025	100,000,000.00	100,000,000.00	0.00	100,000,000.00
58781	Buy	313385KQ8	FHDN 0.000 08/19/2025	99.98819	08/18/2025	08/18/2025	73,000,000.00	72,991,381.94	0.00	72,991,381.94
58783	Buy	14912DW39	CATFIN 0.000 09/03/2025	99.81958	08/19/2025	08/19/2025	42,200,000.00	42,123,864.17	0.00	42,123,864.17
58784	Buy	313385KR6	FHDN 0.000 08/20/2025	99.98819	08/19/2025	08/19/2025	100,000,000.00	99,988,194.44	0.00	99,988,194.44
58785	Buy	14912DW21	CATFIN 0.000 09/02/2025	99.83161	08/19/2025	08/19/2025	100,000,000.00	99,831,611.11	0.00	99,831,611.11
58786	Buy	313385KS4	FHDN 0.000 08/21/2025	99.98819	08/20/2025	08/20/2025	100,000,000.00	99,988,194.44	0.00	99,988,194.44
58787	Buy	313385KS4	FHDN 0.000 08/21/2025	99.98819	08/20/2025	08/20/2025	100,000,000.00	99,988,194.44	0.00	99,988,194.44
58788	Buy	78015JMC8	RY 4.180 04/23/2026	100.00000	08/21/2025	08/21/2025	100,000,000.00	100,000,000.00	0.00	100,000,000.00
58789	Buy	06418NJE3	BNSHOU 4.200 04/20/2026	100.00000	08/21/2025	08/21/2025	125,000,000.00	125,000,000.00	0.00	125,000,000.00
58776	Buy	3133ETUE5	FFCB 3.750 02/22/2027	99.86700	08/22/2025	08/22/2025	40,000,000.00	39,946,800.00	0.00	39,946,800.00
58777	Buy	3133ETUE5	FFCB 3.750 02/22/2027	99.87000	08/22/2025	08/22/2025	25,000,000.00	24,967,500.00	0.00	24,967,500.00
58778	Buy	3133ETUE5	FFCB 3.750 02/22/2027	99.86700	08/22/2025	08/22/2025	15,000,000.00	14,980,050.00	0.00	14,980,050.00
58782	Buy	3133ETUE5	FFCB 3.750 02/22/2027	99.85900	08/22/2025	08/22/2025	35,000,000.00	34,950,650.00	0.00	34,950,650.00
58790	Buy	62479LXV2	MUFGBK 0.000 10/29/2025	99.18967	08/22/2025	08/22/2025	15,000,000.00	14,878,450.00	0.00	14,878,450.00
58791	Buy	313385KW5	FHDN 0.000 08/25/2025	99.96454	08/22/2025	08/22/2025	77,836,000.00	77,808,400.65	0.00	77,808,400.65
58792	Buy	313385KX3	FHDN 0.000 08/26/2025	99.98819	08/25/2025	08/25/2025	100,000,000.00	99,988,194.44	0.00	99,988,194.44
58793	Buy	313397KY6	FREDN 0.000 08/27/2025	99.98811	08/26/2025	08/26/2025	51,000,000.00	50,993,936.67	0.00	50,993,936.67
58794	Buy	313385KY1	FHDN 0.000 08/27/2025	99.98819	08/26/2025	08/26/2025	55,000,000.00	54,993,506.94	0.00	54,993,506.94
58795	Buy	89233HEN0	TOYCC 0.000 05/22/2026	96.97011	08/27/2025	08/27/2025	100,000,000.00	96,970,111.11	0.00	96,970,111.11
58796	Buy	14912DW21	CATFIN 0.000 09/02/2025	99.92817	08/27/2025	08/27/2025	50,000,000.00	49,964,083.33	0.00	49,964,083.33
			Activity Total				2,538,755,000.00	2,534,739,846.56	286,343.75	2,535,026,190.31

Investment Transactions

Pooled Fund

Accounting ID	Transaction Type	Cusip	Description	Price	Settlement Date	Posted Date	Par Value	Principal	Accrued Interest	Total
58760	Maturity	313385KA3	FHDN 0.000 08/05/2025	100.00000	08/05/2025	08/05/2025	100,000,000.00	100,000,000.00	0.00	100,000,000.00
58592	Maturity	62479LV51	MUFGBK 0.000 08/05/2025	100.00000	08/05/2025	08/05/2025	25,000,000.00	25,000,000.00	0.00	25,000,000.00
58660	Maturity	62479LV51	MUFGBK 0.000 08/05/2025	100.00000	08/05/2025	08/05/2025	110,000,000.00	110,000,000.00	0.00	110,000,000.00
58131	Sell	91324PFF4	UNH 4.750 07/15/2026	100.32000	08/06/2025	08/06/2025	15,000,000.00	15,048,000.00	41,562.50	15,089,562.50
58766	Maturity	313385KC9	FHDN 0.000 08/07/2025	100.00000	08/07/2025	08/07/2025	100,000,000.00	100,000,000.00	0.00	100,000,000.00
58767	Maturity	313385KD7	FHDN 0.000 08/08/2025	100.00000	08/08/2025	08/08/2025	69,000,000.00	69,000,000.00	0.00	69,000,000.00
58768	Maturity	313385KD7	FHDN 0.000 08/08/2025	100.00000	08/08/2025	08/08/2025	31,719,000.00	31,719,000.00	0.00	31,719,000.00
58445	Maturity	06367DMU6	BMOCHG 4.590 08/11/2025	100.00000	08/11/2025	08/11/2025	65,000,000.00	65,000,000.00	0.00	65,000,000.00
58769	Maturity	313385KG0	FHDN 0.000 08/11/2025	100.00000	08/11/2025	08/11/2025	100,000,000.00	100,000,000.00	0.00	100,000,000.00
58514	Maturity	78015JC47	RY 4.410 08/11/2025	100.00000	08/11/2025	08/11/2025	66,000,000.00	66,000,000.00	0.00	66,000,000.00
58771	Maturity	313385KH8	FHDN 0.000 08/12/2025	100.00000	08/12/2025	08/12/2025	100,000,000.00	100,000,000.00	0.00	100,000,000.00
58758	Maturity	14912DVE6	CATFIN 0.000 08/14/2025	100.00000	08/14/2025	08/14/2025	80,000,000.00	80,000,000.00	0.00	80,000,000.00
58775	Maturity	313385KP0	FHDN 0.000 08/18/2025	100.00000	08/18/2025	08/18/2025	60,000,000.00	60,000,000.00	0.00	60,000,000.00
57662	Maturity	3133EPKA2	FFCB 4.000 08/18/2025	100.00000	08/18/2025	08/18/2025	26,500,000.00	26,500,000.00	0.00	26,500,000.00
57663	Maturity	3133EPKA2	FFCB 4.000 08/18/2025	100.00000	08/18/2025	08/18/2025	30,000,000.00	30,000,000.00	0.00	30,000,000.00
57664	Maturity	3133EPKA2	FFCB 4.000 08/18/2025	100.00000	08/18/2025	08/18/2025	25,000,000.00	25,000,000.00	0.00	25,000,000.00
58779	Maturity	313385KQ8	FHDN 0.000 08/19/2025	100.00000	08/19/2025	08/19/2025	100,000,000.00	100,000,000.00	0.00	100,000,000.00
58781	Maturity	313385KQ8	FHDN 0.000 08/19/2025	100.00000	08/19/2025	08/19/2025	73,000,000.00	73,000,000.00	0.00	73,000,000.00
58762	Maturity	912797QK6	B 0.000 08/19/2025	100.00000	08/19/2025	08/19/2025	40,000,000.00	40,000,000.00	0.00	40,000,000.00
58784	Maturity	313385KR6	FHDN 0.000 08/20/2025	100.00000	08/20/2025	08/20/2025	100,000,000.00	100,000,000.00	0.00	100,000,000.00
58786	Maturity	313385KS4	FHDN 0.000 08/21/2025	100.00000	08/21/2025	08/21/2025	100,000,000.00	100,000,000.00	0.00	100,000,000.00
58787	Maturity	313385KS4	FHDN 0.000 08/21/2025	100.00000	08/21/2025	08/21/2025	100,000,000.00	100,000,000.00	0.00	100,000,000.00
58772	Maturity	14912DVN6	CATFIN 0.000 08/22/2025	100.00000	08/22/2025	08/22/2025	100,000,000.00	100,000,000.00	0.00	100,000,000.00
58791	Maturity	313385KW5	FHDN 0.000 08/25/2025	100.00000	08/25/2025	08/25/2025	77,836,000.00	77,836,000.00	0.00	77,836,000.00
46937	Maturity	3135G05X7	FNMA 0.375 08/25/2025	100.00000	08/25/2025	08/25/2025	72,500,000.00	72,500,000.00	0.00	72,500,000.00
46955	Maturity	3135G05X7	FNMA 0.375 08/25/2025	100.00000	08/25/2025	08/25/2025	25,000,000.00	25,000,000.00	0.00	25,000,000.00
58455	Maturity	89233GVR4	TOYCC 0.000 08/25/2025	100.00000	08/25/2025	08/25/2025	65,000,000.00	65,000,000.00	0.00	65,000,000.00
58792	Maturity	313385KX3	FHDN 0.000 08/26/2025	100.00000	08/26/2025	08/26/2025	100,000,000.00	100,000,000.00	0.00	100,000,000.00
58794	Maturity	313385KY1	FHDN 0.000 08/27/2025	100.00000	08/27/2025	08/27/2025	55,000,000.00	55,000,000.00	0.00	55,000,000.00
58793	Maturity	313397KY6	FREDN 0.000 08/27/2025	100.00000	08/27/2025	08/27/2025	51,000,000.00	51,000,000.00	0.00	51,000,000.00
58773	Maturity	14912DVV8	CATFIN 0.000 08/29/2025	100.00000	08/29/2025	08/29/2025	100,000,000.00	100,000,000.00	0.00	100,000,000.00
			Activity Total				2,162,555,000.00	2,162,603,000.00	41,562.50	2,162,644,562.50

Interest Received Pooled Fund

For month ended August 31, 2025							
Accounting ID	Transaction Type	Cusip	Description	Date Posted	Interest Received	Purchased Interest Adjustment	Net Interest
57583	Interest Income	3130AUTC8	FHLB 4.010 02/06/2026	08/06/2025	423,055.00		423,055.00
58131	Interest Income	91324PFF4	UNH 4.750 07/15/2026	08/06/2025	41,562.50		41,562.50
58531	Interest Income	3136GAAR0	FNMA 4.690 02/07/2028	08/07/2025	563,451.39		563,451.39
58532	Interest Income	3136GAAR0	FNMA 4.690 02/07/2028	08/07/2025	1,126,902.77		1,126,902.77
58533	Interest Income	3136GAAR0	FNMA 4.690 02/07/2028	08/07/2025	563,451.39		563,451.39
58534	Interest Income	3136GAAR0	FNMA 4.690 02/07/2028	08/07/2025	563,451.39		563,451.39
58535	Interest Income	3136GAAR0	FNMA 4.690 02/07/2028	08/07/2025	563,451.39		563,451.39
57712	Interest Income	3133EPSK2	FFCB 4.250 08/07/2028	08/07/2025	414,375.00		414,375.00
58445	Interest Income	06367DMU6	BMOCHG 4.590 08/11/2025	08/11/2025	2,229,337.50		2,229,337.50
58514	Interest Income	78015JC47	RY 4.410 08/11/2025	08/11/2025	1,754,445.00		1,754,445.00
58379	Interest Income	037833CJ7	AAPL 3.350 02/09/2027	08/11/2025	837,500.00		837,500.00
57717	Interest Income	3133EPSW6	FFCB 4.500 08/14/2026	08/14/2025	1,125,000.00		1,125,000.00
57902	Interest Income	4581X0EN4	IADB 4.125 02/15/2029	08/15/2025	515,625.00		515,625.00
57911	Interest Income	9128286B1	T 2.625 02/15/2029	08/15/2025	656,250.00		656,250.00
58102	Interest Income	4581X0EN4	IADB 4.125 02/15/2029	08/15/2025	1,031,250.00		1,031,250.00
58444	Interest Income	3133ERD24	FFCB 4.250 02/18/2027	08/18/2025	637,500.00		637,500.00
58549	Interest Income	3133ER4A6	FFCB 4.250 02/18/2027	08/18/2025	637,500.00		637,500.00
58550	Interest Income	3133ER4A6	FFCB 4.250 02/18/2027	08/18/2025	531,250.00		531,250.00
58551	Interest Income	3133ER4A6	FFCB 4.250 02/18/2027	08/18/2025	42,500.00		42,500.00
57660	Interest Income	3133EPJX4	FFCB 3.625 02/17/2026	08/18/2025	543,750.00		543,750.00
57661	Interest Income	3133EPJX4	FFCB 3.625 02/17/2026	08/18/2025	453,125.00		453,125.00
57662	Interest Income	3133EPKA2	FFCB 4.000 08/18/2025	08/18/2025	530,000.00		530,000.00
57663	Interest Income	3133EPKA2	FFCB 4.000 08/18/2025	08/18/2025	600,000.00		600,000.00
57664	Interest Income	3133EPKA2	FFCB 4.000 08/18/2025	08/18/2025	500,000.00		500,000.00
46955	Interest Income	3135G05X7	FNMA 0.375 08/25/2025	08/25/2025	46,875.00		46,875.00
58682	Interest Income	3133ETJF5	FFCB 4.000 02/23/2027	08/25/2025	450,000.00		450,000.00
58683	Interest Income	3133ETJF5	FFCB 4.000 02/23/2027	08/25/2025	100,000.00		100,000.00
47433	Interest Income	3133ENJ35	FFCB 3.320 02/25/2026	08/25/2025	581,000.00		581,000.00
57594	Interest Income	3133EPBJ3	FFCB 4.375 02/23/2026	08/25/2025	1,093,750.00		1,093,750.00
57595	Interest Income	3133EPBJ3	FFCB 4.375 02/23/2026	08/25/2025	546,875.00		546,875.00
57596	Interest Income	3133EPBJ3	FFCB 4.375 02/23/2026	08/25/2025	612,500.00		612,500.00
57597	Interest Income	3133EPBM6	FFCB 4.125 08/23/2027	08/25/2025	206,250.00		206,250.00
46937	Interest Income	3135G05X7	FNMA 0.375 08/25/2025	08/25/2025	135,937.50		135,937.50
47144	Interest Income	45818WDG8	IADB 0.820 02/27/2026	08/27/2025	79,950.00		79,950.00
57729	Interest Income	3133EPUN3	FFCB 4.500 08/28/2028	08/28/2025	225,000.00		225,000.00
57730	Interest Income	3133EPUN3	FFCB 4.500 08/28/2028	08/28/2025	562,500.00		562,500.00
57731	Interest Income	3133EPUN3	FFCB 4.500 08/28/2028	08/28/2025	337,500.00		337,500.00
57732	Interest Income	3133EPUN3	FFCB 4.500 08/28/2028	08/28/2025	742,500.00		742,500.00
			Activity Total		22,605,370.83	0.00	22,605,370.83

Money Market / Secured Bank Deposit Activity Pooled Fund

For month ended August 31, 2025				
Accounting ID	Description	Activity Date	Transaction Type	Transaction Amount
09248U718	BlackRock Liquidity Funds T-Fund	08/29/2025	Interest Received	50,853.35
	Activity Total			50,853.35
31607A703	Fidelity Govt Portfolio	08/13/2025	Withdrawal	(30,000,000.00)
31607A703	Fidelity Govt Portfolio	08/29/2025	Interest Received	3,138,024.87
	Activity Total			(26,861,975.13)
608919718	Federated Hermes Govt Obligations	08/01/2025	Withdrawal	(40,000,000.00)
608919718	Federated Hermes Govt Obligations	08/04/2025	Withdrawal	(110,000,000.00)
608919718	Federated Hermes Govt Obligations	08/06/2025	Withdrawal	(30,000,000.00)
608919718	Federated Hermes Govt Obligations	08/08/2025	Withdrawal	(16,000,000.00)
608919718	Federated Hermes Govt Obligations	08/11/2025	Deposit	155,000,000.00
608919718	Federated Hermes Govt Obligations	08/12/2025	Deposit	100,000,000.00
608919718	Federated Hermes Govt Obligations	08/13/2025	Withdrawal	(150,000,000.00)
608919718	Federated Hermes Govt Obligations	08/18/2025	Deposit	85,000,000.00
608919718	Federated Hermes Govt Obligations	08/19/2025	Withdrawal	(90,000,000.00)
608919718	Federated Hermes Govt Obligations	08/20/2025	Withdrawal	(115,000,000.00)
608919718	Federated Hermes Govt Obligations	08/21/2025	Withdrawal	(40,000,000.00)
608919718	Federated Hermes Govt Obligations	08/22/2025	Withdrawal	(140,000,000.00)
608919718	Federated Hermes Govt Obligations	08/26/2025	Deposit	15,000,000.00
608919718	Federated Hermes Govt Obligations	08/28/2025	Deposit	20,000,000.00
608919718	Federated Hermes Govt Obligations	08/29/2025	Deposit	150,000,000.00
608919718	Federated Hermes Govt Obligations	08/29/2025	Interest Received	806,221.07
	Activity Total			(205,193,778.93)
262006208	Dreyfus Government Cash	08/29/2025	Interest Received	53,151.93
	Activity Total			53,151.93
85749T517	State Street Institutional U.S. Govt	08/14/2025	Withdrawal	(20,000,000.00)
85749T517	State Street Institutional U.S. Govt	08/29/2025	Deposit	100,000,000.00
85749T517	State Street Institutional U.S. Govt	08/29/2025	Deposit	10,000,000.00
85749T517	State Street Institutional U.S. Govt	08/29/2025	Interest Received	115,395.97
	Activity Total			90,115,395.97
61747C319	Morgan Stanley Institutional Liquidity	08/05/2025	Deposit	105,000,000.00
61747C319	Morgan Stanley Institutional Liquidity	08/06/2025	Withdrawal	(110,000,000.00)
61747C319	Morgan Stanley Institutional Liquidity	08/29/2025	Interest Received	63,269.42
	Activity Total			(4,936,730.58)
0660P0999	Bank of America TTX INV Deposit Acct	08/29/2025	Interest Received	1,329,129.43
	Activity Total			1,329,129.43