



Treasurer & Tax Collector
CITY AND COUNTY OF SAN FRANCISCO

José Cisneros
TREASURER

Investment Report for the month of March 2025

April 15, 2025

The Honorable Daniel L. Lurie
Mayor of San Francisco
City Hall, Room 200
1 Dr. Carlton B. Goodlett Place
San Francisco, CA 94102-4638

The Honorable Board of Supervisors
City and County of San Francisco
City Hall, Room 244
1 Dr. Carlton B. Goodlett Place
San Francisco, CA 94102-4638

Colleagues,

In accordance with the provisions of California State Government Code, Section 53646, we forward this report detailing the City's pooled fund portfolio as of March 31, 2025. These investments provide sufficient liquidity to meet expenditure requirements for the next six months and are in compliance with our statement of investment policy and California Code.

This correspondence and its attachments show the investment activity for the month of March 2025 for the portfolios under the Treasurer's management. All pricing and valuation data is obtained from Interactive Data Corporation.

CCSF Pooled Fund Investment Earnings Statistics *

<i>(in \$ million)</i>	Current Month		Prior Month	
	Fiscal YTD	March 2025	Fiscal YTD	February 2025
Average Daily Balance	\$ 16,464	\$ 17,817	\$ 16,292	\$ 17,266
Net Earnings	450.69	55.74	394.95	50.46
Earned Income Return	3.65%	3.68%	3.64%	3.81%

CCSF Pooled Fund Statistics *

<i>(in \$ million)</i>	% of Portfolio	Book Value	Market Value	Wtd. Avg. Coupon	Wtd. Avg. YTM	WAM
U.S. Treasuries	21.46%	\$ 3,933.6	\$ 3,889.1	2.05%	2.46%	662
Federal Agencies	36.86%	6,698.7	6,678.0	3.71%	3.76%	757
Public Time Deposits	0.33%	60.0	60.0	4.39%	4.39%	60
Negotiable CDs	16.49%	2,988.0	2,988.5	4.51%	4.51%	157
Commercial Paper	7.08%	1,283.1	1,282.4	0.00%	4.47%	108
Medium Term Notes	0.91%	164.0	164.0	3.95%	4.23%	598
Money Market Funds	13.33%	2,415.6	2,415.6	4.27%	4.27%	1
Supranationals	1.58%	286.9	286.4	2.82%	3.12%	543
Secured Bank Deposit	1.96%	354.6	354.6	4.35%	4.35%	1
Totals	100.0%	\$ 18,184.5	\$ 18,118.7	3.30%	3.73%	470

In the remainder of this report, we provide additional information and analytics at the security-level and portfolio-level, as recommended by the California Debt and Investment Advisory Commission.

Respectfully,

José Cisneros
Treasurer

cc: Treasury Oversight Committee: Aimee Brown, Kevin Kone, Brenda Kwee McNulty
Greg Wagner - Controller, Office of the Controller
Mark de la Rosa - Director of Audits, Office of the Controller
Mayor's Office of Public Policy and Finance
San Francisco County Transportation Authority
San Francisco Public Library
San Francisco Health Service System

Portfolio Summary

Pooled Fund

As of March 31, 2025

<i>(in \$ million)</i>							
Security Type	Par Value	Book Value	Market Value	Market/Book Price	Current % Allocation	Max. Policy Allocation	Compliant?
U.S. Treasuries	\$ 3,947.0	\$ 3,933.6	\$ 3,889.1	98.87	21.63%	100%	Yes
Federal Agencies	6,702.5	6,698.7	6,678.0	99.69	36.84%	100%	Yes
State & Local Government							
Agency Obligations	-	-	-	-	0.00%	20%	Yes
Public Time Deposits	60.0	60.0	60.0	100.00	0.33%	100%	Yes
Negotiable CDs	2,988.0	2,988.0	2,988.5	100.02	16.43%	30%	Yes
Bankers Acceptances	-	-	-	-	0.00%	40%	Yes
Commercial Paper	1,300.0	1,283.1	1,282.4	99.95	7.06%	25%	Yes
Medium Term Notes	164.6	164.0	164.0	100.01	0.90%	30%	Yes
Repurchase Agreements	-	-	-	-	0.00%	10%	Yes
Reverse Repurchase/ Securities Lending Agreements	-	-	-	-	0.00%	\$75mm	Yes
Money Market Funds - Government	2,415.6	2,415.6	2,415.6	100.00	13.28%	20%	Yes
LAIF	-	-	-	-	0.00%	\$50mm	Yes
Supranationals	287.7	286.9	286.4	99.83	1.58%	30%	Yes
Secured Bank Deposit	354.6	354.6	354.6	100.00	1.95%	N/A	Yes
TOTAL	\$ 18,220.0	\$ 18,184.5	\$ 18,118.7	99.64	100.00%	-	Yes

The City and County of San Francisco uses the following methodology to determine compliance: Compliance is pre-trade and calculated on a book value basis of the overall portfolio value. Cash balances are included in the City's compliance calculations.

Please note the information in this report does not include cash balances. Due to fluctuations in the market value of the securities held in the Pooled Fund and changes in the City's cash position, the allocation limits may be exceeded on a post-trade compliance basis. In these instances, no compliance violation has occurred, as the policy limits were not exceeded prior to trade execution. The full Investment Policy can be found at <https://sftreasurer.org/banking-investments/investments>

Totals may not add due to rounding.

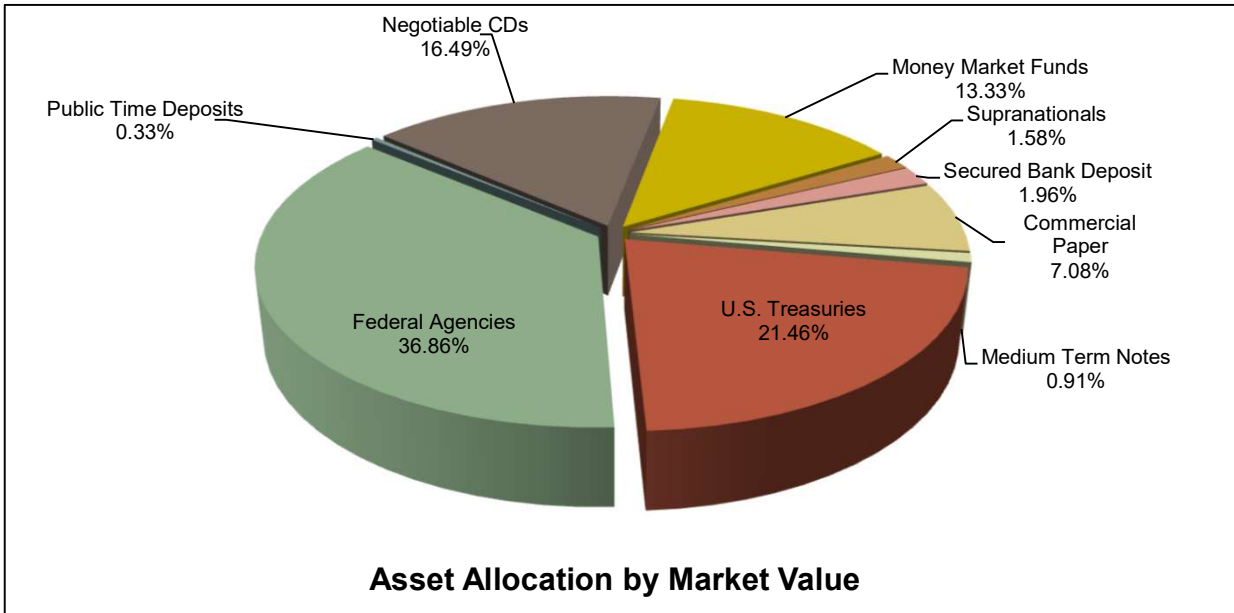
City and County of San Francisco

Pooled Fund Portfolio Statistics

For the month ended March 31, 2025

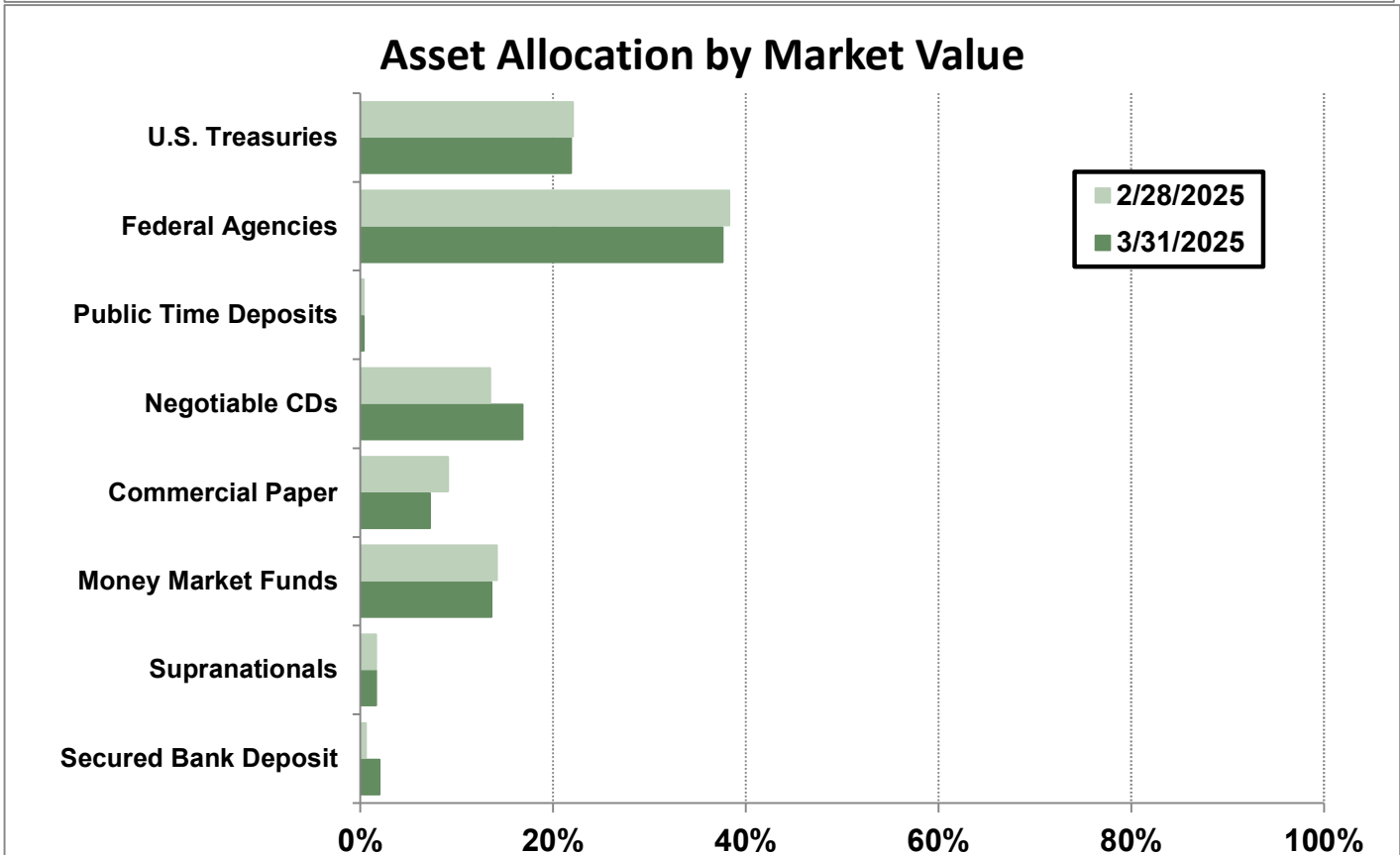
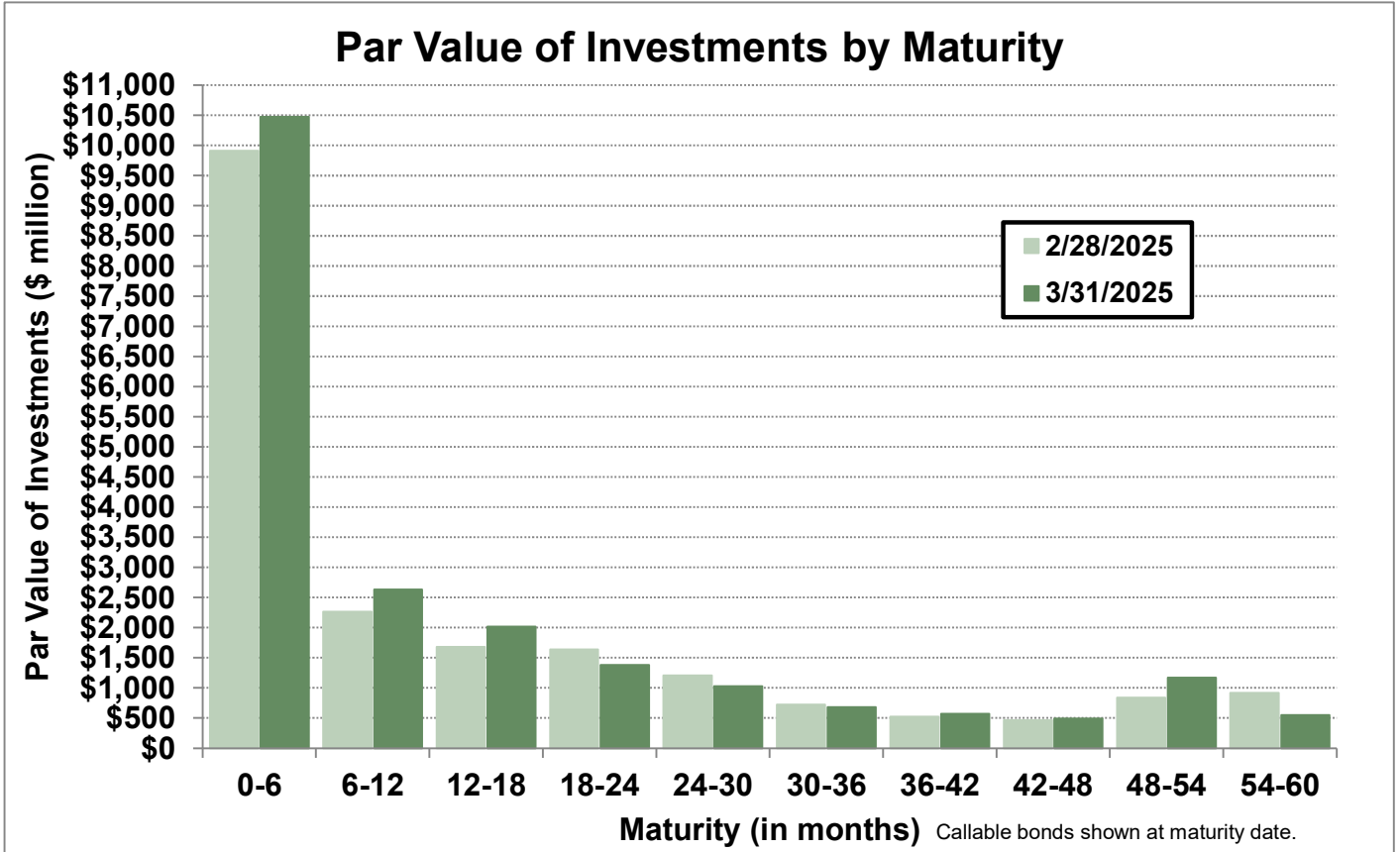
Average Daily Balance	\$17,816,533,130
Net Earnings	\$55,737,728
Earned Income Return	3.68%
Weighted Average Maturity	470 days

Investment Type	(\$ million)	Par Value	Book Value	Market Value
U.S. Treasuries		\$ 3,947.0	\$ 3,933.6	\$ 3,889.1
Federal Agencies		6,702.5	6,698.7	6,678.0
Public Time Deposits		60.0	60.0	60.0
Negotiable CDs		2,988.0	2,988.0	2,988.5
Commercial Paper		1,300.0	1,283.1	1,282.4
Medium Term Notes		164.6	164.0	164.0
Money Market Funds		2,415.6	2,415.6	2,415.6
Supranationals		287.7	286.9	286.4
Secured Bank Deposit		354.6	354.6	354.6
Total		\$ 18,220.0	\$ 18,184.5	\$ 18,118.7

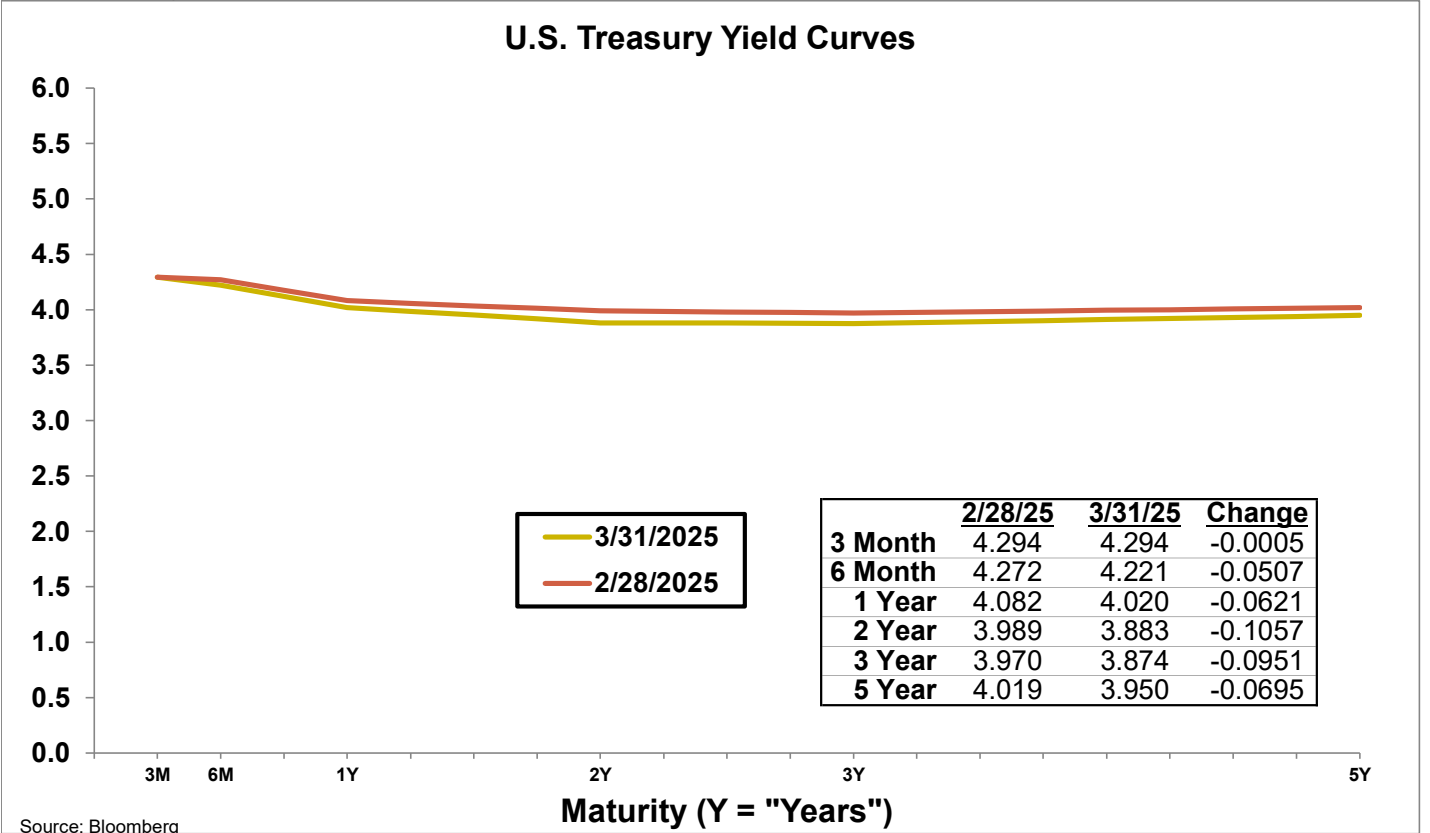
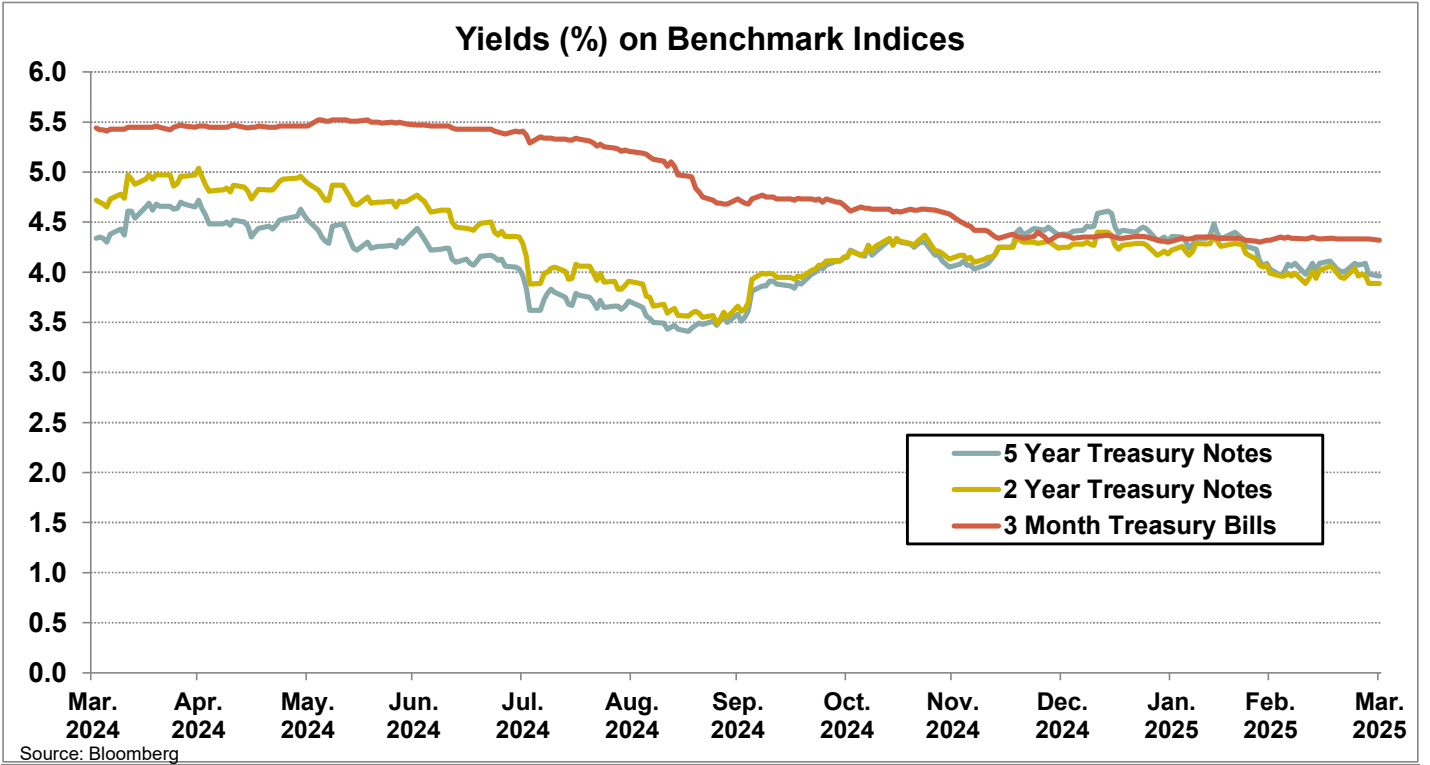


Portfolio Analysis

Pooled Fund



Yield Curves



Investment Inventory

Pooled Fund

As of March 31, 2025

Type of Investment	CUSIP	Issuer Name	Maturity			Par Value	Original Cost	Amortized	
			Settle Date	Date	Coupon			Book Value	Market Value
U.S. Treasuries	912797NT0	U.S. Treasury Bill	3/5/2025	4/1/2025	0.00	\$ 100,000,000	\$ 99,682,188	\$ 100,000,000	\$ 99,988,490
U.S. Treasuries	912828ZL7	U.S. Treasury Note	5/18/2021	4/30/2025	0.38	50,000,000	49,615,234	49,992,267	49,849,610
U.S. Treasuries	912828XB1	U.S. Treasury Note	9/2/2021	5/15/2025	2.13	50,000,000	52,849,609	50,092,807	49,861,330
U.S. Treasuries	912797PL5	U.S. Treasury Bill	2/7/2025	6/3/2025	0.00	50,000,000	49,321,561	49,631,537	49,634,360
U.S. Treasuries	912797PR2	U.S. Treasury Bill	2/11/2025	6/10/2025	0.00	50,000,000	49,305,007	49,591,181	49,597,345
U.S. Treasuries	912828ZW3	U.S. Treasury Note	3/8/2021	6/30/2025	0.25	50,000,000	49,140,625	49,950,893	49,509,765
U.S. Treasuries	912828ZW3	U.S. Treasury Note	3/9/2021	6/30/2025	0.25	50,000,000	49,042,969	49,945,278	49,509,765
U.S. Treasuries	912828ZW3	U.S. Treasury Note	5/12/2021	6/30/2025	0.25	50,000,000	49,281,250	49,957,161	49,509,765
U.S. Treasuries	912828ZW3	U.S. Treasury Note	5/13/2021	6/30/2025	0.25	50,000,000	49,183,594	49,951,308	49,509,765
U.S. Treasuries	912828ZW3	U.S. Treasury Note	5/18/2021	6/30/2025	0.25	50,000,000	49,253,906	49,955,353	49,509,765
U.S. Treasuries	912828ZW3	U.S. Treasury Note	7/12/2021	6/30/2025	0.25	50,000,000	49,310,547	49,957,177	49,509,765
U.S. Treasuries	912828ZW3	U.S. Treasury Note	8/5/2021	6/30/2025	0.25	50,000,000	49,500,000	49,968,421	49,509,765
U.S. Treasuries	912828ZW3	U.S. Treasury Note	8/6/2021	6/30/2025	0.25	50,000,000	49,406,250	49,962,474	49,509,765
U.S. Treasuries	912828ZW3	U.S. Treasury Note	12/7/2021	6/30/2025	0.25	50,000,000	48,628,906	49,905,151	49,509,765
U.S. Treasuries	91282CHL8	U.S. Treasury Note	2/6/2024	6/30/2025	4.63	50,000,000	49,976,563	49,995,864	50,041,015
U.S. Treasuries	91282CAB7	U.S. Treasury Note	8/5/2021	7/31/2025	0.25	50,000,000	49,458,984	49,955,039	49,330,080
U.S. Treasuries	91282CAB7	U.S. Treasury Note	8/6/2021	7/31/2025	0.25	50,000,000	49,363,281	49,947,050	49,330,080
U.S. Treasuries	91282CFK2	U.S. Treasury Note	10/7/2022	9/15/2025	3.50	50,000,000	48,968,750	49,839,647	49,847,655
U.S. Treasuries	91282CAM3	U.S. Treasury Note	5/12/2021	9/30/2025	0.25	50,000,000	49,109,375	49,898,818	49,035,155
U.S. Treasuries	91282CAM3	U.S. Treasury Note	7/26/2021	9/30/2025	0.25	50,000,000	49,281,250	49,914,334	49,035,155
U.S. Treasuries	91282CAT8	U.S. Treasury Note	2/25/2021	10/31/2025	0.25	50,000,000	49,298,828	49,912,610	48,890,625
U.S. Treasuries	91282CAT8	U.S. Treasury Note	3/2/2021	10/31/2025	0.25	50,000,000	49,078,125	49,884,766	48,890,625
U.S. Treasuries	91282CAT8	U.S. Treasury Note	3/4/2021	10/31/2025	0.25	50,000,000	49,048,828	49,880,964	48,890,625
U.S. Treasuries	91282CBC4	U.S. Treasury Note	2/25/2021	12/31/2025	0.38	50,000,000	49,455,078	49,915,645	48,640,625
U.S. Treasuries	91282CBC4	U.S. Treasury Note	2/26/2021	12/31/2025	0.38	50,000,000	49,271,484	49,887,160	48,640,625
U.S. Treasuries	91282CBW0	U.S. Treasury Note	6/28/2021	4/30/2026	0.75	50,000,000	49,662,109	49,924,658	48,271,485
U.S. Treasuries	91282CBW0	U.S. Treasury Note	7/2/2021	4/30/2026	0.75	50,000,000	49,730,469	49,939,764	48,271,485
U.S. Treasuries	912828R36	U.S. Treasury Note	7/23/2021	5/15/2026	1.63	50,000,000	52,203,125	50,512,850	48,689,455
U.S. Treasuries	912828R36	U.S. Treasury Note	8/27/2021	5/15/2026	1.63	50,000,000	51,890,625	50,449,051	48,689,455
U.S. Treasuries	91282CCJ8	U.S. Treasury Note	7/2/2021	6/30/2026	0.88	50,000,000	49,931,641	49,982,948	48,117,190
U.S. Treasuries	91282CCJ8	U.S. Treasury Note	7/14/2021	6/30/2026	0.88	50,000,000	50,070,313	50,017,656	48,117,190
U.S. Treasuries	91282CCJ8	U.S. Treasury Note	7/22/2021	6/30/2026	0.88	50,000,000	50,345,703	50,087,192	48,117,190
U.S. Treasuries	91282CCJ8	U.S. Treasury Note	7/22/2021	6/30/2026	0.88	50,000,000	50,328,125	50,082,759	48,117,190
U.S. Treasuries	91282CCJ8	U.S. Treasury Note	8/6/2021	6/30/2026	0.88	50,000,000	50,406,250	50,103,322	48,117,190
U.S. Treasuries	91282CCJ8	U.S. Treasury Note	8/10/2021	6/30/2026	0.88	50,000,000	50,240,234	50,061,236	48,117,190
U.S. Treasuries	91282CCJ8	U.S. Treasury Note	9/24/2021	6/30/2026	0.88	50,000,000	49,937,500	49,983,657	48,117,190
U.S. Treasuries	91282CCJ8	U.S. Treasury Note	10/14/2021	6/30/2026	0.88	50,000,000	49,593,750	49,892,533	48,117,190
U.S. Treasuries	91282CCJ8	U.S. Treasury Note	1/4/2022	6/30/2026	0.88	50,000,000	49,027,344	49,729,818	48,117,190
U.S. Treasuries	91282CCW9	U.S. Treasury Note	9/28/2021	8/31/2026	0.75	50,000,000	49,449,219	49,841,627	47,802,735
U.S. Treasuries	91282CCZ2	U.S. Treasury Note	10/8/2021	9/30/2026	0.88	50,000,000	49,689,453	49,906,563	47,771,485
U.S. Treasuries	91282CCZ2	U.S. Treasury Note	10/8/2021	9/30/2026	0.88	50,000,000	49,671,875	49,901,274	47,771,485
U.S. Treasuries	91282CCZ2	U.S. Treasury Note	10/19/2021	9/30/2026	0.88	50,000,000	49,318,359	49,793,659	47,771,485
U.S. Treasuries	91282CDK4	U.S. Treasury Note	12/3/2021	11/30/2026	1.25	50,000,000	50,072,266	50,024,102	47,845,705
U.S. Treasuries	91282CDK4	U.S. Treasury Note	12/7/2021	11/30/2026	1.25	50,000,000	50,117,188	50,039,170	47,845,705
U.S. Treasuries	91282CDK4	U.S. Treasury Note	3/29/2022	11/30/2026	1.25	50,000,000	47,078,125	48,959,285	47,845,705
U.S. Treasuries	91282CDQ1	U.S. Treasury Note	3/29/2022	12/31/2026	1.25	50,000,000	47,107,422	48,936,503	47,742,190
U.S. Treasuries	91282CEF4	U.S. Treasury Note	4/6/2022	3/31/2027	2.50	25,000,000	24,757,813	24,902,992	24,327,148
U.S. Treasuries	91282CKV2	U.S. Treasury Note	6/26/2024	6/15/2027	4.63	50,000,000	50,199,219	50,147,944	50,747,500
U.S. Treasuries	91282CKV2	U.S. Treasury Note	7/9/2024	6/15/2027	4.63	50,000,000	50,292,969	50,220,205	50,747,500
U.S. Treasuries	91282CKV2	U.S. Treasury Note	10/8/2024	6/15/2027	4.63	50,000,000	50,906,250	50,744,420	50,747,500
U.S. Treasuries	91282CEW7	U.S. Treasury Note	3/21/2024	6/30/2027	3.25	50,000,000	48,203,125	48,768,029	49,308,595

Investment Inventory

Pooled Fund

Type of Investment	CUSIP	Issuer Name	Maturity			Par Value	Original Cost	Amortized	
			Settle Date	Date	Coupon			Book Value	Market Value
U.S. Treasuries	91282CEW7	U.S. Treasury Note	4/3/2024	6/30/2027	3.25	50,000,000	48,113,281	48,692,215	49,308,595
U.S. Treasuries	91282CEW7	U.S. Treasury Note	9/26/2024	6/30/2027	3.25	50,000,000	49,683,594	49,742,350	49,308,595
U.S. Treasuries	91282CLL3	U.S. Treasury Note	10/1/2024	9/15/2027	3.38	50,000,000	49,785,156	49,821,395	49,378,905
U.S. Treasuries	91282CLX7	U.S. Treasury Note	2/12/2025	11/15/2027	4.13	61,000,000	60,692,617	60,707,284	61,319,298
U.S. Treasuries	91282CMB4	U.S. Treasury Note	12/16/2024	12/15/2027	4.00	50,000,000	49,718,750	49,746,001	50,123,550
U.S. Treasuries	91282CMB4	U.S. Treasury Note	12/16/2024	12/15/2027	4.00	50,000,000	49,712,891	49,740,709	50,123,550
U.S. Treasuries	9128284N7	U.S. Treasury Note	4/9/2024	5/15/2028	2.88	65,000,000	61,082,227	62,016,525	63,024,611
U.S. Treasuries	91282CHK0	U.S. Treasury Note	1/5/2024	6/30/2028	4.00	50,000,000	49,974,609	49,981,616	50,140,625
U.S. Treasuries	91282CHK0	U.S. Treasury Note	1/18/2024	6/30/2028	4.00	50,000,000	49,927,734	49,947,257	50,140,625
U.S. Treasuries	91282CHK0	U.S. Treasury Note	1/18/2024	6/30/2028	4.00	50,000,000	49,904,297	49,930,151	50,140,625
U.S. Treasuries	91282CHK0	U.S. Treasury Note	2/6/2024	6/30/2028	4.00	50,000,000	49,677,734	49,762,013	50,140,625
U.S. Treasuries	91282CHK0	U.S. Treasury Note	2/27/2024	6/30/2028	4.00	50,000,000	49,298,828	49,475,338	50,140,625
U.S. Treasuries	91282CHK0	U.S. Treasury Note	5/13/2024	6/30/2028	4.00	50,000,000	48,939,453	49,166,462	50,140,625
U.S. Treasuries	91282CHX2	U.S. Treasury Note	12/12/2023	8/31/2028	4.38	50,000,000	50,115,234	50,083,418	50,701,170
U.S. Treasuries	91282CJW2	U.S. Treasury Note	10/8/2024	1/31/2029	4.00	65,000,000	65,266,602	65,236,998	65,126,952
U.S. Treasuries	9128286B1	U.S. Treasury Note	4/11/2024	2/15/2029	2.63	50,000,000	45,710,938	46,570,687	47,652,345
U.S. Treasuries	91282CKD2	U.S. Treasury Note	4/8/2024	2/28/2029	4.25	50,000,000	49,773,438	49,818,826	50,542,970
U.S. Treasuries	91282CKP5	U.S. Treasury Note	10/24/2024	4/30/2029	4.63	50,000,000	51,171,875	51,058,880	51,257,815
U.S. Treasuries	91282CKP5	U.S. Treasury Note	12/20/2024	4/30/2029	4.63	51,000,000	51,448,242	51,419,523	52,282,971
U.S. Treasuries	91282CKT7	U.S. Treasury Note	10/23/2024	5/31/2029	4.50	50,000,000	51,039,063	50,940,163	51,035,155
U.S. Treasuries	91282CLC3	U.S. Treasury Note	10/1/2024	7/31/2029	4.00	50,000,000	51,046,875	50,938,864	50,084,000
U.S. Treasuries	91282CLC3	U.S. Treasury Note	10/24/2024	7/31/2029	4.00	50,000,000	49,888,672	49,898,839	50,084,000
U.S. Treasuries	91282CLC3	U.S. Treasury Note	10/7/2024	7/31/2029	4.00	65,000,000	65,563,672	65,507,241	65,109,200
U.S. Treasuries	91282CFJ5	U.S. Treasury Note	10/1/2024	8/31/2029	3.13	50,000,000	49,041,016	49,138,250	48,318,360
U.S. Treasuries	91282CFJ5	U.S. Treasury Note	10/3/2024	8/31/2029	3.13	65,000,000	63,664,453	63,798,529	62,813,868
U.S. Treasuries	91282CLR0	U.S. Treasury Note	11/25/2024	10/31/2029	4.13	50,000,000	49,611,328	49,638,736	50,316,405
Subtotals					2.05	\$ 3,947,000,000	\$ 3,915,915,240	\$ 3,933,624,392	\$ 3,889,098,678

Federal Agencies	3133EMWT5	Federal Farm Credit Bank	4/21/2021	4/21/2025	0.60	\$ 50,000,000	\$ 49,973,500	\$ 49,999,637	\$ 49,891,000
Federal Agencies	3135G03U5	Fannie Mae	12/8/2021	4/22/2025	0.63	37,938,000	37,367,792	37,928,273	37,853,778
Federal Agencies	3135G03U5	Fannie Mae	7/12/2021	4/22/2025	0.63	50,000,000	50,108,000	50,001,643	49,889,000
Federal Agencies	3135G03U5	Fannie Mae	12/8/2021	4/22/2025	0.63	50,000,000	49,243,950	49,987,102	49,889,000
Federal Agencies	3133ENXE5	Federal Farm Credit Bank	5/23/2022	5/23/2025	2.85	6,000,000	5,991,600	5,999,601	5,986,320
Federal Agencies	3133ENXE5	Federal Farm Credit Bank	5/23/2022	5/23/2025	2.85	20,000,000	19,972,000	19,998,672	19,954,400
Federal Agencies	3130AWER7	Federal Home Loan Bank	6/12/2023	6/6/2025	4.63	10,000,000	9,991,700	9,999,244	10,002,500
Federal Agencies	3130AWER7	Federal Home Loan Bank	6/12/2023	6/6/2025	4.63	15,000,000	14,987,550	14,998,867	15,003,750
Federal Agencies	3130AWER7	Federal Home Loan Bank	6/12/2023	6/6/2025	4.63	25,000,000	24,979,250	24,998,111	25,006,250
Federal Agencies	3130AWER7	Federal Home Loan Bank	6/12/2023	6/6/2025	4.63	52,000,000	51,956,840	51,996,071	52,013,000
Federal Agencies	3130ASG86	Federal Home Loan Bank	8/4/2022	6/13/2025	3.38	11,940,000	12,000,178	11,944,208	11,914,687
Federal Agencies	3130ASG86	Federal Home Loan Bank	8/3/2022	6/13/2025	3.38	12,700,000	12,806,045	12,707,408	12,673,076
Federal Agencies	3130ATST5	Federal Home Loan Bank	5/10/2023	6/13/2025	4.38	3,000,000	3,012,270	3,001,171	2,999,220
Federal Agencies	3130ATST5	Federal Home Loan Bank	5/8/2023	6/13/2025	4.38	9,915,000	9,975,878	9,920,794	9,912,422
Federal Agencies	3130ATST5	Federal Home Loan Bank	5/8/2023	6/13/2025	4.38	10,000,000	10,065,000	10,006,186	9,997,400
Federal Agencies	3130ATST5	Federal Home Loan Bank	5/11/2023	6/13/2025	4.38	10,000,000	10,036,000	10,003,440	9,997,400
Federal Agencies	3130ATST5	Federal Home Loan Bank	5/17/2023	6/13/2025	4.38	24,000,000	24,079,440	24,007,651	23,993,760
Federal Agencies	3130ATST5	Federal Home Loan Bank	5/9/2023	6/13/2025	4.38	25,500,000	25,624,695	25,511,883	25,493,370
Federal Agencies	3130AWLY4	Federal Home Loan Bank	7/25/2023	6/13/2025	5.13	10,800,000	10,818,036	10,801,911	10,814,472
Federal Agencies	3130AWLY4	Federal Home Loan Bank	7/25/2023	6/13/2025	5.13	48,150,000	48,241,967	48,159,744	48,214,521
Federal Agencies	3133EN4B3	Federal Farm Credit Bank	12/13/2022	6/13/2025	4.25	15,000,000	14,988,383	14,999,071	14,993,100
Federal Agencies	3133EN4B3	Federal Farm Credit Bank	12/13/2022	6/13/2025	4.25	15,000,000	14,989,800	14,999,184	14,993,100
Federal Agencies	3133EN4B3	Federal Farm Credit Bank	12/13/2022	6/13/2025	4.25	15,000,000	14,989,050	14,999,124	14,993,100
Federal Agencies	3133ENYQ7	Federal Farm Credit Bank	6/13/2022	6/13/2025	2.95	50,000,000	49,975,500	49,998,368	49,850,000

Investment Inventory

Pooled Fund

Type of Investment	CUSIP	Issuer Name	Maturity			Par Value	Original Cost	Amortized	
			Settle Date	Date	Coupon			Book Value	Market Value
Federal Agencies	3135G04Z3	Fannie Mae	12/8/2021	6/17/2025	0.50	4,655,000	4,556,640	4,649,115	4,590,901
Federal Agencies	3135G04Z3	Fannie Mae	12/8/2021	6/17/2025	0.50	10,000,000	9,789,600	9,987,412	9,862,300
Federal Agencies	3130AN4A5	Federal Home Loan Bank	7/12/2021	6/30/2025	0.70	17,680,000	17,734,631	17,683,393	17,521,410
Federal Agencies	3133EPKA2	Federal Farm Credit Bank	5/18/2023	8/18/2025	4.00	25,000,000	24,982,000	24,996,960	24,963,750
Federal Agencies	3133EPKA2	Federal Farm Credit Bank	5/18/2023	8/18/2025	4.00	26,500,000	26,483,835	26,497,270	26,461,575
Federal Agencies	3133EPKA2	Federal Farm Credit Bank	5/18/2023	8/18/2025	4.00	30,000,000	29,981,700	29,996,909	29,956,500
Federal Agencies	3135G05X7	Fannie Mae	3/4/2021	8/25/2025	0.38	25,000,000	24,684,250	24,971,805	24,621,000
Federal Agencies	3135G05X7	Fannie Mae	2/25/2021	8/25/2025	0.38	72,500,000	71,862,000	72,443,272	71,400,900
Federal Agencies	3130A8ZQ9	Federal Home Loan Bank	11/2/2021	9/12/2025	1.75	10,295,000	10,575,333	10,327,606	10,177,328
Federal Agencies	3133EPVY8	Federal Farm Credit Bank	9/15/2023	9/15/2025	5.00	8,230,000	8,224,074	8,228,646	8,253,291
Federal Agencies	3133EPVY8	Federal Farm Credit Bank	9/15/2023	9/15/2025	5.00	15,000,000	14,981,850	14,995,854	15,042,450
Federal Agencies	3133EPVY8	Federal Farm Credit Bank	9/15/2023	9/15/2025	5.00	20,000,000	19,975,800	19,994,471	20,056,600
Federal Agencies	3137EAEX3	Freddie Mac	3/4/2021	9/23/2025	0.38	22,600,000	22,295,352	22,567,961	22,188,002
Federal Agencies	3133EPDL6	Federal Farm Credit Bank	3/15/2023	10/1/2025	4.85	50,000,000	50,000,000	50,000,000	50,125,500
Federal Agencies	3133EPYW9	Federal Farm Credit Bank	10/20/2023	10/20/2025	5.13	24,000,000	23,923,440	23,978,844	24,105,840
Federal Agencies	3133EPYW9	Federal Farm Credit Bank	10/20/2023	10/20/2025	5.13	25,000,000	24,985,500	24,995,993	25,110,250
Federal Agencies	3133EPYW9	Federal Farm Credit Bank	10/20/2023	10/20/2025	5.13	35,000,000	34,972,350	34,992,359	35,154,350
Federal Agencies	3133EPYW9	Federal Farm Credit Bank	10/20/2023	10/20/2025	5.13	50,000,000	49,972,000	49,992,263	50,220,500
Federal Agencies	3133ENEG1	Federal Farm Credit Bank	11/17/2021	11/17/2025	1.05	39,675,000	39,622,232	39,666,693	38,889,038
Federal Agencies	3133ENEG1	Federal Farm Credit Bank	11/17/2021	11/17/2025	1.05	55,000,000	54,923,000	54,987,878	53,910,450
Federal Agencies	3133ENHM5	Federal Farm Credit Bank	12/16/2021	12/16/2025	1.17	45,000,000	44,954,100	44,991,863	44,046,900
Federal Agencies	3133ENHM5	Federal Farm Credit Bank	12/16/2021	12/16/2025	1.17	50,000,000	49,949,000	49,990,959	48,941,000
Federal Agencies	3133EN5E6	Federal Farm Credit Bank	12/29/2022	12/29/2025	4.00	15,000,000	14,954,700	14,988,758	14,975,700
Federal Agencies	3133EN5E6	Federal Farm Credit Bank	12/29/2022	12/29/2025	4.00	20,000,000	19,939,600	19,985,010	19,967,600
Federal Agencies	3133EN5E6	Federal Farm Credit Bank	12/29/2022	12/29/2025	4.00	25,000,000	24,923,750	24,981,077	24,959,500
Federal Agencies	3133EN6A3	Federal Farm Credit Bank	1/13/2023	1/13/2026	4.00	20,000,000	19,982,400	19,995,391	19,974,800
Federal Agencies	3133EN6A3	Federal Farm Credit Bank	1/13/2023	1/13/2026	4.00	30,000,000	29,977,200	29,994,030	29,962,200
Federal Agencies	3130AUTC8	Federal Home Loan Bank	2/9/2023	2/6/2026	4.01	21,100,000	20,985,427	21,067,400	21,072,359
Federal Agencies	3133EPJX4	Federal Farm Credit Bank	5/17/2023	2/17/2026	3.63	25,000,000	24,928,500	24,977,137	24,882,500
Federal Agencies	3133EPJX4	Federal Farm Credit Bank	5/17/2023	2/17/2026	3.63	30,000,000	29,905,500	29,969,783	29,859,000
Federal Agencies	3133EPBJ3	Federal Farm Credit Bank	2/23/2023	2/23/2026	4.38	25,000,000	24,953,500	24,986,084	25,050,500
Federal Agencies	3133EPBJ3	Federal Farm Credit Bank	2/23/2023	2/23/2026	4.38	28,000,000	27,954,080	27,986,258	28,056,560
Federal Agencies	3133EPBJ3	Federal Farm Credit Bank	2/23/2023	2/23/2026	4.38	50,000,000	49,918,000	49,975,460	50,101,000
Federal Agencies	3133ENJ35	Federal Farm Credit Bank	8/25/2022	2/25/2026	3.32	35,000,000	34,957,650	34,989,082	34,755,000
Federal Agencies	3130AXB31	Federal Home Loan Bank	11/2/2023	3/13/2026	4.88	10,000,000	9,953,900	9,981,496	10,069,300
Federal Agencies	3130AXB31	Federal Home Loan Bank	11/2/2023	3/13/2026	4.88	10,000,000	9,950,700	9,980,211	10,069,300
Federal Agencies	3130AXB31	Federal Home Loan Bank	11/2/2023	3/13/2026	4.88	10,000,000	9,950,700	9,980,211	10,069,300
Federal Agencies	3130AXB31	Federal Home Loan Bank	4/5/2024	3/13/2026	4.88	25,000,000	25,053,750	25,026,305	25,173,250
Federal Agencies	3130AXB31	Federal Home Loan Bank	4/2/2024	3/13/2026	4.88	36,730,000	36,803,460	36,765,799	36,984,539
Federal Agencies	3133EP5K7	Federal Farm Credit Bank	4/2/2024	3/13/2026	4.50	50,000,000	49,758,000	49,882,068	50,183,500
Federal Agencies	3133EMZ21	Federal Farm Credit Bank	8/9/2021	4/6/2026	0.69	15,500,000	15,458,150	15,490,897	14,979,665
Federal Agencies	3133ENUD0	Federal Farm Credit Bank	4/8/2022	4/8/2026	2.64	20,000,000	19,961,200	19,990,121	19,717,000
Federal Agencies	3133ENUD0	Federal Farm Credit Bank	4/8/2022	4/8/2026	2.64	30,000,000	29,941,800	29,985,181	29,575,500
Federal Agencies	3130AVWS7	Federal Home Loan Bank	5/10/2023	6/12/2026	3.75	17,045,000	16,991,479	17,024,284	16,979,206
Federal Agencies	3130AVWS7	Federal Home Loan Bank	5/17/2023	6/12/2026	3.75	20,000,000	19,939,200	19,976,319	19,922,800
Federal Agencies	3130AWAH3	Federal Home Loan Bank	6/1/2023	6/12/2026	4.00	10,000,000	9,934,300	9,974,064	9,990,600
Federal Agencies	3130AWAH3	Federal Home Loan Bank	6/1/2023	6/12/2026	4.00	15,000,000	14,899,350	14,960,267	14,985,900
Federal Agencies	3130AWLZ1	Federal Home Loan Bank	7/10/2023	6/12/2026	4.75	50,000,000	49,856,000	49,941,079	50,399,500
Federal Agencies	3130B1BT3	Federal Home Loan Bank	6/18/2024	6/12/2026	4.88	13,485,000	13,505,093	13,497,128	13,609,467
Federal Agencies	3133ERHD6	Federal Farm Credit Bank	6/18/2024	6/12/2026	4.88	20,000,000	20,030,400	20,018,349	20,182,400
Federal Agencies	3133ERHD6	Federal Farm Credit Bank	6/18/2024	6/12/2026	4.88	32,000,000	32,051,200	32,030,904	32,291,840
Federal Agencies	3133EPMU6	Federal Farm Credit Bank	6/15/2023	6/15/2026	4.25	20,000,000	19,969,200	19,987,635	20,038,600

Investment Inventory

Pooled Fund

Type of Investment	CUSIP	Issuer Name	Maturity			Par Value	Original Cost	Amortized	
			Settle Date	Date	Coupon			Book Value	Market Value
Federal Agencies	3133EPMU6	Federal Farm Credit Bank	6/15/2023	6/15/2026	4.25	24,700,000	24,640,226	24,676,003	24,747,671
Federal Agencies	3133EPMU6	Federal Farm Credit Bank	6/15/2023	6/15/2026	4.25	30,000,000	29,951,400	29,980,489	30,057,900
Federal Agencies	3133EPNG6	Federal Farm Credit Bank	6/23/2023	6/23/2026	4.38	25,000,000	24,986,750	24,994,584	25,120,500
Federal Agencies	3133EPNG6	Federal Farm Credit Bank	6/23/2023	6/23/2026	4.38	25,000,000	24,986,750	24,994,584	25,120,500
Federal Agencies	3133EPNG6	Federal Farm Credit Bank	6/23/2023	6/23/2026	4.38	50,000,000	49,973,500	49,989,168	50,241,000
Federal Agencies	3133EPVP7	Federal Farm Credit Bank	9/8/2023	7/8/2026	4.75	10,000,000	9,991,700	9,996,283	10,082,900
Federal Agencies	3133EPVP7	Federal Farm Credit Bank	9/8/2023	7/8/2026	4.75	19,000,000	18,984,800	18,993,194	19,157,510
Federal Agencies	3133EPVP7	Federal Farm Credit Bank	9/8/2023	7/8/2026	4.75	21,000,000	20,982,780	20,992,289	21,174,090
Federal Agencies	3130ANNM8	Federal Home Loan Bank	8/19/2021	7/13/2026	1.05	25,000,000	25,000,000	25,000,000	24,024,500
Federal Agencies	3130ANNM8	Federal Home Loan Bank	8/19/2021	7/13/2026	1.05	25,000,000	25,000,000	25,000,000	24,024,500
Federal Agencies	3130ANNM8	Federal Home Loan Bank	8/19/2021	7/13/2026	1.05	25,000,000	25,000,000	25,000,000	24,024,500
Federal Agencies	3130ANNM8	Federal Home Loan Bank	8/19/2021	7/13/2026	1.05	25,000,000	25,000,000	25,000,000	24,024,500
Federal Agencies	3130ANMP2	Federal Home Loan Bank	8/20/2021	7/27/2026	1.07	25,000,000	25,000,000	25,000,000	24,027,000
Federal Agencies	3130ANMP2	Federal Home Loan Bank	8/20/2021	7/27/2026	1.07	25,000,000	25,000,000	25,000,000	24,027,000
Federal Agencies	3130ANMP2	Federal Home Loan Bank	8/20/2021	7/27/2026	1.07	25,000,000	25,000,000	25,000,000	24,027,000
Federal Agencies	3130ANMP2	Federal Home Loan Bank	8/20/2021	7/27/2026	1.07	25,000,000	25,000,000	25,000,000	24,027,000
Federal Agencies	3133EPZY4	Federal Farm Credit Bank	10/30/2023	7/30/2026	5.00	3,000,000	2,991,930	2,996,102	3,037,860
Federal Agencies	3133EPZY4	Federal Farm Credit Bank	10/30/2023	7/30/2026	5.00	9,615,000	9,589,136	9,602,506	9,736,341
Federal Agencies	3133EPZY4	Federal Farm Credit Bank	10/30/2023	7/30/2026	5.00	16,000,000	15,956,960	15,979,209	16,201,920
Federal Agencies	3133EPZY4	Federal Farm Credit Bank	10/30/2023	7/30/2026	5.00	25,000,000	24,936,750	24,969,446	25,315,500
Federal Agencies	3130ANTG5	Federal Home Loan Bank	9/13/2021	8/10/2026	1.05	25,000,000	25,000,000	25,000,000	23,994,500
Federal Agencies	3130ANTG5	Federal Home Loan Bank	9/13/2021	8/10/2026	1.05	25,000,000	25,000,000	25,000,000	23,994,500
Federal Agencies	3130ANTG5	Federal Home Loan Bank	9/13/2021	8/10/2026	1.05	25,000,000	25,000,000	25,000,000	23,994,500
Federal Agencies	3130ANTG5	Federal Home Loan Bank	9/13/2021	8/10/2026	1.05	25,000,000	25,000,000	25,000,000	23,994,500
Federal Agencies	3133EPSW6	Federal Farm Credit Bank	8/14/2023	8/14/2026	4.50	50,000,000	49,885,000	49,947,536	50,332,500
Federal Agencies	3130AP6T7	Federal Home Loan Bank	10/1/2021	9/3/2026	1.08	25,000,000	25,000,000	25,000,000	23,957,250
Federal Agencies	3130AP6T7	Federal Home Loan Bank	10/1/2021	9/3/2026	1.08	25,000,000	25,000,000	25,000,000	23,957,250
Federal Agencies	3130AP6T7	Federal Home Loan Bank	10/1/2021	9/3/2026	1.08	25,000,000	25,000,000	25,000,000	23,957,250
Federal Agencies	3130AP6T7	Federal Home Loan Bank	10/1/2021	9/3/2026	1.08	25,000,000	25,000,000	25,000,000	23,957,250
Federal Agencies	3130B2PJ8	Federal Home Loan Bank	9/13/2024	9/4/2026	3.63	19,000,000	18,974,730	18,981,740	18,904,620
Federal Agencies	3130B2PJ8	Federal Home Loan Bank	9/13/2024	9/4/2026	3.63	25,000,000	24,966,750	24,975,973	24,874,500
Federal Agencies	3130B2PJ8	Federal Home Loan Bank	9/13/2024	9/4/2026	3.63	25,900,000	25,865,553	25,875,108	25,769,982
Federal Agencies	3130B2PJ8	Federal Home Loan Bank	9/13/2024	9/4/2026	3.63	50,000,000	49,933,500	49,951,947	49,749,000
Federal Agencies	3133EM4X7	Federal Farm Credit Bank	12/12/2023	9/10/2026	0.80	28,975,000	26,174,277	27,503,433	27,669,387
Federal Agencies	3130AXCP1	Federal Home Loan Bank	10/18/2023	9/11/2026	4.88	11,895,000	11,821,965	11,858,586	12,032,625
Federal Agencies	3130B3A29	Federal Home Loan Bank	10/11/2024	10/9/2026	4.00	15,000,000	14,996,850	14,997,594	15,002,250
Federal Agencies	3130B3A29	Federal Home Loan Bank	10/11/2024	10/9/2026	4.00	25,000,000	24,994,750	24,995,990	25,003,750
Federal Agencies	3130B3A29	Federal Home Loan Bank	10/11/2024	10/9/2026	4.00	25,000,000	24,994,750	24,995,990	25,003,750
Federal Agencies	3130B3A29	Federal Home Loan Bank	10/11/2024	10/9/2026	4.00	50,000,000	49,989,500	49,991,981	50,007,500
Federal Agencies	3130APPR0	Federal Home Loan Bank	11/18/2021	10/19/2026	1.43	25,000,000	25,000,000	25,000,000	24,020,250
Federal Agencies	3130APPR0	Federal Home Loan Bank	11/18/2021	10/19/2026	1.43	25,000,000	25,000,000	25,000,000	24,020,250
Federal Agencies	3130APPR0	Federal Home Loan Bank	11/18/2021	10/19/2026	1.43	25,000,000	25,000,000	25,000,000	24,020,250
Federal Agencies	3130APPR0	Federal Home Loan Bank	11/18/2021	10/19/2026	1.43	25,000,000	25,000,000	25,000,000	24,020,250
Federal Agencies	3133EPZA6	Federal Farm Credit Bank	10/20/2023	10/20/2026	4.88	14,000,000	13,904,940	13,950,822	14,179,760
Federal Agencies	3133EPZA6	Federal Farm Credit Bank	10/20/2023	10/20/2026	4.88	30,000,000	29,834,100	29,914,174	30,385,200
Federal Agencies	3130AQ7L1	Federal Home Loan Bank	12/16/2021	11/16/2026	1.61	25,000,000	25,000,000	25,000,000	24,031,000
Federal Agencies	3130AQ7L1	Federal Home Loan Bank	12/16/2021	11/16/2026	1.61	25,000,000	25,000,000	25,000,000	24,031,000
Federal Agencies	3130AQ7L1	Federal Home Loan Bank	12/16/2021	11/16/2026	1.61	25,000,000	25,000,000	25,000,000	24,031,000
Federal Agencies	3130AQ7L1	Federal Home Loan Bank	12/16/2021	11/16/2026	1.61	25,000,000	25,000,000	25,000,000	24,031,000
Federal Agencies	3130AXU63	Federal Home Loan Bank	11/17/2023	11/17/2026	4.63	50,000,000	49,911,500	49,951,955	50,478,000
Federal Agencies	3130AQJ95	Federal Home Loan Bank	1/14/2022	12/14/2026	1.65	25,000,000	25,000,000	25,000,000	24,003,750
Federal Agencies	3130AQJ95	Federal Home Loan Bank	1/14/2022	12/14/2026	1.65	25,000,000	25,000,000	25,000,000	24,003,750

Investment Inventory

Pooled Fund

Type of Investment	CUSIP	Issuer Name	Maturity			Par Value	Original Cost	Amortized	
			Settle Date	Date	Coupon			Book Value	Market Value
Federal Agencies	3130AQJ95	Federal Home Loan Bank	1/14/2022	12/14/2026	1.65	25,000,000	25,000,000	25,000,000	24,003,750
Federal Agencies	3130AQJ95	Federal Home Loan Bank	1/14/2022	12/14/2026	1.65	25,000,000	25,000,000	25,000,000	24,003,750
Federal Agencies	3133ERWR8	Federal Farm Credit Bank	10/8/2024	1/7/2027	3.50	12,500,000	12,373,750	12,400,661	12,393,250
Federal Agencies	3130AYPN0	Federal Home Loan Bank	1/29/2024	1/15/2027	4.13	12,000,000	11,973,000	11,983,680	12,050,400
Federal Agencies	3130AYPN0	Federal Home Loan Bank	1/29/2024	1/15/2027	4.13	25,000,000	24,943,750	24,966,000	25,105,000
Federal Agencies	3130AYPN0	Federal Home Loan Bank	1/29/2024	1/15/2027	4.13	29,350,000	29,283,963	29,310,085	29,473,270
Federal Agencies	3130AYPN0	Federal Home Loan Bank	1/29/2024	1/15/2027	4.13	50,000,000	49,887,500	49,932,001	50,210,000
Federal Agencies	3133EPX91	Federal Farm Credit Bank	1/25/2024	1/25/2027	4.13	5,000,000	4,992,850	4,995,668	5,010,750
Federal Agencies	3133EPX91	Federal Farm Credit Bank	1/25/2024	1/25/2027	4.13	10,000,000	9,986,600	9,991,882	10,021,500
Federal Agencies	3133EPX91	Federal Farm Credit Bank	1/25/2024	1/25/2027	4.13	25,000,000	24,968,500	24,980,916	25,053,750
Federal Agencies	3133EPX91	Federal Farm Credit Bank	1/25/2024	1/25/2027	4.13	35,000,000	34,955,900	34,973,282	35,075,250
Federal Agencies	3133EPX91	Federal Farm Credit Bank	1/25/2024	1/25/2027	4.13	50,000,000	49,933,000	49,959,409	50,107,500
Federal Agencies	3133ER4A6	Federal Farm Credit Bank	2/18/2025	2/18/2027	4.25	2,000,000	1,997,860	1,997,983	2,011,160
Federal Agencies	3133ER4A6	Federal Farm Credit Bank	2/18/2025	2/18/2027	4.25	25,000,000	24,974,250	24,975,732	25,139,500
Federal Agencies	3133ER4A6	Federal Farm Credit Bank	2/18/2025	2/18/2027	4.25	30,000,000	29,967,600	29,969,464	30,167,400
Federal Agencies	3133ERD24	Federal Farm Credit Bank	11/18/2024	2/18/2027	4.25	30,000,000	29,983,500	29,986,190	30,137,100
Federal Agencies	3130ARB59	Federal Home Loan Bank	3/22/2022	3/8/2027	2.35	25,000,000	25,000,000	25,000,000	24,219,500
Federal Agencies	3130ARB59	Federal Home Loan Bank	3/22/2022	3/8/2027	2.35	25,000,000	25,000,000	25,000,000	24,219,500
Federal Agencies	3130ARB59	Federal Home Loan Bank	3/22/2022	3/8/2027	2.35	25,000,000	25,000,000	25,000,000	24,219,500
Federal Agencies	3130ARB59	Federal Home Loan Bank	3/22/2022	3/8/2027	2.35	25,000,000	25,000,000	25,000,000	24,219,500
Federal Agencies	3133ENRD4	Federal Farm Credit Bank	3/16/2022	3/10/2027	1.68	48,573,000	47,432,020	48,129,146	46,513,991
Federal Agencies	3133EP6K6	Federal Farm Credit Bank	4/2/2024	3/26/2027	4.50	50,000,000	49,910,000	49,940,110	50,498,000
Federal Agencies	3133ENTS9	Federal Farm Credit Bank	4/6/2022	4/5/2027	2.60	22,500,000	22,392,338	22,456,699	21,925,575
Federal Agencies	3133ENTS9	Federal Farm Credit Bank	4/6/2022	4/5/2027	2.60	24,500,000	24,377,010	24,450,534	23,874,515
Federal Agencies	3133ENTS9	Federal Farm Credit Bank	4/6/2022	4/5/2027	2.60	25,000,000	24,804,000	24,921,170	24,361,750
Federal Agencies	3130B0TY5	Federal Home Loan Bank	4/11/2024	4/9/2027	4.75	17,000,000	16,955,120	16,969,697	17,267,410
Federal Agencies	3130B0TY5	Federal Home Loan Bank	4/11/2024	4/9/2027	4.75	20,000,000	19,947,200	19,964,349	20,314,600
Federal Agencies	3130B0TY5	Federal Home Loan Bank	4/11/2024	4/9/2027	4.75	40,000,000	39,894,400	39,928,698	40,629,200
Federal Agencies	3130B0TY5	Federal Home Loan Bank	4/11/2024	4/9/2027	4.75	48,000,000	47,873,280	47,914,438	48,755,040
Federal Agencies	3133ERDS7	Federal Farm Credit Bank	5/13/2024	5/6/2027	4.75	12,727,000	12,740,236	12,736,307	12,924,905
Federal Agencies	3133EN2L3	Federal Farm Credit Bank	11/17/2022	5/17/2027	4.13	4,650,000	4,646,792	4,648,484	4,664,694
Federal Agencies	3133EN2L3	Federal Farm Credit Bank	11/17/2022	5/17/2027	4.13	5,000,000	4,996,550	4,998,370	5,015,800
Federal Agencies	3133EN2L3	Federal Farm Credit Bank	11/17/2022	5/17/2027	4.13	21,000,000	20,987,001	20,993,857	21,066,360
Federal Agencies	3133EN2L3	Federal Farm Credit Bank	11/17/2022	5/17/2027	4.13	25,000,000	24,982,750	24,991,848	25,079,000
Federal Agencies	3133EPP66	Federal Farm Credit Bank	12/20/2023	5/20/2027	4.00	31,000,000	30,905,760	30,941,128	31,019,840
Federal Agencies	3133EPP66	Federal Farm Credit Bank	12/20/2023	5/20/2027	4.00	58,850,000	58,662,269	58,732,724	58,887,664
Federal Agencies	3130ASGU7	Federal Home Loan Bank	7/19/2022	6/11/2027	3.50	10,000,000	10,141,500	10,063,390	9,904,600
Federal Agencies	3130ASGU7	Federal Home Loan Bank	7/19/2022	6/11/2027	3.50	12,375,000	12,552,829	12,454,665	12,256,943
Federal Agencies	3130ASGU7	Federal Home Loan Bank	7/20/2022	6/11/2027	3.50	21,725,000	22,016,550	21,855,683	21,517,744
Federal Agencies	3130AX4E5	Federal Home Loan Bank	5/13/2024	6/11/2027	4.50	11,000,000	10,937,190	10,955,239	11,127,028
Federal Agencies	3130B1EF0	Federal Home Loan Bank	7/10/2024	6/11/2027	4.63	20,700,000	20,795,634	20,771,860	20,992,905
Federal Agencies	3133EPMV4	Federal Farm Credit Bank	6/15/2023	6/15/2027	4.13	28,940,000	28,911,928	28,924,533	29,032,319
Federal Agencies	3133ENZK9	Federal Farm Credit Bank	7/7/2022	6/28/2027	3.24	27,865,000	28,099,066	27,970,375	27,432,535
Federal Agencies	3133ERJZ5	Federal Farm Credit Bank	6/28/2024	6/28/2027	4.50	30,000,000	29,985,840	29,989,422	30,336,300
Federal Agencies	3133ERVR9	Federal Farm Credit Bank	9/30/2024	7/1/2027	3.50	55,000,000	54,925,200	54,938,834	54,447,800
Federal Agencies	3133ERKM2	Federal Farm Credit Bank	7/9/2024	7/8/2027	4.50	25,000,000	25,033,250	25,025,165	25,283,750
Federal Agencies	3133ERKM2	Federal Farm Credit Bank	7/10/2024	7/8/2027	4.50	25,000,000	25,025,500	25,019,317	25,283,750
Federal Agencies	3133ERMB4	Federal Farm Credit Bank	7/23/2024	7/23/2027	4.25	10,000,000	9,996,500	9,997,305	10,061,100
Federal Agencies	3133ERMB4	Federal Farm Credit Bank	7/23/2024	7/23/2027	4.25	15,000,000	14,994,750	14,995,958	15,091,650
Federal Agencies	3133EPBM6	Federal Farm Credit Bank	2/23/2023	8/23/2027	4.13	10,000,000	9,974,000	9,986,161	10,034,500
Federal Agencies	3133ERXJ5	Federal Farm Credit Bank	10/15/2024	10/15/2027	3.88	5,000,000	4,997,250	4,997,672	4,988,350
Federal Agencies	3133ERXJ5	Federal Farm Credit Bank	10/15/2024	10/15/2027	3.88	8,000,000	7,996,160	7,996,749	7,981,360

Investment Inventory

Pooled Fund

Type of Investment	CUSIP	Issuer Name	Maturity			Par Value	Original Cost	Amortized	
			Settle Date	Date	Coupon			Book Value	Market Value
Federal Agencies	3133ERZ23	Federal Farm Credit Bank	2/4/2025	11/3/2027	4.25	5,000,000	4,999,350	4,999,386	5,038,950
Federal Agencies	3133ERZ23	Federal Farm Credit Bank	2/4/2025	11/3/2027	4.25	41,880,000	41,877,738	41,877,865	42,206,245
Federal Agencies	3133EPC60	Federal Farm Credit Bank	11/15/2023	11/15/2027	4.63	27,950,000	27,834,008	27,873,942	28,396,641
Federal Agencies	3133EPC60	Federal Farm Credit Bank	11/15/2023	11/15/2027	4.63	33,300,000	33,161,472	33,209,165	33,832,134
Federal Agencies	3133ERJ51	Federal Farm Credit Bank	12/17/2024	12/10/2027	4.13	21,000,000	20,936,790	20,942,890	21,059,850
Federal Agencies	3133ERJ51	Federal Farm Credit Bank	12/17/2024	12/10/2027	4.13	25,505,000	25,428,485	25,435,869	25,577,689
Federal Agencies	3133ERJ51	Federal Farm Credit Bank	12/17/2024	12/10/2027	4.13	33,000,000	32,893,080	32,903,399	33,094,050
Federal Agencies	3133ERJ51	Federal Farm Credit Bank	12/17/2024	12/10/2027	4.13	38,343,000	38,227,588	38,238,726	38,452,278
Federal Agencies	3133ERT84	Federal Farm Credit Bank	1/14/2025	1/14/2028	4.25	29,750,000	29,575,963	29,588,201	29,983,538
Federal Agencies	3133ERZ46	Federal Farm Credit Bank	1/31/2025	1/28/2028	4.25	47,000,000	46,976,030	46,977,347	47,359,550
Federal Agencies	3133ERZ46	Federal Farm Credit Bank	1/31/2025	1/28/2028	4.25	50,000,000	49,974,500	49,975,901	50,382,500
Federal Agencies	3136GAAR0	Fannie Mae	2/14/2025	2/7/2028	4.69	25,000,000	25,000,000	25,000,000	25,016,000
Federal Agencies	3136GAAR0	Fannie Mae	2/14/2025	2/7/2028	4.69	25,000,000	25,000,000	25,000,000	25,016,000
Federal Agencies	3136GAAR0	Fannie Mae	2/14/2025	2/7/2028	4.69	25,000,000	25,000,000	25,000,000	25,016,000
Federal Agencies	3136GAAR0	Fannie Mae	2/14/2025	2/7/2028	4.69	25,000,000	25,000,000	25,000,000	25,016,000
Federal Agencies	3136GAAR0	Fannie Mae	2/14/2025	2/7/2028	4.69	50,000,000	50,000,000	50,000,000	50,032,000
Federal Agencies	3133EP5S0	Federal Farm Credit Bank	4/9/2024	3/20/2028	4.25	4,971,000	4,916,667	4,930,128	5,011,265
Federal Agencies	3133ERGL9	Federal Farm Credit Bank	6/26/2024	6/7/2028	4.50	14,934,000	14,962,076	14,956,644	15,159,055
Federal Agencies	3133ERGL9	Federal Farm Credit Bank	6/7/2024	6/7/2028	4.50	15,000,000	14,994,600	14,995,701	15,226,050
Federal Agencies	3133ERGL9	Federal Farm Credit Bank	6/26/2024	6/7/2028	4.50	20,000,000	20,037,600	20,030,325	20,301,400
Federal Agencies	3133EPSK2	Federal Farm Credit Bank	8/7/2023	8/7/2028	4.25	19,500,000	19,412,250	19,441,212	19,649,955
Federal Agencies	3133EPUN3	Federal Farm Credit Bank	8/28/2023	8/28/2028	4.50	10,000,000	9,979,100	9,985,758	10,156,300
Federal Agencies	3133EPUN3	Federal Farm Credit Bank	8/28/2023	8/28/2028	4.50	15,000,000	14,962,800	14,974,650	15,234,450
Federal Agencies	3133EPUN3	Federal Farm Credit Bank	8/28/2023	8/28/2028	4.50	25,000,000	24,943,500	24,961,498	25,390,750
Federal Agencies	3133EPUN3	Federal Farm Credit Bank	8/28/2023	8/28/2028	4.50	33,000,000	32,904,960	32,935,235	33,515,790
Federal Agencies	3133ERHN4	Federal Farm Credit Bank	6/20/2024	10/20/2028	4.25	5,000,000	4,972,100	4,977,123	5,038,700
Federal Agencies	3133ERHN4	Federal Farm Credit Bank	6/20/2024	10/20/2028	4.25	38,000,000	37,785,300	37,823,954	38,294,120
Federal Agencies	3133EPC45	Federal Farm Credit Bank	11/13/2023	11/13/2028	4.63	12,000,000	11,984,040	11,988,451	12,241,560
Federal Agencies	3133EPC45	Federal Farm Credit Bank	11/13/2023	11/13/2028	4.63	20,000,000	19,971,600	19,979,450	20,402,600
Federal Agencies	3133EPC45	Federal Farm Credit Bank	11/13/2023	11/13/2028	4.63	55,000,000	54,922,285	54,943,766	56,107,150
Federal Agencies	3130B3GD9	Federal Home Loan Bank	10/28/2024	11/27/2028	4.00	47,025,000	46,940,355	46,949,154	47,042,870
Federal Agencies	3130AVBD3	Federal Home Loan Bank	4/9/2024	3/9/2029	4.50	25,000,000	25,018,750	25,015,021	25,462,500
Federal Agencies	3133EP5U5	Federal Farm Credit Bank	4/8/2024	3/20/2029	4.13	51,660,000	51,008,309	51,137,421	51,823,246
Federal Agencies	3133ERDH1	Federal Farm Credit Bank	5/8/2024	4/30/2029	4.75	27,892,000	28,191,755	28,137,674	28,625,839
Federal Agencies	3133ERDH1	Federal Farm Credit Bank	5/8/2024	4/30/2029	4.75	30,000,000	30,317,400	30,260,135	30,789,300
Federal Agencies	3133ERDH1	Federal Farm Credit Bank	5/8/2024	4/30/2029	4.75	63,085,000	63,763,795	63,641,328	64,744,766
Federal Agencies	3133ERGS4	Federal Farm Credit Bank	6/26/2024	6/11/2029	4.25	10,000,000	9,967,600	9,972,591	10,093,030
Federal Agencies	3133ERGS4	Federal Farm Credit Bank	6/26/2024	6/11/2029	4.25	10,000,000	9,967,600	9,972,591	10,093,030
Federal Agencies	3133ERGS4	Federal Farm Credit Bank	6/26/2024	6/11/2029	4.25	20,000,000	19,935,200	19,945,183	20,186,060
Federal Agencies	3133ERGS4	Federal Farm Credit Bank	6/26/2024	6/11/2029	4.25	29,000,000	28,923,730	28,935,480	29,269,787
Federal Agencies	3130B2XR1	Federal Home Loan Bank	10/2/2024	7/2/2029	4.01	25,000,000	25,000,000	25,000,000	24,686,750
Federal Agencies	3130B2XR1	Federal Home Loan Bank	10/2/2024	7/2/2029	4.01	25,000,000	25,000,000	25,000,000	24,686,750
Federal Agencies	3130B2XR1	Federal Home Loan Bank	10/2/2024	7/2/2029	4.01	65,000,000	65,000,000	65,000,000	64,185,550
Federal Agencies	3134H16K4	Freddie Mac	7/16/2024	7/9/2029	5.38	25,000,000	25,000,000	25,000,000	24,994,000
Federal Agencies	3134H16K4	Freddie Mac	7/16/2024	7/9/2029	5.38	25,000,000	25,000,000	25,000,000	24,994,000
Federal Agencies	3134H16K4	Freddie Mac	7/16/2024	7/9/2029	5.38	65,000,000	65,000,000	65,000,000	64,984,400
Federal Agencies	3133ERKX8	Federal Farm Credit Bank	7/12/2024	7/12/2029	4.25	20,000,000	19,989,200	19,990,756	20,146,000
Federal Agencies	3130B2KJ3	Federal Home Loan Bank	9/4/2024	9/4/2029	4.63	25,000,000	25,000,000	25,000,000	25,016,500
Federal Agencies	3130B2KJ3	Federal Home Loan Bank	9/4/2024	9/4/2029	4.63	25,000,000	25,000,000	25,000,000	25,016,500
Federal Agencies	3130B2KJ3	Federal Home Loan Bank	9/4/2024	9/4/2029	4.63	50,000,000	50,000,000	50,000,000	50,033,000
Federal Agencies	3130ATHX8	Federal Home Loan Bank	9/27/2024	9/14/2029	4.13	15,000,000	15,392,700	15,352,412	15,066,195

Investment Inventory

Pooled Fund

Type of Investment	CUSIP	Issuer Name	Maturity			Amortized			
			Settle Date	Date	Coupon	Par Value	Original Cost	Book Value	Market Value
Federal Agencies	3130ATHX8	Federal Home Loan Bank	10/29/2024	9/14/2029	4.13	15,000,000	15,048,300	15,044,124	15,066,195
Federal Agencies	3130ATHX8	Federal Home Loan Bank	10/29/2024	9/14/2029	4.13	15,000,000	15,043,200	15,039,465	15,066,195
Federal Agencies	3130ATHX8	Federal Home Loan Bank	10/29/2024	9/14/2029	4.13	25,590,000	25,663,699	25,657,327	25,702,929
Federal Agencies	3130B2TG0	Federal Home Loan Bank	9/24/2024	9/24/29	4.38	25000000	25000000	25000000	24926750
Federal Agencies	3130B2TG0	Federal Home Loan Bank	9/24/2024	9/24/2029	4.38	25,000,000	25,000,000	25,000,000	24,926,750
Federal Agencies	3130B2TG0	Federal Home Loan Bank	9/24/2024	9/24/2029	4.38	65,000,000	65,000,000	65,000,000	64,809,550
Federal Agencies	3134HARP0	Freddie Mac	10/15/2024	10/15/2029	5.13	25,000,000	25,000,000	25,000,000	25,008,750
Federal Agencies	3134HARP0	Freddie Mac	10/15/2024	10/15/2029	5.13	25,000,000	25,000,000	25,000,000	25,008,750
Federal Agencies	3134HARP0	Freddie Mac	10/15/2024	10/15/2029	5.13	65,000,000	65,000,000	65,000,000	65,022,750
Federal Agencies	3135GAYW5	Fannie Mae	11/21/2024	11/21/2029	5.20	25,000,000	25,000,000	25,000,000	25,007,250
Federal Agencies	3135GAYW5	Fannie Mae	11/21/2024	11/21/2029	5.20	25,000,000	25,000,000	25,000,000	25,007,250
Federal Agencies	3135GAYW5	Fannie Mae	11/21/2024	11/21/2029	5.20	65,000,000	65,000,000	65,000,000	65,018,850
Federal Agencies	3136GA3D9	Fannie Mae	12/20/2024	12/10/2029	5.06	25,000,000	25,000,000	25,000,000	24,996,500
Federal Agencies	3136GA3D9	Fannie Mae	12/20/2024	12/10/2029	5.06	25,000,000	25,000,000	25,000,000	24,996,500
Federal Agencies	3136GA3D9	Fannie Mae	12/20/2024	12/10/2029	5.06	65,000,000	65,000,000	65,000,000	64,990,900
Federal Agencies	3136GA3N7	Fannie Mae	12/27/2024	12/27/2029	5.05	20,000,000	20,000,000	20,000,000	19,999,200
Federal Agencies	3136GA3N7	Fannie Mae	12/27/2024	12/27/2029	5.05	20,000,000	20,000,000	20,000,000	19,999,200
Federal Agencies	3136GA3N7	Fannie Mae	12/27/2024	12/27/2029	5.05	20,000,000	20,000,000	20,000,000	19,999,200
Federal Agencies	3136GA3N7	Fannie Mae	12/27/2024	12/27/2029	5.05	62,000,000	62,000,000	62,000,000	61,997,520
Federal Agencies	3133ER4H1	Federal Farm Credit Bank	3/25/2025	1/18/2030	4.50	12,815,000	13,022,219	13,021,394	13,071,172
Federal Agencies	3133ER4H1	Federal Farm Credit Bank	3/25/2025	1/18/2030	4.50	18,000,000	18,289,620	18,288,468	18,359,820
Subtotals					3.71	\$ 6,702,478,000	\$ 6,692,408,951	\$ 6,698,711,909	\$ 6,678,014,822
Public Time Deposits	PPGS0AR58	Bank of San Francisco	1/6/2025	4/7/2025	4.32	\$ 10,000,000	\$ 10,000,000	\$ 10,000,000	\$ 10,000,000
Public Time Deposits	PPGQ38MB6	Five Star Bank	11/22/2024	5/21/2025	4.50	20,000,000	20,000,000	20,000,000	20,000,000
Public Time Deposits	PPGPB4ZX6	Bank of San Francisco	3/13/2025	6/11/2025	4.34	10,000,000	10,000,000	10,000,000	10,000,000
Public Time Deposits	PPGJLMRN0	Bridge Bank NA	12/16/2024	6/16/2025	4.35	10,000,000	10,000,000	10,000,000	10,000,000
Public Time Deposits	PPGR18NT6	Bridge Bank NA	1/13/2025	7/14/2025	4.30	10,000,000	10,000,000	10,000,000	10,000,000
Subtotals					4.39	\$ 60,000,000	\$ 60,000,000	\$ 60,000,000	\$ 60,000,000
Negotiable CDs	89115BSZ4	Toronto Dominion Bank/NY	4/15/2024	4/9/2025	5.55	\$ 50,000,000	\$ 50,000,000	\$ 50,000,000	\$ 50,016,500
Negotiable CDs	06367DJY2	Bank of Montreal/CHI	5/14/2024	5/5/2025	5.47	50,000,000	50,000,000	50,000,000	50,046,500
Negotiable CDs	89115DR65	Toronto Dominion Bank/NY	5/14/2024	5/5/2025	5.47	65,000,000	65,000,000	65,000,000	65,057,200
Negotiable CDs	13606DCU4	Canadian Imperial Bank/NY	12/3/2024	6/2/2025	4.56	25,000,000	25,000,000	25,000,000	25,006,750
Negotiable CDs	78015J5G8	Royal Bank of Canada/NY	12/3/2024	6/2/2025	4.56	100,000,000	100,000,000	100,000,000	100,013,000
Negotiable CDs	06367DMT9	Bank of Montreal/CHI	11/13/2024	6/16/2025	4.56	115,000,000	115,000,000	115,000,000	115,037,950
Negotiable CDs	89115DQ33	Toronto Dominion Bank/NY	2/10/2025	6/20/2025	4.43	15,000,000	15,000,000	15,000,000	15,000,900
Negotiable CDs	06367DNE1	Bank of Montreal/CHI	12/11/2024	6/23/2025	4.46	50,000,000	50,000,000	50,000,000	50,008,500
Negotiable CDs	89115DQ74	Toronto Dominion Bank/NY	2/10/2025	6/23/2025	4.44	45,000,000	45,000,000	45,000,000	45,004,950
Negotiable CDs	78015JWF0	Royal Bank of Canada/NY	9/24/2024	6/24/2025	4.22	100,000,000	100,000,000	100,000,000	99,944,000
Negotiable CDs	06367DNG6	Bank of Montreal/CHI	12/11/2024	6/27/2025	4.46	50,000,000	50,000,000	50,000,000	50,009,000
Negotiable CDs	06367DM44	Bank of Montreal/CHI	9/23/2024	6/30/2025	4.25	100,000,000	100,000,000	100,000,000	99,952,000
Negotiable CDs	13606DAG7	Canadian Imperial Bank/NY	9/23/2024	6/30/2025	4.25	100,000,000	100,000,000	100,000,000	99,952,000
Negotiable CDs	78015JVF1	Royal Bank of Canada/NY	8/15/2024	7/1/2025	4.61	50,000,000	50,000,000	50,000,000	50,016,500
Negotiable CDs	89115DQB5	Toronto Dominion Bank/NY	2/10/2025	7/1/2025	4.45	35,000,000	35,000,000	35,000,000	35,005,250
Negotiable CDs	06367DN84	Bank of Montreal/CHI	12/3/2024	7/2/2025	4.58	50,000,000	50,000,000	50,000,000	50,023,000
Negotiable CDs	13606DCT7	Canadian Imperial Bank/NY	12/3/2024	7/2/2025	4.58	50,000,000	50,000,000	50,000,000	50,020,000
Negotiable CDs	89115DQF6	Toronto Dominion Bank/NY	2/10/2025	7/3/2025	4.45	20,000,000	20,000,000	20,000,000	20,003,000
Negotiable CDs	78015JAG2	Royal Bank of Canada/NY	12/12/2024	7/14/2025	4.43	72,000,000	72,000,000	72,000,000	72,000,000
Negotiable CDs	78015JTB3	Royal Bank of Canada/NY	7/16/2024	7/14/2025	5.09	50,000,000	50,000,000	50,000,000	50,082,500
Negotiable CDs	13606DDU3	Canadian Imperial Bank/NY	12/13/2024	7/23/2025	4.50	75,000,000	75,000,000	75,000,000	75,012,000
Negotiable CDs	78015J2U0	Royal Bank of Canada/NY	11/14/2024	7/28/2025	4.53	115,000,000	115,000,000	115,000,000	115,026,450

Investment Inventory

Pooled Fund

Type of Investment	CUSIP	Issuer Name	Settle Date	Maturity		Coupon	Par Value	Original Cost	Amortized	
				Date	Date				Book Value	Market Value
Negotiable CDs	06367DNQ4	Bank of Montreal/CHI	1/7/2025	7/30/2025	4.45	50,000,000	50,000,000	50,000,000	50,000,500	
Negotiable CDs	06367DMU6	Bank of Montreal/CHI	11/15/2024	8/11/2025	4.59	65,000,000	65,000,000	65,000,000	65,024,050	
Negotiable CDs	78015JC47	Royal Bank of Canada/NY	1/6/2025	8/11/2025	4.41	66,000,000	66,000,000	66,000,000	65,996,700	
Negotiable CDs	89115DWB8	Toronto Dominion Bank/NY	3/21/2025	9/5/2025	4.36	50,000,000	50,000,000	50,000,000	49,992,000	
Negotiable CDs	78015J2Y2	Royal Bank of Canada/NY	11/15/2024	9/8/2025	4.55	65,000,000	65,000,000	65,000,000	65,031,200	
Negotiable CDs	89115DWF9	Toronto Dominion Bank/NY	3/21/2025	9/10/2025	4.36	50,000,000	50,000,000	50,000,000	49,991,000	
Negotiable CDs	06367DN92	Bank of Montreal/CHI	12/4/2024	9/22/2025	4.53	50,000,000	50,000,000	50,000,000	50,018,000	
Negotiable CDs	13606DCV2	Canadian Imperial Bank/NY	12/4/2024	9/22/2025	4.53	75,000,000	75,000,000	75,000,000	75,027,000	
Negotiable CDs	13606DFF4	Canadian Imperial Bank/NY	2/5/2025	9/24/2025	4.42	110,000,000	110,000,000	110,000,000	110,001,100	
Negotiable CDs	06367DMX0	Bank of Montreal/CHI	11/19/2024	10/24/2025	4.57	50,000,000	50,000,000	50,000,000	50,031,500	
Negotiable CDs	06367DPW9	Bank of Montreal/CHI	3/21/2025	10/24/2025	4.35	50,000,000	50,000,000	50,000,000	49,988,500	
Negotiable CDs	13606DCE0	Canadian Imperial Bank/NY	11/20/2024	10/24/2025	4.55	50,000,000	50,000,000	50,000,000	50,026,500	
Negotiable CDs	89115DPK6	Toronto Dominion Bank/NY	2/7/2025	10/24/2025	4.49	100,000,000	100,000,000	100,000,000	100,040,000	
Negotiable CDs	89115DWK8	Toronto Dominion Bank/NY	3/21/2025	11/5/2025	4.35	50,000,000	50,000,000	50,000,000	49,986,500	
Negotiable CDs	78015J3U9	Royal Bank of Canada/NY	11/20/2024	11/19/2025	4.56	50,000,000	50,000,000	50,000,000	50,047,500	
Negotiable CDs	78015J3L9	Royal Bank of Canada/NY	11/20/2024	11/20/2025	4.51	60,000,000	60,000,000	60,000,000	60,038,400	
Negotiable CDs	13606DHE5	Canadian Imperial Bank/NY	3/31/2025	12/15/2025	4.34	75,000,000	75,000,000	75,000,000	75,000,000	
Negotiable CDs	89115DXB7	Toronto Dominion Bank/NY	3/31/2025	12/15/2025	4.34	60,000,000	60,000,000	60,000,000	60,000,000	
Negotiable CDs	89115DXF8	Toronto Dominion Bank/NY	3/31/2025	12/29/2025	4.34	65,000,000	65,000,000	65,000,000	65,000,000	
Negotiable CDs	89115DQT6	Toronto Dominion Bank/NY	2/13/2025	1/12/2026	4.54	100,000,000	100,000,000	100,000,000	100,111,000	
Negotiable CDs	13606DGY2	Canadian Imperial Bank/NY	3/25/2025	1/22/2026	4.36	60,000,000	60,000,000	60,000,000	59,976,600	
Negotiable CDs	13606DGZ9	Canadian Imperial Bank/NY	3/25/2025	1/28/2026	4.36	80,000,000	80,000,000	80,000,000	79,971,200	
Negotiable CDs	89115DWT9	Toronto Dominion Bank/NY	3/25/2025	1/28/2026	4.36	50,000,000	50,000,000	50,000,000	49,979,000	
Negotiable CDs	06367DQ32	Bank of Montreal/CHI	3/31/2025	2/9/2026	4.33	75,000,000	75,000,000	75,000,000	75,000,000	
Negotiable CDs	13606DHF2	Canadian Imperial Bank/NY	3/31/2025	2/9/2026	4.33	50,000,000	50,000,000	50,000,000	50,000,000	
Subtotals					4.51	\$ 2,988,000,000	\$ 2,988,000,000	\$ 2,988,000,000	\$ 2,988,516,200	
Commercial Paper	62479LR72	MUFG Bank Ltd/NY	12/11/2024	4/7/2025	0.00	\$ 22,000,000	\$ 21,681,110	\$ 21,983,647	\$ 21,973,600	
Commercial Paper	62479LRB3	MUFG Bank Ltd/NY	12/11/2024	4/11/2025	0.00	11,000,000	10,835,104	10,986,372	10,981,542	
Commercial Paper	62479LRF4	MUFG Bank Ltd/NY	3/24/2025	4/15/2025	0.00	15,000,000	14,960,675	14,974,975	14,967,705	
Commercial Paper	89233GRM0	Toyota Motor Credit	10/23/2024	4/21/2025	0.00	65,000,000	63,518,000	64,835,333	64,811,760	
Commercial Paper	62479LRP2	MUFG Bank Ltd/NY	12/11/2024	4/23/2025	0.00	81,000,000	79,665,345	80,779,230	80,748,981	
Commercial Paper	62479LRV9	MUFG Bank Ltd/NY	12/30/2024	4/29/2025	0.00	92,000,000	90,644,533	91,683,724	91,649,204	
Commercial Paper	62479LS55	MUFG Bank Ltd/NY	12/30/2024	5/5/2025	0.00	7,000,000	6,891,710	6,970,779	6,968,178	
Commercial Paper	62479LS71	MUFG Bank Ltd/NY	1/6/2025	5/7/2025	0.00	60,000,000	59,110,650	59,735,400	59,712,540	
Commercial Paper	62479LSF3	MUFG Bank Ltd/NY	3/24/2025	5/15/2025	0.00	15,000,000	14,905,750	14,920,250	14,913,315	
Commercial Paper	46590DSK7	JP Morgan CP	12/17/2024	5/19/2025	0.00	72,000,000	70,653,600	71,577,600	71,542,224	

Investment Inventory

Pooled Fund

Type of Investment	CUSIP	Issuer Name	Settle Date	Maturity		Coupon	Par Value	Original Cost	Amortized	
				Date					Book Value	Market Value
Commercial Paper	62479LSM8	MUFG Bank Ltd/NY	1/15/2025	5/21/2025	0.00	80,000,000	78,759,600	79,507,778	79,477,920	
Commercial Paper	62479LSN6	MUFG Bank Ltd/NY	2/5/2025	5/22/2025	0.00	20,000,000	19,740,889	19,875,333	19,866,960	
Commercial Paper	62479LSP1	MUFG Bank Ltd/NY	2/5/2025	5/23/2025	0.00	20,000,000	19,738,444	19,872,889	19,864,460	
Commercial Paper	62479LSV8	MUFG Bank Ltd/NY	2/5/2025	5/29/2025	0.00	85,000,000	83,826,056	84,397,444	84,360,800	
Commercial Paper	89116ET29	Toronto Dominion Bank	2/7/2025	6/2/2025	0.00	5,000,000	4,930,521	4,962,542	4,959,720	
Commercial Paper	89116ET45	Toronto Dominion Bank	2/7/2025	6/4/2025	0.00	47,000,000	46,335,538	46,636,533	46,610,605	
Commercial Paper	89116ET60	Toronto Dominion Bank	2/7/2025	6/6/2025	0.00	15,000,000	14,784,313	14,880,375	14,872,290	
Commercial Paper	62479LTG0	MUFG Bank Ltd/NY	3/24/2025	6/16/2025	0.00	10,000,000	9,897,800	9,907,533	9,903,180	
Commercial Paper	89116ETJ2	Toronto Dominion Bank	2/7/2025	6/18/2025	0.00	33,000,000	32,477,638	32,688,975	32,674,323	
Commercial Paper	62479LUF0	MUFG Bank Ltd/NY	3/24/2025	7/15/2025	0.00	15,000,000	14,795,188	14,809,688	14,802,270	
Commercial Paper	62479LUJ2	MUFG Bank Ltd/NY	3/24/2025	7/18/2025	0.00	15,000,000	14,789,750	14,804,250	14,796,810	
Commercial Paper	89233GVR4	Toyota Motor Credit	12/2/2024	8/25/2025	0.00	65,000,000	62,867,567	63,829,567	63,830,000	
Commercial Paper	89233GW85	Toyota Motor Credit	12/17/2024	9/8/2025	0.00	65,000,000	62,918,646	63,743,333	63,720,800	
Commercial Paper	89233GX84	Toyota Motor Credit	1/27/2025	10/8/2025	0.00	60,000,000	58,179,667	58,638,333	58,604,700	
Commercial Paper	89233GXP6	Toyota Motor Credit	2/12/2025	10/23/2025	0.00	75,000,000	72,665,021	73,108,021	73,123,200	
Commercial Paper	89233GXQ4	Toyota Motor Credit	1/29/2025	10/24/2025	0.00	50,000,000	48,388,278	48,761,139	48,742,900	
Commercial Paper	89233GZ17	Toyota Motor Credit	3/24/2025	12/1/2025	0.00	125,000,000	121,333,750	121,450,139	121,299,500	
Commercial Paper	89233GZF6	Toyota Motor Credit	3/25/2025	12/15/2025	0.00	75,000,000	72,692,292	72,753,250	72,656,925	
Subtotals					0.00	\$ 1,300,000,000	\$ 1,271,987,431	\$ 1,283,074,433	\$ 1,282,436,412	
Medium Term Notes	594918BJ2	Microsoft	9/26/2024	11/3/2025	3.13	\$ 11,749,000	\$ 11,650,191	\$ 11,696,040	\$ 11,672,514	
Medium Term Notes	91324PFF4	United Health	7/25/2024	7/15/2026	4.75	15,000,000	14,974,800	14,983,550	15,081,300	
Medium Term Notes	594918CN2	Microsoft	7/9/2024	9/15/2026	3.40	6,452,000	6,270,957	6,331,305	6,387,351	
Medium Term Notes	594918CN2	Microsoft	7/9/2024	9/15/2026	3.40	13,009,000	12,645,919	12,766,946	12,878,650	
Medium Term Notes	14913UAN0	Caterpillar	9/18/2024	10/16/2026	4.45	18,385,000	18,600,288	18,544,904	18,459,827	
Medium Term Notes	89236TMY8	Toyota Motors	1/9/2025	1/8/2027	4.60	40,000,000	39,978,000	39,980,475	40,203,200	
Medium Term Notes	037833CJ7	Apple	9/18/2024	2/9/2027	3.35	50,000,000	49,586,000	49,678,368	49,322,500	
Medium Term Notes	24422EXV6	John Deere	9/6/2024	7/15/2027	4.20	10,000,000	9,998,600	9,998,878	9,987,600	
Subtotals					0.27	\$ 164,595,000	\$ 163,704,755	\$ 163,980,466	\$ 163,992,942	
Money Market Funds	09248U718	BlackRock Liquidity Funds T-Fund	3/31/2025	4/1/2025	4.22	\$ 14,169,978	\$ 14,169,978	\$ 14,169,978	\$ 14,169,978	
Money Market Funds	31607A703	Fidelity Govt Portfolio	3/31/2025	4/1/2025	4.28	527,554,622	527,554,622	527,554,622	527,554,622	
Money Market Funds	608919718	Federated Hermes Govt Obligations F	3/31/2025	4/1/2025	4.27	418,352,862	418,352,862	418,352,862	418,352,862	
Money Market Funds	262006208	Dreyfus Government Cash Managemer	3/31/2025	4/1/2025	4.23	39,703,353	39,703,353	39,703,353	39,703,353	
Money Market Funds	85749T517	State Street Institutional U.S. Govt MMI	3/31/2025	4/1/2025	4.27	622,402,635	622,402,635	622,402,635	622,402,635	
Money Market Funds	61747C319	Morgan Stanley Institutional Liquidity F	3/31/2025	4/1/2025	4.27	793,448,566	793,448,566	793,448,566	793,448,566	
Subtotals					4.27	\$ 2,415,632,015	\$ 2,415,632,015	\$ 2,415,632,015	\$ 2,415,632,015	
Supranational	459058JB0	Int'l Bank for Recon and Dev	7/23/2021	4/22/2025	0.63	\$ 40,000,000	\$ 40,086,000	\$ 40,001,319	\$ 39,907,600	
Supranational	459053EU4	Int'l Bank for Recon and Dev DN	12/17/2024	4/25/2025	0.00	12,000,000	11,817,250	11,966,000	11,961,120	
Supranational	4581X0DN5	Inter-American Development Bank	11/1/2021	7/15/2025	0.63	28,900,000	28,519,098	28,870,418	28,585,279	
Supranational	45950VRU2	International Finance Corp	1/26/2023	1/26/2026	4.02	100,000,000	100,000,000	100,000,000	99,700,000	
Supranational	45818WDG8	Inter-American Development Bank	8/25/2021	2/27/2026	0.82	19,500,000	19,556,907	19,511,471	18,940,935	
Supranational	459058KJ1	Int'l Bank for Recon and Dev	7/17/2024	6/15/2027	3.13	12,323,000	11,934,333	12,028,666	12,093,176	
Supranational	4581X0EN4	Inter-American Development Bank	4/9/2024	2/15/2029	4.13	25,000,000	24,630,000	24,704,501	25,084,250	
Supranational	4581X0EN4	Inter-American Development Bank	7/17/2024	2/15/2029	4.13	50,000,000	49,827,000	49,853,663	50,168,500	
Subtotals					2.82	\$ 287,723,000	\$ 286,370,588	\$ 286,936,038	\$ 286,440,860	
Secured Bank Deposit	0660P0999	Bank of America TTX INV Deposit Acct	3/31/2025	4/1/2025	4.35	\$ 354,573,381	\$ 354,573,381	\$ 354,573,381	\$ 354,573,381	
Subtotals					4.35	\$ 354,573,381	\$ 354,573,381	\$ 354,573,381	\$ 354,573,381	
Grand Totals					3.30	\$ 18,220,001,396	\$ 18,148,592,361	\$ 18,184,532,635	\$ 18,118,705,309	

Monthly Investment Earnings

Pooled Fund

For month ended March 31, 2025

Type of Investment	CUSIP	Issuer Name	Par Value	Accrued Interest Earned	(Amortization) / Accretion	Realized Gain/(Loss)	Total Earnings
U.S. Treasuries	91282CBC4	T 0.375 12/31/2025	\$ 50,000,000	16,057	9,544	\$	25,600
U.S. Treasuries	91282CAT8	T 0.250 10/31/2025	50,000,000	10,704	12,719		23,423
U.S. Treasuries	91282CBC4	T 0.375 12/31/2025	50,000,000	16,057	12,767		28,823
U.S. Treasuries	91282CAT8	T 0.250 10/31/2025	50,000,000	10,704	16,771		27,476
U.S. Treasuries	91282CAT8	T 0.250 10/31/2025	50,000,000	10,704	17,325		28,029
U.S. Treasuries	912828ZW3	T 0.250 06/30/2025	50,000,000	10,704	16,915		27,619
U.S. Treasuries	912828ZW3	T 0.250 06/30/2025	50,000,000	10,704	18,849		29,553
U.S. Treasuries	912828ZF0	T 0.500 03/31/2025		20,604	4,579		25,183
U.S. Treasuries	912828ZF0	T 0.500 03/31/2025		20,604	3,332		23,936
U.S. Treasuries	91282CAM3	T 0.250 09/30/2025	50,000,000	10,644	17,234		27,878
U.S. Treasuries	912828ZW3	T 0.250 06/30/2025	50,000,000	10,704	14,756		25,460
U.S. Treasuries	912828ZW3	T 0.250 06/30/2025	50,000,000	10,704	16,772		27,476
U.S. Treasuries	912828ZW3	T 0.250 06/30/2025	50,000,000	10,704	15,378		26,083
U.S. Treasuries	912828ZL7	T 0.375 04/30/2025	50,000,000	16,057	8,266		24,323
U.S. Treasuries	91282CBW0	T 0.750 04/30/2026	50,000,000	32,113	5,928		38,041
U.S. Treasuries	91282CBW0	T 0.750 04/30/2026	50,000,000	32,113	4,739		36,853
U.S. Treasuries	91282CCJ8	T 0.875 06/30/2026	50,000,000	37,465	1,162		38,627
U.S. Treasuries	912828ZW3	T 0.250 06/30/2025	50,000,000	10,704	14,750		25,455
U.S. Treasuries	91282CCJ8	T 0.875 06/30/2026	50,000,000	37,465	(1,203)		36,263
U.S. Treasuries	91282CCJ8	T 0.875 06/30/2026	50,000,000	37,465	(5,941)		31,525
U.S. Treasuries	91282CCJ8	T 0.875 06/30/2026	50,000,000	37,465	(5,639)		31,827
U.S. Treasuries	912828R36	T 1.625 05/15/2026	50,000,000	69,579	(38,871)		30,707
U.S. Treasuries	91282CAM3	T 0.250 09/30/2025	50,000,000	10,644	14,592		25,235
U.S. Treasuries	912828ZW3	T 0.250 06/30/2025	50,000,000	10,704	10,877		21,582
U.S. Treasuries	91282CAB7	T 0.250 07/31/2025	50,000,000	10,704	11,519		22,223
U.S. Treasuries	912828ZW3	T 0.250 06/30/2025	50,000,000	10,704	12,926		23,630
U.S. Treasuries	91282CCJ8	T 0.875 06/30/2026	50,000,000	37,465	(7,040)		30,426
U.S. Treasuries	91282CAB7	T 0.250 07/31/2025	50,000,000	10,704	13,566		24,270
U.S. Treasuries	91282CCJ8	T 0.875 06/30/2026	50,000,000	37,465	(4,172)		33,293
U.S. Treasuries	912828R36	T 1.625 05/15/2026	50,000,000	69,579	(34,036)		35,543
U.S. Treasuries	912828XB1	T 2.125 05/15/2025	50,000,000	90,988	(65,387)		25,601
U.S. Treasuries	91282CCJ8	T 0.875 06/30/2026	50,000,000	37,465	1,114		38,579
U.S. Treasuries	91282CCW9	T 0.750 08/31/2026	50,000,000	31,590	9,496		41,086
U.S. Treasuries	91282CCZ2	T 0.875 09/30/2026	50,000,000	37,253	5,295		42,548
U.S. Treasuries	91282CCZ2	T 0.875 09/30/2026	50,000,000	37,253	5,595		42,848
U.S. Treasuries	91282CCJ8	T 0.875 06/30/2026	50,000,000	37,465	7,322		44,787
U.S. Treasuries	91282CCZ2	T 0.875 09/30/2026	50,000,000	37,253	11,694		48,947
U.S. Treasuries	91282CDK4	T 1.250 11/30/2026	50,000,000	53,228	(1,229)		51,999
U.S. Treasuries	91282CDK4	T 1.250 11/30/2026	50,000,000	53,228	(1,997)		51,231
U.S. Treasuries	912828ZW3	T 0.250 06/30/2025	50,000,000	10,704	32,670		43,375
U.S. Treasuries	91282CCJ8	T 0.875 06/30/2026	50,000,000	37,465	18,408		55,873
U.S. Treasuries	91282CDQ1	T 1.250 12/31/2026	50,000,000	53,522	51,594		105,116
U.S. Treasuries	91282CDK4	T 1.250 11/30/2026	50,000,000	53,228	53,063		106,291
U.S. Treasuries	91282CEF4	T 2.500 03/31/2027	25,000,000	53,219	4,125		57,344
U.S. Treasuries	91282CFK2	T 3.500 09/15/2025	50,000,000	148,522	29,766		178,288
U.S. Treasuries	91282CHX2	T 4.375 08/31/2028	50,000,000	184,273	(2,072)		182,201
U.S. Treasuries	91282CHK0	T 4.000 06/30/2028	50,000,000	171,271	481		171,751
U.S. Treasuries	91282CHK0	T 4.000 06/30/2028	50,000,000	171,271	1,379		172,649

Monthly Investment Earnings

Pooled Fund

Type of Investment	CUSIP	Issuer Name	Par Value	Accrued Interest Earned	(Amortization) / Accretion	Realized Gain/(Loss)	Total Earnings
U.S. Treasuries	91282CHK0	T 4.000 06/30/2028	50,000,000	171,271	1,826		173,096
U.S. Treasuries	91282CHL8	T 4.625 06/30/2025	50,000,000	198,032	1,425		199,456
U.S. Treasuries	91282CHK0	T 4.000 06/30/2028	50,000,000	171,271	6,221		177,491
U.S. Treasuries	91282CHK0	T 4.000 06/30/2028	50,000,000	171,271	13,714		184,984
U.S. Treasuries	91282CEW7	T 3.250 06/30/2027	50,000,000	139,157	46,575		185,732
U.S. Treasuries	91282CEW7	T 3.250 06/30/2027	50,000,000	139,157	49,441		188,598
U.S. Treasuries	91282CKD2	T 4.250 02/28/2029	50,000,000	179,008	3,930		182,938
U.S. Treasuries	9128284N7	T 2.875 05/15/2028	65,000,000	160,031	81,130		241,161
U.S. Treasuries	9128286B1	T 2.625 02/15/2029	50,000,000	112,396	75,077		187,473
U.S. Treasuries	91282CHK0	T 4.000 06/30/2028	50,000,000	171,271	21,787		193,058
U.S. Treasuries	91282CKV2	T 4.625 06/15/2027	50,000,000	196,944	(5,697)		191,246
U.S. Treasuries	91282CKV2	T 4.625 06/15/2027	50,000,000	196,944	(8,480)		188,464
U.S. Treasuries	91282CEW7	T 3.250 06/30/2027	50,000,000	139,157	9,740		148,898
U.S. Treasuries	91282CFJ5	T 3.125 08/31/2029	50,000,000	131,624	16,562		148,185
U.S. Treasuries	91282CLC3	T 4.000 07/31/2029	50,000,000	171,271	(18,397)		152,873
U.S. Treasuries	91282CLL3	T 3.375 09/15/2027	50,000,000	143,218	6,173		149,390
U.S. Treasuries	91282CFJ5	T 3.125 08/31/2029	65,000,000	171,111	23,091		194,202
U.S. Treasuries	91282CLC3	T 4.000 07/31/2029	65,000,000	222,652	(9,940)		212,712
U.S. Treasuries	91282CJW2	T 4.000 01/31/2029	65,000,000	222,652	(5,244)		217,408
U.S. Treasuries	91282CKV2	T 4.625 06/15/2027	50,000,000	196,944	(28,667)		168,277
U.S. Treasuries	91282CKT7	T 4.500 05/31/2029	50,000,000	191,621	(19,162)		172,459
U.S. Treasuries	91282CLC3	T 4.000 07/31/2029	50,000,000	171,271	1,982		173,253
U.S. Treasuries	91282CKP5	T 4.625 04/30/2029	50,000,000	198,032	(22,030)		176,001
U.S. Treasuries	91282CLR0	T 4.125 10/31/2029	50,000,000	176,623	6,690		183,313
U.S. Treasuries	91282CMB4	T 4.000 12/15/2027	50,000,000	170,330	7,970		178,299
U.S. Treasuries	91282CMB4	T 4.000 12/15/2027	50,000,000	170,330	8,136		178,465
U.S. Treasuries	91282CKP5	T 4.625 04/30/2029	51,000,000	201,992	(8,728)		193,264
U.S. Treasuries	912797PR2	B 0.000 06/10/2025	50,000,000		181,049		181,049
U.S. Treasuries	912797PL5	B 0.000 06/03/2025	50,000,000		181,307		181,307
U.S. Treasuries	91282CLX7	T 4.125 11/15/2027	61,000,000	215,480	9,472		224,952
U.S. Treasuries	912797NT0	B 0.000 04/01/2025	100,000,000		317,813		317,813
Subtotals			\$ 3,947,000,000	\$ 6,878,257	\$ 1,284,440	\$ -	\$ 8,162,697
Federal Agencies	3133ELQY3	FFCB 1.210 03/03/2025		\$ 1,613	\$ 40	\$	1,653
Federal Agencies	3133ELQY3	FFCB 1.210 03/03/2025		1,076	10		1,086
Federal Agencies	3135G05X7	FNMA 0.375 08/25/2025	72,500,000	22,656	12,045		34,701
Federal Agencies	3137EAEX3	FHLMC 0.375 09/23/2025	22,600,000	7,063	5,676		12,738
Federal Agencies	3135G05X7	FNMA 0.375 08/25/2025	25,000,000	7,813	5,987		13,799
Federal Agencies	3133EMWT5	FFCB 0.600 04/21/2025	50,000,000	25,000	562		25,562
Federal Agencies	3130AN4A5	FHLB 0.700 06/30/2025	17,680,000	10,313	(1,169)		9,145
Federal Agencies	3135G03U5	FNMA 0.625 04/22/2025	50,000,000	26,042	(2,426)		23,616
Federal Agencies	3130ANMP2	FHLB 1.070 07/27/2026	25,000,000	22,292			22,292
Federal Agencies	3130ANMP2	FHLB 1.070 07/27/2026	25,000,000	22,292			22,292
Federal Agencies	3130ANMP2	FHLB 1.070 07/27/2026	25,000,000	22,292			22,292
Federal Agencies	3130ANMP2	FHLB 1.070 07/27/2026	25,000,000	22,292			22,292
Federal Agencies	3133EMZ21	FFCB 0.690 04/06/2026	15,500,000	8,913	763		9,675
Federal Agencies	3130ANNM8	FHLB 1.050 07/13/2026	25,000,000	21,875			21,875
Federal Agencies	3130ANNM8	FHLB 1.050 07/13/2026	25,000,000	21,875			21,875
Federal Agencies	3130ANNM8	FHLB 1.050 07/13/2026	25,000,000	21,875			21,875

Monthly Investment Earnings

Pooled Fund

Type of Investment	CUSIP	Issuer Name	Par Value	Accrued Interest Earned	(Amortization) / Accretion	Realized Gain/(Loss)	Total Earnings
Federal Agencies	3130ANNM8	FHLB 1.050 07/13/2026	25,000,000	21,875			21,875
Federal Agencies	3130ANTG5	FHLB 1.050 08/10/2026	25,000,000	21,875			21,875
Federal Agencies	3130ANTG5	FHLB 1.050 08/10/2026	25,000,000	21,875			21,875
Federal Agencies	3130ANTG5	FHLB 1.050 08/10/2026	25,000,000	21,875			21,875
Federal Agencies	3130ANTG5	FHLB 1.050 08/10/2026	25,000,000	21,875			21,875
Federal Agencies	3130AP6T7	FHLB 1.075 09/03/2026	25,000,000	22,396			22,396
Federal Agencies	3130AP6T7	FHLB 1.075 09/03/2026	25,000,000	22,396			22,396
Federal Agencies	3130AP6T7	FHLB 1.075 09/03/2026	25,000,000	22,396			22,396
Federal Agencies	3130AP6T7	FHLB 1.075 09/03/2026	25,000,000	22,396			22,396
Federal Agencies	3130A8ZQ9	FHLB 1.750 09/12/2025	10,295,000	15,014	(6,163)		8,850
Federal Agencies	3133ENEG1	FFCB 1.050 11/17/2025	55,000,000	48,125	1,634		49,759
Federal Agencies	3133ENEG1	FFCB 1.050 11/17/2025	39,675,000	34,716	1,120		35,835
Federal Agencies	3130APPR0	FHLB 1.430 10/19/2026	25,000,000	29,792			29,792
Federal Agencies	3130APPR0	FHLB 1.430 10/19/2026	25,000,000	29,792			29,792
Federal Agencies	3130APPR0	FHLB 1.430 10/19/2026	25,000,000	29,792			29,792
Federal Agencies	3130APPR0	FHLB 1.430 10/19/2026	25,000,000	29,792			29,792
Federal Agencies	3130APPR0	FHLB 1.430 10/19/2026	25,000,000	29,792			29,792
Federal Agencies	3130AQ7L1	FHLB 1.605 11/16/2026	25,000,000	33,438			33,438
Federal Agencies	3130AQ7L1	FHLB 1.605 11/16/2026	25,000,000	33,438			33,438
Federal Agencies	3130AQ7L1	FHLB 1.605 11/16/2026	25,000,000	33,438			33,438
Federal Agencies	3130AQ7L1	FHLB 1.605 11/16/2026	25,000,000	33,438			33,438
Federal Agencies	3135G04Z3	FNMA 0.500 06/17/2025	10,000,000	4,167	5,068		9,235
Federal Agencies	3135G03U5	FNMA 0.625 04/22/2025	37,938,000	19,759	14,359		34,119
Federal Agencies	3135G04Z3	FNMA 0.500 06/17/2025	4,655,000	1,940	2,369		4,309
Federal Agencies	3135G03U5	FNMA 0.625 04/22/2025	50,000,000	26,042	19,039		45,081
Federal Agencies	3133ENHM5	FFCB 1.170 12/16/2025	45,000,000	43,875	974		44,849
Federal Agencies	3133ENHM5	FFCB 1.170 12/16/2025	50,000,000	48,750	1,082		49,832
Federal Agencies	3130AQJ95	FHLB 1.645 12/14/2026	25,000,000	34,271			34,271
Federal Agencies	3130AQJ95	FHLB 1.645 12/14/2026	25,000,000	34,271			34,271
Federal Agencies	3130AQJ95	FHLB 1.645 12/14/2026	25,000,000	34,271			34,271
Federal Agencies	3130AQJ95	FHLB 1.645 12/14/2026	25,000,000	34,271			34,271
Federal Agencies	3130ARB59	FHLB 2.350 03/08/2027	25,000,000	48,958			48,958
Federal Agencies	3130ARB59	FHLB 2.350 03/08/2027	25,000,000	48,958			48,958
Federal Agencies	3130ARB59	FHLB 2.350 03/08/2027	25,000,000	48,958			48,958
Federal Agencies	3133ENRD4	FFCB 1.680 03/10/2027	48,573,000	68,002	19,434		87,436
Federal Agencies	3133ENUD0	FFCB 2.640 04/08/2026	20,000,000	44,000	823		44,823
Federal Agencies	3133ENUD0	FFCB 2.640 04/08/2026	30,000,000	66,000	1,235		67,235
Federal Agencies	3133ENTS9	FFCB 2.600 04/05/2027	24,500,000	53,083	2,089		55,172
Federal Agencies	3133ENTS9	FFCB 2.600 04/05/2027	22,500,000	48,750	1,829		50,579
Federal Agencies	3133ENTS9	FFCB 2.600 04/05/2027	25,000,000	54,167	3,329		57,496
Federal Agencies	3133ENXE5	FFCB 2.850 05/23/2025	6,000,000	14,250	238		14,488
Federal Agencies	3133ENXE5	FFCB 2.850 05/23/2025	20,000,000	47,500	792		48,292
Federal Agencies	3133ENYQ7	FFCB 2.950 06/13/2025	50,000,000	122,917	693		123,610
Federal Agencies	3133ENZK9	FFCB 3.240 06/28/2027	27,865,000	75,236	(3,993)		71,242
Federal Agencies	3130ASGU7	FHLB 3.500 06/11/2027	12,375,000	36,094	(3,083)		33,011
Federal Agencies	3130ASGU7	FHLB 3.500 06/11/2027	10,000,000	29,167	(2,453)		26,713
Federal Agencies	3130ASGU7	FHLB 3.500 06/11/2027	21,725,000	63,365	(5,058)		58,307
Federal Agencies	3130ASG86	FHLB 3.375 06/13/2025	12,700,000	35,719	(3,146)		32,573
Federal Agencies	3130ASG86	FHLB 3.375 06/13/2025	11,940,000	33,581	(1,787)		31,794

Monthly Investment Earnings

Pooled Fund

<u>Type of Investment</u>	<u>CUSIP</u>	<u>Issuer Name</u>	<u>Par Value</u>	<u>Accrued Interest Earned</u>	<u>(Amortization) / Accretion</u>	<u>Realized Gain/(Loss)</u>	<u>Total Earnings</u>
Federal Agencies	3133ENJ35	FFCB 3.320 02/25/2026	35,000,000	96,833	1,026		97,859
Federal Agencies	3133EN2L3	FFCB 4.125 05/17/2027	21,000,000	72,188	245		72,433
Federal Agencies	3133EN2L3	FFCB 4.125 05/17/2027	5,000,000	17,188	65		17,253
Federal Agencies	3133EN2L3	FFCB 4.125 05/17/2027	4,650,000	15,984	61		16,045
Federal Agencies	3133EN2L3	FFCB 4.125 05/17/2027	25,000,000	85,938	326		86,263
Federal Agencies	3133EN4B3	FFCB 4.250 06/13/2025	15,000,000	53,125	394		53,519
Federal Agencies	3133EN4B3	FFCB 4.250 06/13/2025	15,000,000	53,125	346		53,471
Federal Agencies	3133EN4B3	FFCB 4.250 06/13/2025	15,000,000	53,125	372		53,497
Federal Agencies	3133EN5E6	FFCB 4.000 12/29/2025	15,000,000	50,000	1,281		51,281
Federal Agencies	3133EN5E6	FFCB 4.000 12/29/2025	25,000,000	83,333	2,157		85,490
Federal Agencies	3133EN5E6	FFCB 4.000 12/29/2025	20,000,000	66,667	1,708		68,375
Federal Agencies	3133EN6A3	FFCB 4.000 01/13/2026	30,000,000	100,000	645		100,645
Federal Agencies	3133EN6A3	FFCB 4.000 01/13/2026	20,000,000	66,667	498		67,164
Federal Agencies	3130AUTC8	FHLB 4.010 02/06/2026	21,100,000	70,509	3,250		73,759
Federal Agencies	3133EPBJ3	FFCB 4.375 02/23/2026	50,000,000	182,292	2,319		184,611
Federal Agencies	3133EPBJ3	FFCB 4.375 02/23/2026	25,000,000	91,146	1,315		92,461
Federal Agencies	3133EPBJ3	FFCB 4.375 02/23/2026	28,000,000	102,083	1,299		103,382
Federal Agencies	3133EPBM6	FFCB 4.125 08/23/2027	10,000,000	34,375	491		34,866
Federal Agencies	3133EPDL6	FFCB 4.850 10/01/2025	50,000,000	202,083			202,083
Federal Agencies	3130ATST5	FHLB 4.375 06/13/2025	10,000,000	36,458	(2,627)		33,831
Federal Agencies	3130ATST5	FHLB 4.375 06/13/2025	9,915,000	36,148	(2,461)		33,688
Federal Agencies	3130ATST5	FHLB 4.375 06/13/2025	25,500,000	92,969	(5,046)		87,922
Federal Agencies	3130AVWS7	FHLB 3.750 06/12/2026	17,045,000	53,266	1,470		54,735
Federal Agencies	3130ATST5	FHLB 4.375 06/13/2025	3,000,000	10,938	(497)		10,440
Federal Agencies	3130ATST5	FHLB 4.375 06/13/2025	10,000,000	36,458	(1,461)		34,998
Federal Agencies	3133EPJX4	FFCB 3.625 02/17/2026	30,000,000	90,625	2,909		93,534
Federal Agencies	3133EPJX4	FFCB 3.625 02/17/2026	25,000,000	75,521	2,201		77,722
Federal Agencies	3133EPKA2	FFCB 4.000 08/18/2025	26,500,000	88,333	609		88,942
Federal Agencies	3133EPKA2	FFCB 4.000 08/18/2025	30,000,000	100,000	689		100,689
Federal Agencies	3133EPKA2	FFCB 4.000 08/18/2025	25,000,000	83,333	678		84,011
Federal Agencies	3130AVWS7	FHLB 3.750 06/12/2026	20,000,000	62,500	1,680		64,180
Federal Agencies	3130ATST5	FHLB 4.375 06/13/2025	24,000,000	87,500	(3,249)		84,251
Federal Agencies	3130AWAH3	FHLB 4.000 06/12/2026	15,000,000	50,000	2,819		52,819
Federal Agencies	3130AWAH3	FHLB 4.000 06/12/2026	10,000,000	33,333	1,840		35,173
Federal Agencies	3130AWER7	FHLB 4.625 06/06/2025	25,000,000	96,354	887		97,241
Federal Agencies	3130AWER7	FHLB 4.625 06/06/2025	15,000,000	57,813	532		58,345
Federal Agencies	3130AWER7	FHLB 4.625 06/06/2025	52,000,000	200,417	1,845		202,262
Federal Agencies	3130AWER7	FHLB 4.625 06/06/2025	10,000,000	38,542	355		38,897
Federal Agencies	3133EPMU6	FFCB 4.250 06/15/2026	30,000,000	106,250	1,375		107,625
Federal Agencies	3133EPMU6	FFCB 4.250 06/15/2026	20,000,000	70,833	871		71,705
Federal Agencies	3133EPMV4	FFCB 4.125 06/15/2027	28,940,000	99,481	596		100,077
Federal Agencies	3133EPMU6	FFCB 4.250 06/15/2026	24,700,000	87,479	1,691		89,170
Federal Agencies	3133EPNG6	FFCB 4.375 06/23/2026	50,000,000	182,292	750		183,041
Federal Agencies	3133EPNG6	FFCB 4.375 06/23/2026	25,000,000	91,146	375		91,521
Federal Agencies	3133EPNG6	FFCB 4.375 06/23/2026	25,000,000	91,146	375		91,521
Federal Agencies	3130AWLZ1	FHLB 4.750 06/12/2026	50,000,000	197,917	4,180		202,096
Federal Agencies	3130AWLY4	FHLB 5.125 06/13/2025	48,150,000	205,641	(4,138)		201,503
Federal Agencies	3130AWLY4	FHLB 5.125 06/13/2025	10,800,000	46,125	(811)		45,314
Federal Agencies	3133EPSK2	FFCB 4.250 08/07/2028	19,500,000	69,063	1,489		70,551

Monthly Investment Earnings

Pooled Fund

<u>Type of Investment</u>	<u>CUSIP</u>	<u>Issuer Name</u>	<u>Par Value</u>	<u>Accrued Interest Earned</u>	<u>(Amortization) / Accretion</u>	<u>Realized Gain/(Loss)</u>	<u>Total Earnings</u>
Federal Agencies	3133EPSW6	FFCB 4.500 08/14/2026	50,000,000	187,500	3,253		190,753
Federal Agencies	3133EPUN3	FFCB 4.500 08/28/2028	10,000,000	37,500	355		37,855
Federal Agencies	3133EPUN3	FFCB 4.500 08/28/2028	25,000,000	93,750	959		94,709
Federal Agencies	3133EPUN3	FFCB 4.500 08/28/2028	15,000,000	56,250	631		56,881
Federal Agencies	3133EPUN3	FFCB 4.500 08/28/2028	33,000,000	123,750	1,613		125,363
Federal Agencies	3133EPVP7	FFCB 4.750 07/08/2026	19,000,000	75,208	456		75,664
Federal Agencies	3133EPVP7	FFCB 4.750 07/08/2026	10,000,000	39,583	249		39,832
Federal Agencies	3133EPVP7	FFCB 4.750 07/08/2026	21,000,000	83,125	516		83,641
Federal Agencies	3133EPVY8	FFCB 5.000 09/15/2025	8,230,000	34,292	251		34,543
Federal Agencies	3133EPVY8	FFCB 5.000 09/15/2025	15,000,000	62,500	770		63,270
Federal Agencies	3133EPVY8	FFCB 5.000 09/15/2025	20,000,000	83,333	1,026		84,360
Federal Agencies	3133EPYW9	FFCB 5.125 10/20/2025	50,000,000	213,542	1,187		214,729
Federal Agencies	3133EPYW9	FFCB 5.125 10/20/2025	25,000,000	106,771	615		107,386
Federal Agencies	3133EPYW9	FFCB 5.125 10/20/2025	35,000,000	149,479	1,173		150,652
Federal Agencies	3130AXCP1	FHLB 4.875 09/11/2026	11,895,000	48,323	2,138		50,461
Federal Agencies	3133EPZA6	FFCB 4.875 10/20/2026	30,000,000	121,875	4,692		126,567
Federal Agencies	3133EPZA6	FFCB 4.875 10/20/2026	14,000,000	56,875	2,689		59,564
Federal Agencies	3133EPYW9	FFCB 5.125 10/20/2025	24,000,000	102,500	3,247		105,747
Federal Agencies	3133EPZY4	FFCB 5.000 07/30/2026	25,000,000	104,167	1,953		106,120
Federal Agencies	3133EPZY4	FFCB 5.000 07/30/2026	3,000,000	12,500	249		12,749
Federal Agencies	3133EPZY4	FFCB 5.000 07/30/2026	9,615,000	40,063	799		40,861
Federal Agencies	3133EPZY4	FFCB 5.000 07/30/2026	16,000,000	66,667	1,329		67,996
Federal Agencies	3130AXB31	FHLB 4.875 03/13/2026	10,000,000	40,625	1,658		42,283
Federal Agencies	3130AXB31	FHLB 4.875 03/13/2026	10,000,000	40,625	1,773		42,398
Federal Agencies	3130AXB31	FHLB 4.875 03/13/2026	10,000,000	40,625	1,773		42,398
Federal Agencies	3133EPC60	FFCB 4.625 11/15/2027	27,950,000	107,724	2,461		110,185
Federal Agencies	3133EPC60	FFCB 4.625 11/15/2027	33,300,000	128,344	2,939		131,283
Federal Agencies	3133EPC45	FFCB 4.625 11/13/2028	12,000,000	46,250	271		46,521
Federal Agencies	3133EPC45	FFCB 4.625 11/13/2028	20,000,000	77,083	482		77,565
Federal Agencies	3133EPC45	FFCB 4.625 11/13/2028	55,000,000	211,979	1,319		213,298
Federal Agencies	3130AXU63	FHLB 4.625 11/17/2026	50,000,000	192,708	2,503		195,212
Federal Agencies	3133EM4X7	FFCB 0.800 09/10/2026	28,975,000	19,317	86,563		105,879
Federal Agencies	3133EPP66	FFCB 4.000 05/20/2027	31,000,000	103,333	2,343		105,676
Federal Agencies	3133EPP66	FFCB 4.000 05/20/2027	58,850,000	196,167	4,667		200,834
Federal Agencies	3133EPX91	FFCB 4.125 01/25/2027	35,000,000	120,313	1,247		121,560
Federal Agencies	3133EPX91	FFCB 4.125 01/25/2027	50,000,000	171,875	1,895		173,770
Federal Agencies	3133EPX91	FFCB 4.125 01/25/2027	25,000,000	85,938	891		86,828
Federal Agencies	3133EPX91	FFCB 4.125 01/25/2027	10,000,000	34,375	379		34,754
Federal Agencies	3133EPX91	FFCB 4.125 01/25/2027	5,000,000	17,188	202		17,390
Federal Agencies	3130AYPN0	FHLB 4.125 01/15/2027	12,000,000	41,250	774		42,024
Federal Agencies	3130AYPN0	FHLB 4.125 01/15/2027	25,000,000	85,938	1,612		87,549
Federal Agencies	3130AYPN0	FHLB 4.125 01/15/2027	29,350,000	100,891	1,892		102,783
Federal Agencies	3130AYPN0	FHLB 4.125 01/15/2027	50,000,000	171,875	3,223		175,098
Federal Agencies	3133EP6K6	FFCB 4.500 03/26/2027	50,000,000	187,500	2,564		190,064
Federal Agencies	3130AXB31	FHLB 4.875 03/13/2026	36,730,000	149,216	(3,207)		146,008
Federal Agencies	3133EP5K7	FFCB 4.500 03/13/2026	50,000,000	187,500	10,566		198,066
Federal Agencies	3130AXB31	FHLB 4.875 03/13/2026	25,000,000	101,563	(2,357)		99,206
Federal Agencies	3133EP5U5	FFCB 4.125 03/20/2029	51,660,000	177,581	11,180		188,761
Federal Agencies	3133EP5S0	FFCB 4.250 03/20/2028	4,971,000	17,606	1,169		18,774

Monthly Investment Earnings

Pooled Fund

<u>Type of Investment</u>	<u>CUSIP</u>	<u>Issuer Name</u>	<u>Par Value</u>	<u>Accrued Interest Earned</u>	<u>(Amortization) / Accretion</u>	<u>Realized Gain/(Loss)</u>	<u>Total Earnings</u>
Federal Agencies	3130AVBD3	FHLB 4.500 03/09/2029	25,000,000	93,750	(324)		93,426
Federal Agencies	3130B0TY5	FHLB 4.750 04/09/2027	20,000,000	79,167	1,498		80,664
Federal Agencies	3130B0TY5	FHLB 4.750 04/09/2027	17,000,000	67,292	1,273		68,565
Federal Agencies	3130B0TY5	FHLB 4.750 04/09/2027	48,000,000	190,000	3,594		193,594
Federal Agencies	3130B0TY5	FHLB 4.750 04/09/2027	40,000,000	158,333	2,995		161,328
Federal Agencies	3133ERDH1	FFCB 4.750 04/30/2029	63,085,000	249,711	(11,575)		238,137
Federal Agencies	3133ERDH1	FFCB 4.750 04/30/2029	27,892,000	110,406	(5,111)		105,294
Federal Agencies	3133ERDH1	FFCB 4.750 04/30/2029	30,000,000	118,750	(5,412)		113,338
Federal Agencies	3133ERDS7	FFCB 4.750 05/06/2027	12,727,000	50,378	(377)		50,001
Federal Agencies	3130AX4E5	FHLB 4.500 06/11/2027	11,000,000	41,250	1,732		42,982
Federal Agencies	3133ERGL9	FFCB 4.500 06/07/2028	15,000,000	56,250	115		56,365
Federal Agencies	3130B1BT3	FHLB 4.875 06/12/2026	13,485,000	54,783	(860)		53,922
Federal Agencies	3133ERHD6	FFCB 4.875 06/12/2026	32,000,000	130,000	(2,192)		127,808
Federal Agencies	3133ERHD6	FFCB 4.875 06/12/2026	20,000,000	81,250	(1,302)		79,948
Federal Agencies	3133ERHN4	FFCB 4.250 10/20/2028	38,000,000	134,583	4,204		138,788
Federal Agencies	3133ERHN4	FFCB 4.250 10/20/2028	5,000,000	17,708	546		18,255
Federal Agencies	3133ERGS4	FFCB 4.250 06/11/2029	10,000,000	35,417	555		35,971
Federal Agencies	3133ERGS4	FFCB 4.250 06/11/2029	10,000,000	35,417	555		35,971
Federal Agencies	3133ERGS4	FFCB 4.250 06/11/2029	20,000,000	70,833	1,109		71,943
Federal Agencies	3133ERGS4	FFCB 4.250 06/11/2029	10,000,000	35,417	555		35,971
Federal Agencies	3133ERGS4	FFCB 4.250 06/11/2029	29,000,000	102,708	1,306		104,014
Federal Agencies	3133ERGL9	FFCB 4.500 06/07/2028	20,000,000	75,000	(808)		74,192
Federal Agencies	3133ERGL9	FFCB 4.500 06/07/2028	14,934,000	56,003	(604)		55,399
Federal Agencies	3133ERJZ5	FFCB 4.500 06/28/2027	30,000,000	112,500	401		112,901
Federal Agencies	3133ERKM2	FFCB 4.500 07/08/2027	25,000,000	93,750	(942)		92,808
Federal Agencies	3130B1EF0	FHLB 4.625 06/11/2027	20,700,000	79,781	(2,781)		77,000
Federal Agencies	3133ERKM2	FFCB 4.500 07/08/2027	25,000,000	93,750	(723)		93,027
Federal Agencies	3133ERKX8	FFCB 4.250 07/12/2029	20,000,000	70,833	183		71,017
Federal Agencies	3134H16K4	FHLMC 5.380 07/09/2029	25,000,000	112,083			112,083
Federal Agencies	3134H16K4	FHLMC 5.380 07/09/2029	65,000,000	291,417			291,417
Federal Agencies	3134H16K4	FHLMC 5.380 07/09/2029	25,000,000	112,083			112,083
Federal Agencies	3133ERMB4	FFCB 4.250 07/23/2027	10,000,000	35,417	99		35,516
Federal Agencies	3133ERMB4	FFCB 4.250 07/23/2027	15,000,000	53,125	149		53,274
Federal Agencies	3130B2KJ3	FHLB 4.625 09/04/2029	50,000,000	192,708			192,708
Federal Agencies	3130B2KJ3	FHLB 4.625 09/04/2029	25,000,000	96,354			96,354
Federal Agencies	3130B2KJ3	FHLB 4.625 09/04/2029	25,000,000	96,354			96,354
Federal Agencies	3130B2PJ8	FHLB 3.625 09/04/2026	25,000,000	75,521	1,430		76,950
Federal Agencies	3130B2PJ8	FHLB 3.625 09/04/2026	50,000,000	151,042	2,859		153,901
Federal Agencies	3130B2PJ8	FHLB 3.625 09/04/2026	19,000,000	57,396	1,087		58,482
Federal Agencies	3130B2PJ8	FHLB 3.625 09/04/2026	25,900,000	78,240	1,481		79,721
Federal Agencies	3130B2TG0	FHLB 4.375 09/24/2029	25,000,000	91,146			91,146
Federal Agencies	3130B2TG0	FHLB 4.375 09/24/2029	25,000,000	91,146			91,146
Federal Agencies	3130B2TG0	FHLB 4.375 09/24/2029	65,000,000	236,979			236,979
Federal Agencies	3130ATHX8	FHLB 4.125 09/14/2029	15,000,000	51,563	(6,715)		44,848
Federal Agencies	3133ERVR9	FFCB 3.500 07/01/2027	55,000,000	160,417	2,310		162,726
Federal Agencies	3130B2XR1	FHLB 4.010 07/02/2029	65,000,000	217,208			217,208
Federal Agencies	3130B2XR1	FHLB 4.010 07/02/2029	25,000,000	83,542			83,542
Federal Agencies	3130B2XR1	FHLB 4.010 07/02/2029	25,000,000	83,542			83,542
Federal Agencies	3134HARP0	FHLMC 5.130 10/15/2029	65,000,000	277,875			277,875

Monthly Investment Earnings

Pooled Fund

Type of Investment	CUSIP	Issuer Name	Par Value	Accrued Interest Earned	(Amortization) / Accretion	Realized Gain/(Loss)	Total Earnings
Federal Agencies	3134HARP0	FHLMC 5.130 10/15/2029	25,000,000	106,875			106,875
Federal Agencies	3134HARP0	FHLMC 5.130 10/15/2029	25,000,000	106,875			106,875
Federal Agencies	3133ERWR8	FFCB 3.500 01/07/2027	12,500,000	36,458	4,767		41,225
Federal Agencies	3133ERXJ5	FFCB 3.875 10/15/2027	8,000,000	25,833	109		25,942
Federal Agencies	3133ERXJ5	FFCB 3.875 10/15/2027	5,000,000	16,146	78		16,224
Federal Agencies	3130B3A29	FHLB 4.000 10/09/2026	15,000,000	50,000	134		50,134
Federal Agencies	3130B3A29	FHLB 4.000 10/09/2026	25,000,000	83,333	224		83,557
Federal Agencies	3130B3A29	FHLB 4.000 10/09/2026	25,000,000	83,333	224		83,557
Federal Agencies	3130B3A29	FHLB 4.000 10/09/2026	50,000,000	166,667	447		167,114
Federal Agencies	3130B3GD9	FHLB 4.000 11/27/2028	47,025,000	156,750	1,760		158,510
Federal Agencies	3130ATHX8	FHLB 4.125 09/14/2029	15,000,000	51,563	(841)		50,722
Federal Agencies	3130ATHX8	FHLB 4.125 09/14/2029	15,000,000	51,563	(752)		50,811
Federal Agencies	3130ATHX8	FHLB 4.125 09/14/2029	25,590,000	87,966	(1,283)		86,683
Federal Agencies	3135GAYW5	FNMA 5.200 11/21/2029	65,000,000	281,667			281,667
Federal Agencies	3135GAYW5	FNMA 5.200 11/21/2029	25,000,000	108,333			108,333
Federal Agencies	3135GAYW5	FNMA 5.200 11/21/2029	25,000,000	108,333			108,333
Federal Agencies	3133ERD24	FFCB 4.250 02/18/2027	30,000,000	106,250	622		106,872
Federal Agencies	3136GA3D9	FNMA 5.060 12/10/2029	65,000,000	274,083			274,083
Federal Agencies	3136GA3D9	FNMA 5.060 12/10/2029	25,000,000	105,417			105,417
Federal Agencies	3136GA3D9	FNMA 5.060 12/10/2029	25,000,000	105,417			105,417
Federal Agencies	3136GA3N7	FNMA 5.045 12/27/2029	20,000,000	84,083			84,083
Federal Agencies	3136GA3N7	FNMA 5.045 12/27/2029	62,000,000	260,658			260,658
Federal Agencies	3136GA3N7	FNMA 5.045 12/27/2029	20,000,000	84,083			84,083
Federal Agencies	3136GA3N7	FNMA 5.045 12/27/2029	20,000,000	84,083			84,083
Federal Agencies	3133ERJ51	FFCB 4.125 12/10/2027	38,343,000	131,804	3,288		135,092
Federal Agencies	3133ERJ51	FFCB 4.125 12/10/2027	25,505,000	87,673	2,180		89,854
Federal Agencies	3133ERJ51	FFCB 4.125 12/10/2027	21,000,000	72,188	1,801		73,989
Federal Agencies	3133ERJ51	FFCB 4.125 12/10/2027	33,000,000	113,438	3,046		116,484
Federal Agencies	3133ERT84	FFCB 4.250 01/14/2028	29,750,000	105,365	4,927		110,292
Federal Agencies	3133ERZ46	FFCB 4.250 01/28/2028	50,000,000	177,083	724		177,807
Federal Agencies	3133ERZ46	FFCB 4.250 01/28/2028	47,000,000	166,458	680		167,139
Federal Agencies	3133ER2Z3	FFCB 4.250 11/03/2027	41,880,000	148,325	70		148,395
Federal Agencies	3133ER2Z3	FFCB 4.250 11/03/2027	5,000,000	17,708	20		17,728
Federal Agencies	3136GAAR0	FNMA 4.690 02/07/2028	25,000,000	97,708			97,708
Federal Agencies	3136GAAR0	FNMA 4.690 02/07/2028	50,000,000	195,417			195,417
Federal Agencies	3136GAAR0	FNMA 4.690 02/07/2028	25,000,000	97,708			97,708
Federal Agencies	3136GAAR0	FNMA 4.690 02/07/2028	25,000,000	97,708			97,708
Federal Agencies	3136GAAR0	FNMA 4.690 02/07/2028	25,000,000	97,708			97,708
Federal Agencies	313385CR5	FHDN 0.000 03/05/2025			9,963		9,963
Federal Agencies	313385CS3	FHDN 0.000 03/06/2025			17,667		17,667
Federal Agencies	3133ER4A6	FFCB 4.250 02/18/2027	30,000,000	106,250	1,376		107,626
Federal Agencies	3133ER4A6	FFCB 4.250 02/18/2027	25,000,000	88,542	1,093		89,635
Federal Agencies	3133ER4A6	FFCB 4.250 02/18/2027	2,000,000	7,083	91		7,174
Federal Agencies	3133ER4H1	FFCB 4.500 01/18/2030	12,815,000	9,611	(824)		8,787
Federal Agencies	3133ER4H1	FFCB 4.500 01/18/2030	18,000,000	13,500	(1,152)		12,348
Subtotals			\$ 6,702,478,000	\$ 20,510,989	\$ 311,311	\$ -	\$ 20,822,300
Public Time Deposits	PPGQ38MB6	FIVSTR 4.500 05/21/2025	\$ 20,000,000	\$ 77,500			\$ 77,500
Public Time Deposits	PPGNJX1B4	BKSANF 4.370 03/13/2025		14,567			14,567

Monthly Investment Earnings

Pooled Fund

Type of Investment	CUSIP	Issuer Name	Par Value	Accrued Interest Earned	(Amortization) / Accretion	Realized Gain/(Loss)	Total Earnings
Public Time Deposits	PPGJLMRNO	BRIDGE 4.350 06/16/2025	10,000,000	36,945			36,945
Public Time Deposits	PPGS0AR58	BKSANF 4.320 04/07/2025	10,000,000	37,200			37,200
Public Time Deposits	PPGR18NT6	BRIDGE 4.300 07/14/2025	10,000,000	36,521			36,521
Public Time Deposits	PPGPB4ZX6	BKSANF 4.340 06/11/2025	10,000,000	22,906			22,906
Subtotals			\$ 60,000,000	\$ 225,638	\$ -	\$ -	\$ 225,638
Negotiable CDs	89115BSZ4	TDNY 5.550 04/09/2025	\$ 50,000,000	\$ 238,958		\$	238,958
Negotiable CDs	06367DJY2	BMOCHG 5.470 05/05/2025	50,000,000	235,514			235,514
Negotiable CDs	89115DR65	TDNY 5.470 05/05/2025	65,000,000	306,168			306,168
Negotiable CDs	78015JTB3	RY 5.090 07/14/2025	50,000,000	219,153			219,153
Negotiable CDs	06367DLL7	BMOCHG 4.870 03/12/2025		133,925			133,925
Negotiable CDs	78015JVF1	RY 4.610 07/01/2025	50,000,000	198,486			198,486
Negotiable CDs	06367DM44	BMOCHG 4.250 06/30/2025	100,000,000	365,972			365,972
Negotiable CDs	13606DAG7	CIBCNY 4.250 06/30/2025	100,000,000	365,972			365,972
Negotiable CDs	78015JWF0	RY 4.220 06/24/2025	100,000,000	363,389			363,389
Negotiable CDs	06367DMT9	BMOCHG 4.560 06/16/2025	115,000,000	451,567			451,567
Negotiable CDs	78015J2U0	RY 4.530 07/28/2025	115,000,000	448,596			448,596
Negotiable CDs	06367DMU6	BMOCHG 4.590 08/11/2025	65,000,000	256,913			256,913
Negotiable CDs	78015J2Y2	RY 4.550 09/08/2025	65,000,000	254,674			254,674
Negotiable CDs	78015J3L9	RY 4.510 11/20/2025	60,000,000	233,017			233,017
Negotiable CDs	06367DMX0	BMOCHG 4.570 10/24/2025	50,000,000	196,764			196,764
Negotiable CDs	13606DCE0	CIBCNY 4.550 10/24/2025	50,000,000	195,903			195,903
Negotiable CDs	78015J3U9	RY 4.560 11/19/2025	50,000,000	196,333			196,333
Negotiable CDs	06367DN84	BMOCHG 4.580 07/02/2025	50,000,000	197,194			197,194
Negotiable CDs	13606DCT7	CIBCNY 4.580 07/02/2025	50,000,000	197,194			197,194
Negotiable CDs	78015J5G8	RY 4.560 06/02/2025	100,000,000	392,667			392,667
Negotiable CDs	13606DCU4	CIBCNY 4.560 06/02/2025	25,000,000	98,167			98,167
Negotiable CDs	13606DCV2	CIBCNY 4.530 09/22/2025	75,000,000	292,563			292,563
Negotiable CDs	06367DN92	BMOCHG 4.530 09/22/2025	50,000,000	195,042			195,042
Negotiable CDs	06367DNE1	BMOCHG 4.460 06/23/2025	50,000,000	192,028			192,028
Negotiable CDs	06367DNG6	BMOCHG 4.460 06/27/2025	50,000,000	192,028			192,028
Negotiable CDs	78015JAG2	RY 4.430 07/14/2025	72,000,000	274,660			274,660
Negotiable CDs	13606DDU3	CIBCNY 4.500 07/23/2025	75,000,000	290,625			290,625
Negotiable CDs	78015JC47	RY 4.410 08/11/2025	66,000,000	250,635			250,635
Negotiable CDs	06367DNQ4	BMOCHG 4.450 07/30/2025	50,000,000	191,597			191,597
Negotiable CDs	13606DFF4	CIBCNY 4.420 09/24/2025	110,000,000	418,672			418,672
Negotiable CDs	89115DPK6	TDNY 4.490 10/24/2025	100,000,000	386,639			386,639
Negotiable CDs	89115DQ33	TDNY 4.430 06/20/2025	15,000,000	57,221			57,221
Negotiable CDs	89115DQ74	TDNY 4.440 06/23/2025	45,000,000	172,050			172,050
Negotiable CDs	89115DQB5	TDNY 4.450 07/01/2025	35,000,000	134,118			134,118
Negotiable CDs	89115DQF6	TDNY 4.450 07/03/2025	20,000,000	76,639			76,639
Negotiable CDs	89115DQT6	TDNY 4.540 01/12/2026	100,000,000	390,944			390,944
Negotiable CDs	89115DWB8	TDNY 4.360 09/05/2025	50,000,000	66,611			66,611
Negotiable CDs	89115DWF9	TDNY 4.360 09/10/2025	50,000,000	66,611			66,611
Negotiable CDs	89115DWK8	TDNY 4.350 11/05/2025	50,000,000	66,458			66,458
Negotiable CDs	06367DPW9	BMOCHG 4.350 10/24/2025	50,000,000	66,458			66,458
Negotiable CDs	13606DGY2	CIBCNY 4.360 01/22/2026	60,000,000	50,867			50,867
Negotiable CDs	13606DGZ9	CIBCNY 4.360 01/28/2026	80,000,000	67,822			67,822
Negotiable CDs	89115DWT9	TDNY 4.360 01/28/2026	50,000,000	42,389			42,389

Monthly Investment Earnings

Pooled Fund

<u>Type of Investment</u>	<u>CUSIP</u>	<u>Issuer Name</u>	<u>Par Value</u>	<u>Accrued Interest Earned</u>	<u>(Amortization) / Accretion</u>	<u>Realized Gain/(Loss)</u>	<u>Total Earnings</u>
Negotiable CDs	06367DQ32	BMOCHG 4.330 02/09/2026	75,000,000	9,021			9,021
Negotiable CDs	13606DHE5	CIBCNY 4.340 12/15/2025	75,000,000	9,042			9,042
Negotiable CDs	13606DHF2	CIBCNY 4.330 02/09/2026	50,000,000	6,014			6,014
Negotiable CDs	89115DXB7	TDNY 4.340 12/15/2025	60,000,000	7,233			7,233
Negotiable CDs	89115DXF8	TDNY 4.340 12/29/2025	65,000,000	7,836			7,836
Subtotals			\$ 2,988,000,000	\$ 9,528,348	\$ -	\$ -	\$ 9,528,348
Commercial Paper	89233GQQ2	TOYCC 0.000 03/24/2025			\$ 165,472		\$ 165,472
Commercial Paper	62479LQE8	MUFGBK 0.000 03/14/2025			92,444		92,444
Commercial Paper	62479LQA6	MUFGBK 0.000 03/10/2025			31,938		31,938
Commercial Paper	62479LQE8	MUFGBK 0.000 03/14/2025			47,977		47,977
Commercial Paper	62479LQM0	MUFGBK 0.000 03/21/2025			42,500		42,500
Commercial Paper	89233GQQ2	TOYCC 0.000 03/24/2025			161,639		161,639
Commercial Paper	89233GQQ2	TOYCC 0.000 03/24/2025			192,433		192,433
Commercial Paper	89233GRM0	TOYCC 0.000 04/21/2025	65,000,000	255,233			255,233
Commercial Paper	89233GQR0	TOYCC 0.000 03/25/2025			123,467		123,467
Commercial Paper	62479LQE8	MUFGBK 0.000 03/14/2025			115,519		115,519
Commercial Paper	89233GVR4	TOYCC 0.000 08/25/2025	65,000,000	248,517			248,517
Commercial Paper	62479LQQ1	MUFGBK 0.000 03/24/2025			29,006		29,006
Commercial Paper	62479LQS7	MUFGBK 0.000 03/26/2025			148,181		148,181
Commercial Paper	62479LQU2	MUFGBK 0.000 03/28/2025			67,950		67,950
Commercial Paper	62479LR72	MUFGBK 0.000 04/07/2025	22,000,000	84,492			84,492
Commercial Paper	62479LRB3	MUFGBK 0.000 04/11/2025	11,000,000	42,246			42,246
Commercial Paper	62479LRP2	MUFGBK 0.000 04/23/2025			81,000,000		311,085
Commercial Paper	89233GW85	TOYCC 0.000 09/08/2025	65,000,000	243,479			243,479
Commercial Paper	46590DSK7	JPMSCP 0.000 05/19/2025	72,000,000	272,800			272,800
Commercial Paper	62479LRV9	MUFGBK 0.000 04/29/2025	92,000,000	350,162			350,162
Commercial Paper	62479LS55	MUFGBK 0.000 05/05/2025	7,000,000	26,643			26,643
Commercial Paper	62479LS71	MUFGBK 0.000 05/07/2025	60,000,000	227,850			227,850
Commercial Paper	62479LSM8	MUFGBK 0.000 05/21/2025	80,000,000	305,178			305,178
Commercial Paper	89233GX84	TOYCC 0.000 10/08/2025	60,000,000	222,167			222,167
Commercial Paper	89233GXQ4	TOYCC 0.000 10/24/2025	50,000,000	186,431			186,431
Commercial Paper	62479LSN6	MUFGBK 0.000 05/22/2025	20,000,000	75,778			75,778
Commercial Paper	62479LSP1	MUFGBK 0.000 05/23/2025	20,000,000	75,778			75,778
Commercial Paper	62479LSV8	MUFGBK 0.000 05/29/2025	85,000,000	322,056			322,056
Commercial Paper	89116ET29	TDHUSA 0.000 06/02/2025	5,000,000	18,729			18,729
Commercial Paper	89116ET45	TDHUSA 0.000 06/04/2025	47,000,000	176,054			176,054
Commercial Paper	89116ET60	TDHUSA 0.000 06/06/2025	15,000,000	56,188			56,188
Commercial Paper	89116ETJ2	TDHUSA 0.000 06/18/2025	33,000,000	123,613			123,613
Commercial Paper	89233GXP6	TOYCC 0.000 10/23/2025	75,000,000	286,104			286,104
Commercial Paper	14912DQ36	CATFIN 0.000 03/03/2025			24,056		24,056
Commercial Paper	14912DQ36	CATFIN 0.000 03/03/2025			6,014		6,014
Commercial Paper	91058TQ66	UNH 0.000 03/06/2025			2,406		2,406
Commercial Paper	91058TQA7	UNH 0.000 03/10/2025			15,624		15,624
Commercial Paper	89233GZ17	TOYCC 0.000 12/01/2025	125,000,000	116,389			116,389
Commercial Paper	89233GZF6	TOYCC 0.000 12/15/2025	75,000,000	60,958			60,958
Commercial Paper	62479LSF3	MUFGBK 0.000 05/15/2025	15,000,000	14,500			14,500
Commercial Paper	62479LRF4	MUFGBK 0.000 04/15/2025	15,000,000	14,300			14,300
Commercial Paper	62479LTG0	MUFGBK 0.000 06/16/2025	10,000,000	9,733			9,733

Monthly Investment Earnings Pooled Fund

<u>Type of Investment</u>	<u>CUSIP</u>	<u>Issuer Name</u>	<u>Par Value</u>	<u>Accrued Interest Earned</u>	<u>(Amortization) / Accretion</u>	<u>Realized Gain/(Loss)</u>	<u>Total Earnings</u>
Commercial Paper	62479LUF0	MUFGBK 0.000 07/15/2025	15,000,000		14,500		14,500
Commercial Paper	62479LUJ2	MUFGBK 0.000 07/18/2025	15,000,000		14,500		14,500
Commercial Paper	91058TQR0	UNH 0.000 03/25/2025			6,014		6,014
Subtotals			\$ 1,300,000,000	\$ -	\$ 5,428,101	\$ -	\$ 5,428,101
Medium Term Notes	594918CN2	MSFT 3.400 09/15/2026	\$ 6,452,000	\$ 18,281	\$ 7,033		\$ 25,314
Medium Term Notes	594918CN2	MSFT 3.400 09/15/2026	13,009,000	36,859	14,105		50,963
Medium Term Notes	91324PFF4	UNH 4.750 07/15/2026	15,000,000	59,375	1,085		60,460
Medium Term Notes	24422EXV6	DE 4.200 07/15/2027	10,000,000	35,000	42		35,042
Medium Term Notes	14913UAN0	CAT 4.450 10/16/2026	18,385,000	68,178	(8,805)		59,373
Medium Term Notes	037833CJ7	AAPL 3.350 02/09/2027	50,000,000	139,583	14,684		154,268
Medium Term Notes	594918BJ2	MSFT 3.125 11/03/2025	11,749,000	30,596	7,601		38,197
Medium Term Notes	89236TMY8	TOYOTA 4.600 01/08/2027	40,000,000	153,333	936		154,269
Subtotals			\$ 164,595,000	\$ 541,205	\$ 36,680	\$ -	\$ 577,885
Money Market Funds	09248U718	BlackRock Liquidity Funds T-Fund	\$ 14,169,978	\$ 50,481			\$ 50,481
Money Market Funds	31607A703	Fidelity Govt Portfolio	527,554,622	2,526,919			2,526,919
Money Market Funds	608919718	Federated Hermes Govt Obligations Fund	418,352,862	1,042,742			1,042,742
Money Market Funds	262006208	Dreyfus Government Cash Management	39,703,353	222,874			222,874
Money Market Funds	85749T517	State Street Institutional U.S. Govt MMF	622,402,635	2,415,383			2,415,383
Money Market Funds	61747C319	Morgan Stanley Institutional Liquidity Fund	793,448,566	2,862,275			2,862,275
Subtotals			\$ 2,415,632,015	\$ 9,120,674	\$ -	\$ -	\$ 9,120,674
Supranationals	459058JB0	IBRD 0.626 04/22/2025	\$ 40,000,000	\$ 20,867	\$ (1,947)		\$ 18,919
Supranationals	45818WDG8	IADB 0.820 02/27/2026	19,500,000	13,325	(1,071)		12,254
Supranationals	4581X0DN5	IADB 0.625 07/15/2025	28,900,000	15,052	8,734		23,786
Supranationals	45950VRU2	IFC 4.023 01/26/2026	100,000,000	335,250			335,250
Supranationals	4581X0EN4	IADB 4.125 02/15/2029	25,000,000	85,938	6,469		92,407
Supranationals	459058KJ1	IBRD 3.125 06/15/2027	12,323,000	32,091	11,335		43,426
Supranationals	4581X0EN4	IADB 4.125 02/15/2029	50,000,000	171,875	3,204		175,079
Supranationals	459053EU4	IBRDDN 0.000 04/25/2025	12,000,000		43,917		43,917
Subtotals			\$ 287,723,000	\$ 674,397	\$ 70,639	\$ -	\$ 745,037
Secured Bank Deposit	0660P0999	Bank of America TTX INV Deposit Acct	\$ 354,573,381	\$ 1,127,048			\$ 1,127,048
Subtotals			\$ 354,573,381	\$ 1,127,048	\$ -	\$ -	\$ 1,127,048
Grand Totals			\$18,220,001,396	\$ 48,606,557	\$ 7,131,171	\$ -	\$ 55,737,728

Investment Transactions Pooled Fund

For month ended March 31, 2025

Accounting ID	Transaction Type	Cusip	Description	Price	Settlement Date	Posted Date	Par Value	Principal	Accrued Interest	Total
58565	Buy	912797NT0	B 0.000 04/01/2025	99.68219	03/05/2025	03/05/2025	100,000,000.00	99,682,187.50	0.00	99,682,187.50
58566	Buy	91058TQ66	UNH 0.000 03/06/2025	99.98797	03/05/2025	03/05/2025	20,000,000.00	19,997,594.44	0.00	19,997,594.44
58567	Buy	91058TQA7	UNH 0.000 03/10/2025	99.96392	03/07/2025	03/07/2025	43,300,000.00	43,284,375.92	0.00	43,284,375.92
58568	Buy	PPGPB4ZX6	BKSANF 4.340 06/11/2025	100.00000	03/13/2025	03/13/2025	10,000,000.00	10,000,000.00	0.00	10,000,000.00
58571	Buy	89115DWB8	TDNY 4.360 09/05/2025	100.00000	03/21/2025	03/21/2025	50,000,000.00	50,000,000.00	0.00	50,000,000.00
58572	Buy	89115DWF9	TDNY 4.360 09/10/2025	100.00000	03/21/2025	03/21/2025	50,000,000.00	50,000,000.00	0.00	50,000,000.00
58573	Buy	89115DWK8	TDNY 4.350 11/05/2025	100.00000	03/21/2025	03/21/2025	50,000,000.00	50,000,000.00	0.00	50,000,000.00
58574	Buy	06367DPW9	BMOCHG 4.350	100.00000	03/21/2025	03/21/2025	50,000,000.00	50,000,000.00	0.00	50,000,000.00
58569	Buy	89233GZ17	TOYCC 0.000 12/01/2025	97.06700	03/24/2025	03/24/2025	125,000,000.00	121,333,750.00	0.00	121,333,750.00
58575	Buy	62479LSF3	MUFGBK 0.000 05/15/2025	99.37167	03/24/2025	03/24/2025	15,000,000.00	14,905,750.00	0.00	14,905,750.00
58576	Buy	62479LRF4	MUFGBK 0.000 04/15/2025	99.73783	03/24/2025	03/24/2025	15,000,000.00	14,960,675.00	0.00	14,960,675.00
58577	Buy	62479LTG0	MUFGBK 0.000 06/16/2025	98.97800	03/24/2025	03/24/2025	10,000,000.00	9,897,800.00	0.00	9,897,800.00
58578	Buy	62479LUF0	MUFGBK 0.000 07/15/2025	98.63458	03/24/2025	03/24/2025	15,000,000.00	14,795,187.50	0.00	14,795,187.50
58579	Buy	62479LUJ2	MUFGBK 0.000 07/18/2025	98.59833	03/24/2025	03/24/2025	15,000,000.00	14,789,750.00	0.00	14,789,750.00
58580	Buy	91058TOR0	UNH 0.000 03/25/2025	99.98797	03/24/2025	03/24/2025	50,000,000.00	49,993,986.11	0.00	49,993,986.11
58570	Buy	89233GZF6	TOYCC 0.000 12/15/2025	96.92306	03/25/2025	03/25/2025	75,000,000.00	72,692,291.67	0.00	72,692,291.67
58581	Buy	13606DGY2	CIBCNY 4.360 01/22/2026	100.00000	03/25/2025	03/25/2025	60,000,000.00	60,000,000.00	0.00	60,000,000.00
58582	Buy	13606DGZ9	CIBCNY 4.360 01/28/2026	100.00000	03/25/2025	03/25/2025	80,000,000.00	80,000,000.00	0.00	80,000,000.00
58583	Buy	3133ER4H1	FFCB 4.500 01/18/2030	101.61700	03/25/2025	03/25/2025	12,815,000.00	13,022,218.55	59,269.38	13,081,487.93
58584	Buy	3133ER4H1	FFCB 4.500 01/18/2030	101.60900	03/25/2025	03/25/2025	18,000,000.00	18,289,620.00	83,250.00	18,372,870.00
58585	Buy	89115DWT9	TDNY 4.360 01/28/2026	100.00000	03/25/2025	03/25/2025	50,000,000.00	50,000,000.00	0.00	50,000,000.00
58586	Buy	06367DQ32	BMOCHG 4.330	100.00000	03/31/2025	03/31/2025	75,000,000.00	75,000,000.00	0.00	75,000,000.00
58587	Buy	13606DHE5	CIBCNY 4.340 12/15/2025	100.00000	03/31/2025	03/31/2025	75,000,000.00	75,000,000.00	0.00	75,000,000.00
58588	Buy	13606DHF2	CIBCNY 4.330 02/09/2026	100.00000	03/31/2025	03/31/2025	50,000,000.00	50,000,000.00	0.00	50,000,000.00
58589	Buy	89115DXB7	TDNY 4.340 12/15/2025	100.00000	03/31/2025	03/31/2025	60,000,000.00	60,000,000.00	0.00	60,000,000.00
58590	Buy	89115DXF8	TDNY 4.340 12/29/2025	100.00000	03/31/2025	03/31/2025	65,000,000.00	65,000,000.00	0.00	65,000,000.00
			Activity Total				1,239,115,000.00	1,232,645,186.69	142,519.38	1,232,787,706.07
58563	Maturity	14912DQ36	CATFIN 0.000 03/03/2025	100.00000	03/03/2025	03/03/2025	100,000,000.00	100,000,000.00	0.00	100,000,000.00
58564	Maturity	14912DQ36	CATFIN 0.000 03/03/2025	100.00000	03/03/2025	03/03/2025	25,000,000.00	25,000,000.00	0.00	25,000,000.00
46467	Maturity	3133ELQY3	FFCB 1.210 03/03/2025	100.00000	03/03/2025	03/03/2025	24,000,000.00	24,000,000.00	0.00	24,000,000.00
46468	Maturity	3133ELQY3	FFCB 1.210 03/03/2025	100.00000	03/03/2025	03/03/2025	16,000,000.00	16,000,000.00	0.00	16,000,000.00
58546	Maturity	313385CR5	FHDN 0.000 03/05/2025	100.00000	03/05/2025	03/05/2025	21,000,000.00	21,000,000.00	0.00	21,000,000.00
58548	Maturity	313385CS3	FHDN 0.000 03/06/2025	100.00000	03/06/2025	03/06/2025	30,000,000.00	30,000,000.00	0.00	30,000,000.00
58566	Maturity	91058TQ66	UNH 0.000 03/06/2025	100.00000	03/06/2025	03/06/2025	20,000,000.00	20,000,000.00	0.00	20,000,000.00
58108	Maturity	62479LQA6	MUFGBK 0.000 03/10/2025	100.00000	03/10/2025	03/10/2025	25,000,000.00	25,000,000.00	0.00	25,000,000.00
58567	Maturity	91058TQA7	UNH 0.000 03/10/2025	100.00000	03/10/2025	03/10/2025	43,300,000.00	43,300,000.00	0.00	43,300,000.00
58240	Maturity	06367DLL7	BMOCHG 4.870	100.00000	03/12/2025	03/12/2025	90,000,000.00	90,000,000.00	0.00	90,000,000.00
58491	Maturity	PPGNJX1B4	BKSANF 4.370 03/13/2025	100.00000	03/13/2025	03/13/2025	10,000,000.00	10,000,000.00	0.00	10,000,000.00
58094	Maturity	62479LQE8	MUFGBK 0.000 03/14/2025	100.00000	03/14/2025	03/14/2025	50,000,000.00	50,000,000.00	0.00	50,000,000.00
58109	Maturity	62479LQE8	MUFGBK 0.000 03/14/2025	100.00000	03/14/2025	03/14/2025	26,000,000.00	26,000,000.00	0.00	26,000,000.00
58441	Maturity	62479LQE8	MUFGBK 0.000 03/14/2025	100.00000	03/14/2025	03/14/2025	70,000,000.00	70,000,000.00	0.00	70,000,000.00
58110	Maturity	62479LQM0	MUFGBK 0.000 03/21/2025	100.00000	03/21/2025	03/21/2025	15,000,000.00	15,000,000.00	0.00	15,000,000.00
58458	Maturity	62479LQ01	MUFGBK 0.000 03/24/2025	100.00000	03/24/2025	03/24/2025	10,000,000.00	10,000,000.00	0.00	10,000,000.00
58046	Maturity	89233GQQ2	TOYCC 0.000 03/24/2025	100.00000	03/24/2025	03/24/2025	50,000,000.00	50,000,000.00	0.00	50,000,000.00
58111	Maturity	89233GQQ2	TOYCC 0.000 03/24/2025	100.00000	03/24/2025	03/24/2025	50,000,000.00	50,000,000.00	0.00	50,000,000.00
58159	Maturity	89233GQQ2	TOYCC 0.000 03/24/2025	100.00000	03/24/2025	03/24/2025	60,000,000.00	60,000,000.00	0.00	60,000,000.00
58429	Maturity	89233GQR0	TOYCC 0.000 03/25/2025	100.00000	03/25/2025	03/25/2025	40,000,000.00	40,000,000.00	0.00	40,000,000.00
58580	Maturity	91058TOR0	UNH 0.000 03/25/2025	100.00000	03/25/2025	03/25/2025	50,000,000.00	50,000,000.00	0.00	50,000,000.00
58459	Maturity	62479LQS7	MUFGBK 0.000 03/26/2025	100.00000	03/26/2025	03/26/2025	47,000,000.00	47,000,000.00	0.00	47,000,000.00
58460	Maturity	62479LQU2	MUFGBK 0.000 03/28/2025	100.00000	03/28/2025	03/28/2025	20,000,000.00	20,000,000.00	0.00	20,000,000.00
47014	Maturity	91282ZF0	T 0.500 03/31/2025	100.00000	03/31/2025	03/31/2025	50,000,000.00	50,000,000.00	0.00	50,000,000.00
47017	Maturity	91282ZF0	T 0.500 03/31/2025	100.00000	03/31/2025	03/31/2025	50,000,000.00	50,000,000.00	0.00	50,000,000.00
			Activity Total				992,300,000.00	992,300,000.00	0.00	992,300,000.00

Interest Received Pooled Fund

For month ended March 31, 2025							
Accounting ID	Transaction Type	Cusip	Description	Date Posted	Interest Received	Purchased Interest Adjustment	Net Interest
46468	Interest Income	3133ELQY3	FFCB 1.210 03/03/2025	03/03/2025	96,800.00		96,800.00
47168	Interest Income	3130AP6T7	FHLB 1.075 09/03/2026	03/03/2025	134,375.00		134,375.00
47169	Interest Income	3130AP6T7	FHLB 1.075 09/03/2026	03/03/2025	134,375.00		134,375.00
47170	Interest Income	3130AP6T7	FHLB 1.075 09/03/2026	03/03/2025	134,375.00		134,375.00
47171	Interest Income	3130AP6T7	FHLB 1.075 09/03/2026	03/03/2025	134,375.00		134,375.00
46467	Interest Income	3133ELQY3	FFCB 1.210 03/03/2025	03/03/2025	145,200.00		145,200.00
58305	Interest Income	3130B2KJ3	FHLB 4.625 09/04/2029	03/04/2025	1,156,250.00		1,156,250.00
58306	Interest Income	3130B2KJ3	FHLB 4.625 09/04/2029	03/04/2025	578,125.00		578,125.00
58307	Interest Income	3130B2KJ3	FHLB 4.625 09/04/2029	03/04/2025	578,125.00		578,125.00
58357	Interest Income	3130B2PJ8	FHLB 3.625 09/04/2026	03/04/2025	430,468.75		430,468.75
58358	Interest Income	3130B2PJ8	FHLB 3.625 09/04/2026	03/04/2025	860,937.50		860,937.50
58359	Interest Income	3130B2PJ8	FHLB 3.625 09/04/2026	03/04/2025	327,156.25		327,156.25
58360	Interest Income	3130B2PJ8	FHLB 3.625 09/04/2026	03/04/2025	445,965.63		445,965.63
57906	Interest Income	3130AVBD3	FHLB 4.500 03/09/2029	03/10/2025	562,500.00		562,500.00
47314	Interest Income	3130ARB59	FHLB 2.350 03/08/2027	03/10/2025	293,750.00		293,750.00
47315	Interest Income	3130ARB59	FHLB 2.350 03/08/2027	03/10/2025	293,750.00		293,750.00
47316	Interest Income	3130ARB59	FHLB 2.350 03/08/2027	03/10/2025	293,750.00		293,750.00
47317	Interest Income	3130ARB59	FHLB 2.350 03/08/2027	03/10/2025	293,750.00		293,750.00
47321	Interest Income	3133ENRD4	FFCB 1.680 03/10/2027	03/10/2025	408,013.20		408,013.20
57815	Interest Income	3133EM4X7	FFCB 0.800 09/10/2026	03/10/2025	115,900.00		115,900.00
57760	Interest Income	3130AXCP1	FHLB 4.875 09/11/2026	03/11/2025	289,940.63		289,940.63
58240	Interest Income	06367DLL7	BMOCHG 4.870 03/12/2025	03/12/2025	2,544,575.04		2,544,575.04
47196	Interest Income	3130A8ZQ9	FHLB 1.750 09/12/2025	03/12/2025	90,081.25		90,081.25
58491	Interest Income	PPGNJX1B4	BKSANF 4.370 03/13/2025	03/13/2025	109,250.00		109,250.00
47160	Interest Income	3130ANTG5	FHLB 1.050 08/10/2026	03/13/2025	131,250.00		131,250.00
47161	Interest Income	3130ANTG5	FHLB 1.050 08/10/2026	03/13/2025	131,250.00		131,250.00
47162	Interest Income	3130ANTG5	FHLB 1.050 08/10/2026	03/13/2025	131,250.00		131,250.00
47163	Interest Income	3130ANTG5	FHLB 1.050 08/10/2026	03/13/2025	131,250.00		131,250.00
57789	Interest Income	3130AXB31	FHLB 4.875 03/13/2026	03/13/2025	243,750.00		243,750.00
57790	Interest Income	3130AXB31	FHLB 4.875 03/13/2026	03/13/2025	243,750.00		243,750.00
57791	Interest Income	3130AXB31	FHLB 4.875 03/13/2026	03/13/2025	243,750.00		243,750.00
57890	Interest Income	3130AXB31	FHLB 4.875 03/13/2026	03/13/2025	895,293.75		895,293.75
57891	Interest Income	3133EP5K7	FFCB 4.500 03/13/2026	03/13/2025	1,125,000.00		1,125,000.00
57900	Interest Income	3130AXB31	FHLB 4.875 03/13/2026	03/13/2025	609,375.00		609,375.00
58392	Interest Income	3130ATHX8	FHLB 4.125 09/14/2029	03/14/2025	309,375.00	22,343.75	287,031.25
58434	Interest Income	3130ATHX8	FHLB 4.125 09/14/2029	03/14/2025	309,375.00	77,343.75	232,031.25
58435	Interest Income	3130ATHX8	FHLB 4.125 09/14/2029	03/14/2025	309,375.00	77,343.75	232,031.25
58436	Interest Income	3130ATHX8	FHLB 4.125 09/14/2029	03/14/2025	527,793.75	131,948.44	395,845.31
58064	Interest Income	594918CN2	MSFT 3.400 09/15/2026	03/17/2025	109,684.00		109,684.00
58065	Interest Income	594918CN2	MSFT 3.400 09/15/2026	03/17/2025	221,153.00		221,153.00
58401	Interest Income	91282CLL3	T 3.375 09/15/2027	03/17/2025	843,750.00	74,585.64	769,164.36
47483	Interest Income	91282CFK2	T 3.500 09/15/2025	03/17/2025	875,000.00		875,000.00
57743	Interest Income	3133EPVY8	FFCB 5.000 09/15/2025	03/17/2025	205,750.00		205,750.00
57744	Interest Income	3133EPVY8	FFCB 5.000 09/15/2025	03/17/2025	375,000.00		375,000.00
57745	Interest Income	3133EPVY8	FFCB 5.000 09/15/2025	03/17/2025	500,000.00		500,000.00
57905	Interest Income	3133EP5U5	FFCB 4.250 03/20/2028	03/20/2025	105,633.75		105,633.75
57901	Interest Income	3133EP5U5	FFCB 4.125 03/20/2029	03/20/2025	1,065,487.50		1,065,487.50
58385	Interest Income	3130B2TG0	FHLB 4.375 09/24/2029	03/24/2025	546,875.00		546,875.00
58386	Interest Income	3130B2TG0	FHLB 4.375 09/24/2029	03/24/2025	546,875.00		546,875.00
58387	Interest Income	3130B2TG0	FHLB 4.375 09/24/2029	03/24/2025	1,421,875.00		1,421,875.00
46954	Interest Income	3137EAEX3	FHLMC 0.375 09/23/2025	03/24/2025	42,375.00		42,375.00
57889	Interest Income	3133EP6K6	FFCB 4.500 03/26/2027	03/26/2025	1,125,000.00		1,125,000.00
47014	Interest Income	91282ZF0	T 0.500 03/31/2025	03/31/2025	125,000.00		125,000.00
47017	Interest Income	91282ZF0	T 0.500 03/31/2025	03/31/2025	125,000.00		125,000.00
47043	Interest Income	91282CAM3	T 0.250 09/30/2025	03/31/2025	62,500.00		62,500.00
47105	Interest Income	91282CAM3	T 0.250 09/30/2025	03/31/2025	62,500.00		62,500.00
47172	Interest Income	91282CCZ2	T 0.875 09/30/2026	03/31/2025	218,750.00		218,750.00
47173	Interest Income	91282CCZ2	T 0.875 09/30/2026	03/31/2025	218,750.00		218,750.00
47176	Interest Income	91282CCZ2	T 0.875 09/30/2026	03/31/2025	218,750.00		218,750.00
47342	Interest Income	91282CEF4	T 2.500 03/31/2027	03/31/2025	312,500.00		312,500.00
Activity Total					25,121,834.00	383,565.33	24,738,268.67

Money Market / Secured Bank Deposit Activity Pooled Fund

For month ended March 31, 2025				
Accounting ID	Description	Activity Date	Transaction Type	Transaction Amount
09248U718	BlackRock Liquidity Funds T-Fund	03/31/2025	Interest Received	50,481.26
	Activity Total			50,481.26
31607A703	Fidelity Govt Portfolio	03/05/2025	Withdrawal	(6,000,000.00)
31607A703	Fidelity Govt Portfolio	03/07/2025	Withdrawal	(150,000,000.00)
31607A703	Fidelity Govt Portfolio	03/12/2025	Deposit	25,000,000.00
31607A703	Fidelity Govt Portfolio	03/14/2025	Deposit	150,000,000.00
31607A703	Fidelity Govt Portfolio	03/21/2025	Withdrawal	(145,000,000.00)
31607A703	Fidelity Govt Portfolio	03/24/2025	Withdrawal	(72,000,000.00)
31607A703	Fidelity Govt Portfolio	03/25/2025	Withdrawal	(100,000,000.00)
31607A703	Fidelity Govt Portfolio	03/28/2025	Deposit	10,000,000.00
31607A703	Fidelity Govt Portfolio	03/31/2025	Interest Received	2,526,918.91
	Activity Total			(285,473,081.09)
608919718	Federated Hermes Govt Obligations	03/03/2025	Deposit	200,000,000.00
608919718	Federated Hermes Govt Obligations	03/05/2025	Withdrawal	(100,000,000.00)
608919718	Federated Hermes Govt Obligations	03/06/2025	Deposit	14,000,000.00
608919718	Federated Hermes Govt Obligations	03/07/2025	Withdrawal	(150,000,000.00)
608919718	Federated Hermes Govt Obligations	03/10/2025	Withdrawal	(60,000,000.00)
608919718	Federated Hermes Govt Obligations	03/14/2025	Deposit	200,000,000.00
608919718	Federated Hermes Govt Obligations	03/18/2025	Deposit	40,000,000.00
608919718	Federated Hermes Govt Obligations	03/19/2025	Deposit	15,000,000.00
608919718	Federated Hermes Govt Obligations	03/20/2025	Deposit	65,000,000.00
608919718	Federated Hermes Govt Obligations	03/25/2025	Withdrawal	(122,000,000.00)
608919718	Federated Hermes Govt Obligations	03/26/2025	Deposit	20,000,000.00
608919718	Federated Hermes Govt Obligations	03/27/2025	Deposit	50,000,000.00
608919718	Federated Hermes Govt Obligations	03/28/2025	Deposit	63,000,000.00
608919718	Federated Hermes Govt Obligations	03/31/2025	Interest Received	1,042,741.62
	Activity Total			236,042,741.62
262006208	Dreyfus Government Cash Management	03/14/2025	Deposit	125,000,000.00
262006208	Dreyfus Government Cash Management	03/17/2025	Withdrawal	(2,000,000.00)
262006208	Dreyfus Government Cash Management	03/24/2025	Withdrawal	(100,000,000.00)
262006208	Dreyfus Government Cash Management	03/31/2025	Interest Received	222,874.15
	Activity Total			23,222,874.15
85749T517	State Street Institutional U.S. Govt	03/03/2025	Deposit	100,000,000.00
85749T517	State Street Institutional U.S. Govt	03/04/2025	Withdrawal	(5,000,000.00)
85749T517	State Street Institutional U.S. Govt	03/05/2025	Withdrawal	(117,000,000.00)
85749T517	State Street Institutional U.S. Govt	03/07/2025	Withdrawal	(5,000,000.00)
85749T517	State Street Institutional U.S. Govt	03/11/2025	Deposit	12,000,000.00
85749T517	State Street Institutional U.S. Govt	03/14/2025	Deposit	200,000,000.00
85749T517	State Street Institutional U.S. Govt	03/31/2025	Withdrawal	(130,000,000.00)
85749T517	State Street Institutional U.S. Govt	03/31/2025	Interest Received	2,415,383.45
	Activity Total			57,415,383.45
61747C319	Morgan Stanley Institutional Liquidity	03/31/2025	Interest Received	2,862,274.96
	Activity Total			2,862,274.96
0660P0999	Bank of America TTX INV Deposit Acct	03/07/2025	Deposit	250,000,000.00
0660P0999	Bank of America TTX INV Deposit Acct	03/31/2025	Interest Received	1,127,047.60
	Activity Total			251,127,047.60